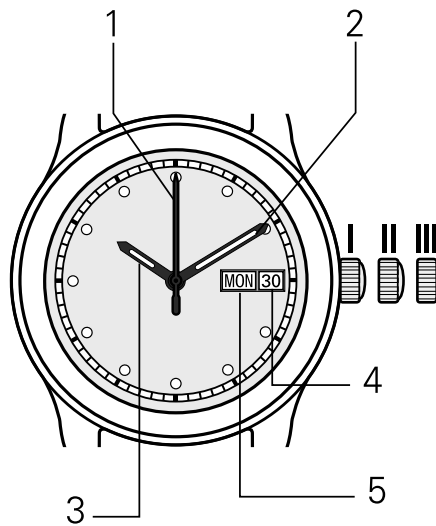


Analog Watches

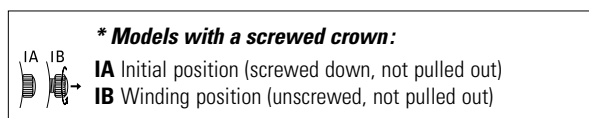
User's Manual



Display and functions

- ❶ Seconds hand
- ❷ Minute hand
- ❸ Hour hand
- ❹ Date*
- ❺ Day*

* According to model



Congratulations

We would like to congratulate you on having chosen a watch from TISSOT®, one of the most highly renowned Swiss brands in the world. Meticulously designed, using only the highest quality materials and components, your watch is protected against shock loads, variations in temperature, water and dust.

To ensure that your watch operates with perfect precision for many years to come, we advise you to pay very careful attention to the advice provided hereafter.

This instructions are valid for all TISSOT® mechanical (hand-winding or automatic), quartz, solar quartz or autoquartz watches. Please refer to the explanations relating specifically to your own model of watch.

Winding

Models with a screwed crown

To ensure that they remain water-resistant, some models are fitted with a screwed crown. Before setting the time or date* or day*, you must first unscrew the crown into position **IB** before you can pull it out into position **II** or **III**.

Important: After each operation, you must always screw the crown back down to ensure that your watch remains water-resistant.

Hand-winding or automatic watches

The hand-winding watches must be wound each day. Turn the crown clockwise into position **I** (or **IB** for watches with a screwed crown) or move your watch from side to side a few times if it is an automatic model.

Quartz watches

Quartz watches are powered by battery and do not require any winding.

Autoquartz watches

Turn the crown into position **I** (or **IB** for models with a screwed crown) for at least 1 minute, the time it takes for your watch to restore normal operation. It will then have a power reserve of between 16 and 24 hours. To recharge your watch quickly, move it from side to side a few times.

Solar watches

To recharge the accumulator, expose your watch face to either sunlight or artificial light (no crown winding).

Settings

Note: Please take due account of the previous information if your watch is fitted with a screwed crown.

Setting the time

Pull the crown out to position **III** and turn it clockwise or counterclockwise to set the desired time.

On models with a seconds hand, you can synchronize it with an official time signal (radio/ TV/Internet). When the crown is pulled out in position **III**, the seconds hand is stopped. As soon as the time setting has been synchronized, push the crown back down into position **I** (and tighten it back down on models with a screwed crown).

Fast correction of the date* and day*

Pull the crown out to position **II** and turn it clockwise until the correct date is displayed, counterclockwise until the correct day is displayed. During this operation, your watch will continue to function normally, so you will not need to alter the time.

Technical information

TISSOT® Automatic watches gain their energy from an oscillating weight which is activated in response to movements of your wrist. This movement ensures that the watch retains the correct time. Automatic watches **do not need a battery**. Depending on the models, the power reserve ranges from 40 to 46 hours.

Note: Accuracy is influenced by the way the watch is worn.

TISSOT® Quartz watches benefit from the incomparable precision of quartz. Their power reserve usually enables them to operate for more than 2 years in continuous use. All you have to do is to set the time, and occasionally also the date if your watch is equipped with a display of this kind (refer to the section on «Settings»).

E.O.L. (End of Life) function

Once it has been used up, the battery should be replaced without delay. If the seconds hand jumps every 4 seconds, this indicates that the battery has reached the end of its useful life and should be replaced in the very near future.

TISSOT® Autoquartz watches benefit from an unusual innovation which combines auto-recharge with the incomparable precision of quartz, but without a battery.

In keeping with an automatic watch, the energy required for your watch to operate is generated by the movement of an oscillating weight. However, in this particular model, mechanical energy is transformed into electrical power by a micro-generator which recharges an accumulator. The accumulator, monitored by an electronic circuit, supplies power to the movement. **With its charge at maximum, the power reserve of your watch can reach 60 days for ladies' models, and 100 days for men's models.**

The advantages of Autoquartz technology

Up-to-date technology with impeccable environmental credentials (no battery), the precision of quartz, exceptional autonomy.

Power supply

The lithium accumulator has a service life of more than 10 years. Never replace it with a conventional silver-oxide battery because this would irrevocably destroy the movement.

E.O.E. (End of Energy) function

Your TISSOT® Autoquartz watch is equipped with an E.O.E. (End of Energy) type of energy requirement indicator. If the seconds hand jumps every 4 seconds, this indicates that your watch has run down and needs to be recharged. At this point, it still has a power reserve of between 16 and 24 hours, depending on the model.

Care and maintenance

We would advise you to clean your watch regularly (except for the leather strap) using a soft cloth and warm soapy water. After immersion in salty water, rinse it in fresh water and leave it to dry completely.


Do not leave it anywhere where it might be subjected to major variations in temperature or humidity, in direct sunlight or near strong magnetic fields.

We would advise you to have your watch inspected every 3 to 4 years by an approved TISSOT® representative or retailer. To benefit from the highest standards of service and to ensure your guarantee remains in force, please always contact an approved TISSOT® representative or retailer.

Quartz or Autoquartz watches

If you envisage not wearing your watch for several weeks or months, we would advise you to put it to one side with the crown pulled out to the last stop. This will substantially reduce power consumption.

Collection and treatment of end of life quartz watches*

 This symbol indicates that this product should not be disposed with household waste. It has to be returned to a local authorized collection system. By following this procedure you will contribute to the protection of the environment and human health. The recycling of the materials will help to conserve natural resources.

* valid in the EU member states and in any countries with corresponding legislation.