


HEAT PLUS GEL HEATING PAD

Heat therapy for the active life



Model 739

important notes

Please read this manual carefully before using this device. This heating pad is intended for use by adults. For Household Use Only.

ELECTRIC HEATING PAD — FOR HOUSEHOLD USE ONLY. IMPORTANT SAFETY INSTRUCTIONS, DO NOT DESTROY

DANGER: TO REDUCE THE RISK OF BURNS, ELECTRIC SHOCK, FIRE AND ACCIDENT, THIS PRODUCT MUST BE USED IN ACCORDANCE WITH THE FOLLOWING INSTRUCTIONS:

READ ALL INSTRUCTIONS:

1. DO NOT USE WHILE SLEEPING.
2. DO NOT USE ON AN INFANT.
3. THIS PAD IS NOT TO BE USED ON OR BY A SLEEPING OR UNCONSCIOUS PERSON, A PERSON WITH DIABETES, A PERSON WITH POOR BLOOD CIRCULATION OR A PERSON WITH DISABILITIES.
4. DO NOT USE ON AREAS OF INSENSITIVE SKIN. BURNS CAN OCCUR REGARDLESS OF CONTROL SETTING. CHECK SKIN UNDER PAD FREQUENTLY TO AVOID BURNING AND BLISTERING.
5. PLACE PAD ON TOP OF AND NOT UNDER THE PART OF THE BODY NEEDING HEAT. BURNS CAN RESULT REGARDLESS OF CONTROL SETTING.
6. THIS PAD IS PROVIDED WITH A REMOVABLE COVER. NEVER USE PAD WITHOUT COVER IN PLACE.
7. DO NOT USE IN OXYGEN ENRICHED ENVIRONMENT OR NEAR EQUIPMENT WHICH STORES OR EMITS OXYGEN.
8. DO NOT USE PINS OR OTHER METALLIC MEANS TO FASTEN THIS PAD IN PLACE.
9. DO NOT SIT ON OR AGAINST OR CRUSH PAD. AVOID SHARP FOLDS.

- 10. NEVER PULL THIS PAD BY THE SUPPLY CORD AND DO NOT USE THE CORD AS A HANDLE.**
- 11. CAREFULLY EXAMINE INNER COVER BEFORE EACH USE. DISCARD THE PAD** IF INNER COVERING SHOWS ANY SIGNS OF DETERIORATION (SUCH AS BLISTERING OR CRACKING).
- 12. USE THIS PAD ONLY ON** A 110-120 VOLT AC CIRCUIT. THERE ARE NO SERVICEABLE PARTS. IF FOR ANY REASON THIS PAD DOES NOT FUNCTION SATISFACTORILY, RETURN TO:
Sunbeam Products, Inc.
117 Central Industrial Row

Purvis, MS 39475

14 DO NOT USE THIS PAD WITH LINIMENT SALVE OR OINTMENT PREPARATIONS THAT CONTAIN HEAT-PRODUCING INGREDIENTS. SKIN BURNS COULD RESULT

15. USE WHEREVER HOT APPLICATIONS ARE DESIRABLE FOR PERSONAL COMFORT AND WHENEVER RECOMMENDED BY YOUR PHYSICIAN OR DENTIST FOR THE RELIEF OF PAIN.

Save These Instructions.

For household use only.

For products purchased in U.S. and Canada only: To reduce the risk of electrical shock, this appliance has a polarized plug (one blade is wider than the other). This plug fits a polarized outlet only one way; if the plug does not fit fully into the outlet, reverse the plug. If it still does not fit, contact a qualified electrician. DO NOT ATTEMPT TO DEFEAT THIS SAFETY FEATURE.

 LISTED FOR HOUSEHOLD USE ONLY

A HOT ITEM FROM SUNBEAM

Sunbeam's Heat Plus Gel heating pad is a breakthrough in home heat therapy. With its removable gel pack, Heat Plus Gel provides instant heat to tired, aching muscles.

Heat Plus Gel Heating Pad Includes:

- 1) Soft cover that is easily removable and machine washable. Comes with a snap closure.
- 2) Comfortable Gel Pack that attaches to the outside of the heating pad.
- 3) Heating pad with adhesive to attach to Gel Pack. (see instructions below for pre-heating Gel Pack.)
- 4) Lever control with 3 heat settings and ON indicator light.

How to use:

- 1) Heat Gel Pack in Microwave.
 - a. Lay flat in microwave.
 - b. MAKE SURE GEL IS SPREAD EVENLY ACROSS PACK FOR PROPER HEATING. CAUTION: UNEVEN GEL COULD CAUSE HOT SPOTS.
 - c. Heat at full power (700 Watts) for one minute.
 - d. Remove and check Heat Guide.
- 2) If not hot enough, return to microwave and heat in ten second intervals, checking Heat Guide until ready.
- 3) If Heat Guide reads TOO HOT, let cool.

Gel pack safety reminders:

 - a. Gel pack can be used without heating pad but must be enclosed in cover.
 - b. NEVER HEAT FOR MORE THAN **90** SECONDS AT ONE TIME OR GEL PACK MAY RUPTURE AND LEAK.
 - c. NEVER BOIL GEL PACK.
- 4) Insert Heating Pad and Gel Pack in cover.
 - a. Lay heating pad flat.
 - b. Attach gel pack to heating pad. NOTE: You can use heating pad WITHOUT Gel Pack.
 - c. Slip inside cover, making sure cord and controls remain on outside.
 - d. Close snap.
- 5) Plug cord in wall NOTE: Outlet should be live 110-120 volt AC.
- 6) Select one of three settings on heat control.
- 7) Apply to desired area of body. NOTE: Although your heating pad is meant to get hot, it should NEVER hurt or feel like it is burning your skin. If it does, remove immediately.

Features of the Heat Plus Gel Heating Pad

1) *Cover*

- a. Soft, comfortable material with snap closure.
- b. Provides extra layer of protection from heat.
- c. Machine-washable on gentle cycle with mild detergent and cool water.

2) *Gel pack with heat guide*

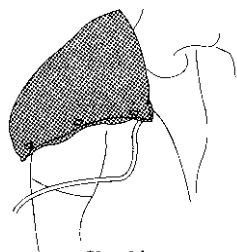
- a. Conforms to contours of your body for additional heat therapy.
- b. Microwavable for instant heat relief. CAUTION: DO NOT BOIL GEL PACK.
- c. Can be used without heating pad. CAUTION: Must be used inside cloth cover to prevent burns.
- d. Heat Guide indicates level of heat for added safety.

3) *Heat control*

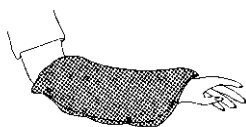
- a. Easy lever operation with ON indicator light.
- b. Three heat settings (LO-MEO-HI).

Where to Use the Heat Plus Gel Heating Pad

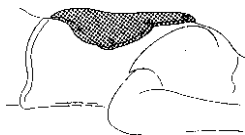
Apply the heating pad to the area in need of treatment. Only use heating pad with cover in place.



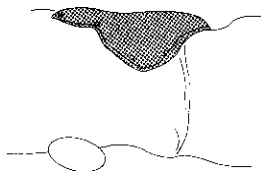
Shoulder




Arm



Back



Side



Leg



Thigh

Fabric Cover Washing Instructions:

Machine or hand-wash; use a mild detergent. Wash with cool water only. Hang to dry or machine dry on gentle, cool cycle.

2 Year limited Warranty

Sunbeam Products, Inc. (Sunbeam warrants that for a period of two years from the date of purchase, this product will be free from defects in material and workmanship. Sunbeam, at its option, will repair or replace this product or any component of the product found to be defective during the warranty period. Replacement will be made with a new or remanufactured product or component. If the product is no longer available, replacement may be made with a similar product of equal or greater value. This is your exclusive warranty.

This warranty is valid for the original retail purchaser from the date of initial retail purchase and is not transferable. Keep the original sales receipt. Proof of purchase is required to obtain warranty performance. Sunbeam dealers, service centers, or retail stores selling Sunbeam products do not have the right to alter, modify or in any way change the terms and conditions of this warranty.

This warranty does not cover normal wear of parts or damage resulting from any of the following: negligent use or misuse of the product, use on improper voltage or current, use contrary to the operating instructions, disassembly, repair or alteration by any one other than Sunbeam or an authorized service center. Further, the warranty does not cover Acts of God, such as fire, flood, hurricanes and tornadoes.

Sunbeam shall not be liable for any incidental or consequential damages caused by the breach of any express or implied warranty. Except to the extent prohibited by applicable law, any implied warranty of merchantability or fitness for a particular purpose is limited to the duration of the above warranty. Some states, provinces or jurisdictions do not allow the exclusion or limitation of incidental or consequential damages or limitations on how long an implied warranty lasts, so the above limitations or exclusion may not apply to you. This warranty gives you specific legal rights, and you may also have other rights that vary from state to state or province to province.

How to Obtain Warranty Service

Take the product to an authorized Sunbeam service center. You can find the nearest authorized Sunbeam service center by calling 1-800-435-1250. If a service center is not conveniently located, attach a tag to the product that includes your name, address, daytime telephone number and description of the problem. Include a copy of the original sales receipt. Carefully package the product and send either by UPS or Parcel Post with shipping and insurance prepaid to:

For products purchased in the United States:

Sunbeam Products, Inc.
117 Central Industrial Row
Purvis, MS 39475

Do not return this product to the place of purchase.

If you have any questions regarding this warranty please call 1-800-435-1250 or write to:

Sunbeam Consumer Care Center
P.O. Box 948389
Martland, FL 32794-8389

©1999 Sunbeam Products, Inc., or its affiliated companies, all rights reserved.
SUNBEAM® and **HEALTH AT HOME®** are registered trademarks of Sunbeam Products, Inc., or its affiliated companies. Distributed by Sunbeam Products, Inc., Boca Raton, Florida 33431.

Model # 739
103621

Printed in U.S.