

R RadioShack™

Cat. No. 63-1049



LX 3100 Underliner Laser Pointer with Line Generating Lens

(illus of product)

Your RadioShack LX 3100 Underliner Laser Pointer lets you use laser light to point to an object. You can use the pointer on a board or projection screen at a meeting, lecture, class, or seminar. At the touch of a button, you can choose either a steady beam or a flashing (pulsed) beam. For greater emphasis, the switch on the end of the lens cap lets you generate a steady or flashing line.

This lightweight aluminum pointer is easier to handle than wood or steel pointers. Your laser pointer, usable from distances up to 500 feet away, eliminates needless movement and lets you keep your attention on your audience.

Warnings:

- Never point the laser at anyone.
- Never look directly into the laser beam.
- Keep the laser pointer away from children.
- Follow the instructions on the pointer's danger label.

(illus of danger label)

- Use of controls or adjustments, or the performance of procedures other than specified herein, can result in hazardous radiation exposure.

INSTALLING BATTERIES

Your laser pointer uses two AAA batteries. For the best results, we recommend alkaline batteries such as RadioShack Cat. No. 23-555.

1. Remove the battery compartment cap by turning it counterclockwise.
2. Insert both batteries with the negative (-) sides toward the lens opening.
3. Replace the cap.

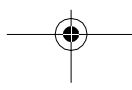
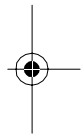
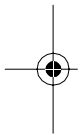
Replace both batteries when the beam dims.

USING THE POINTER

Press and hold the button nearest the lens opening to generate a solid beam) or the other button to generate a flashing beam. Release the button to turn off the laser.

© 1997 Tandy Corporation.
All Rights Reserved.

RadioShack is a trademark used by Tandy Corporation.



To generate a solid or flashing line, push down the switch at the front of the pointer, then press the desired button. To return to the regular pinpoint beam, push the switch back up.

Weight.....0.75 oz. (Without Batteries)
Outer Length.....5³/₄ Inches
Material.....Brass

CARE

Your RadioShack LX 3100 Underliner Laser Pointer is an example of superior design and craftsmanship. The following suggestions will help you care for and enjoy your laser pointer for years.

- Keep the pointer dry. If it gets wet, wipe it dry immediately.
- Use and store the pointer only in normal temperature environments.
- Handle the pointer gently and carefully. Don't drop it.
- Keep the pointer away from dust and dirt.
- Wipe the pointer with a damp cloth occasionally to keep it looking new.

Modifying or tampering with the pointer's internal components can cause a malfunction and might invalidate the pointer's warranty. If your laser pointer does not work as it should, take it to your local RadioShack store for assistance.

SPECIFICATIONS

Laser TypeIndex Guided
Wavelength 670 nm
(Class IIIa Product)
Output Power <5 mW
Beam Expanse..... <2 mRad
Battery Life..... 4 Hours
(Continuous Operation)

RadioShack
A Division of Tandy Corporation
Fort Worth, Texas 76102

Limited Ninety-Day Warranty

This product is warranted by RadioShack against manufacturing defects in material and workmanship under normal use for ninety (90) days from the date of purchase from RadioShack company-owned stores and authorized RadioShack franchisees and dealers. In the event of a product defect during the warranty period, take the product and the RadioShack sales receipt as proof of purchase date to any RadioShack store. RadioShack will, at its option, unless otherwise provided by law: (a) correct the defect by product repair without charge for parts and labor; (b) replace the product with one of the same or similar design; or (c) refund the purchase price. All replaced parts and products, and products on which a refund is made, become the property of RadioShack. New or reconditioned parts and products may be used in the performance of warranty service. Repaired or replaced parts and products are warranted for the remainder of the original warranty period. You will be charged for repair or replacement of the product made after the expiration of the warranty period.

This warranty does not cover: (a) damage or failure caused by or attributable to acts of God, abuse, accident, misuse, improper or abnormal usage, failure to follow instructions, improper installation or maintenance, alteration, lightning or other incidence of excess voltage or current; (b) any repairs other than those provided by a RadioShack Authorized Service Facility; (c) consumables such as fuses or batteries; (d) cosmetic damage; (e) transportation, shipping or insurance costs; or (f) costs of product removal, installation, set-up service adjustment or reinstallation.

EXCEPT AS PROVIDED HEREIN, RadioShack MAKES NO EXPRESS WARRANTIES, AND ANY IMPLIED WARRANTIES, INCLUDING THOSE OF MERCHANTABILITY AND FITNESS FOR A PARTICULAR PURPOSE, ARE LIMITED IN DURATION TO THE DURATION OF THE WRITTEN LIMITED WARRANTIES CONTAINED HEREIN. EXCEPT AS PROVIDED HEREIN, RadioShack SHALL HAVE NO LIABILITY OR RESPONSIBILITY TO CUSTOMER OR ANY OTHER PERSON OR ENTITY WITH RESPECT TO ANY LIABILITY, LOSS OR DAMAGE CAUSED DIRECTLY OR INDIRECTLY BY USE OR PERFORMANCE OF THE PRODUCT OR ARISING OUT OF ANY BREACH OF THIS WARRANTY, INCLUDING, BUT NOT LIMITED TO, ANY DAMAGES RESULTING FROM INCONVENIENCE, LOSS OF TIME, DATA, PROPERTY, REVENUE, OR PROFIT OR ANY INDIRECT, SPECIAL, INCIDENTAL, OR CONSEQUENTIAL DAMAGES, EVEN IF RadioShack HAS BEEN ADVISED OF THE POSSIBILITY OF SUCH DAMAGES.

Some states do not allow the limitations on how long an implied warranty lasts or the exclusion of incidental or consequential damages, so the above limitations or exclusions may not apply to you. This warranty gives you specific legal rights, and you may also have other rights which vary from state to state.

RadioShack Customer Relations, Dept. W,
100 Throckmorton St., Suite 600, Fort Worth, TX 76102

We Service What We Sell 1/97