



Video Service Remotes and Codes

Handbook is subject to change.


Effective 01/21/2019



LuminetSM Television Equipment	3
Amino Willow Remote–Luminet SM Video Service Only	3
Titan Remote–Luminet SM Video Service Only	10
LuminetSM and Standard Television Equipment	19
CLIKR-5 Remote–Luminet SM and Standard Video Service	19
Experience Netflix Remote–Standard Video Service only	26
Motorola HD-uDTA Remote–Standard Video Service Only	32
Motorola DTA100 Remote–Standard Video Service Only.....	35
Palamino4 Remote–Luminet SM Video Service Only	39
PHAZR-5 Remote–Luminet SM and Standard Video Service	44
Universal DTA Remote–Standard Video Service Only.....	51
Universal Easy Clicker Remote–Luminet SM and Standard Video Service	55

LuminetSM Television Equipment

Amino Willow Remote–LuminetSM Video Service Only



- 1 TV AV Source Select Button
- 2 STB Standby Button
- 3 STB PVR Transport Buttons
- 4 Color Navigation Buttons
- 5 Information Button
- 6 Navigation and OK Buttons
- 7 Exit Button
- 8 Page Up and Page Down Buttons
- 9 Channel Up and Channel Down Buttons
- 10 Previous Channel Select Button
- 11 Channel Select Buttons and Text Entry
- 12 Subtitles Button
- 13 TV Standby Button
- 14 STB Menu Button
- 15 PVR Button
- 16 Back Button
- 17 Electronic Program Guide Button
- 18 Volume Up and Down Buttons
- 19 Mute Button
- 20 Teletext Button (Press and Release) and TV SHIFT Function (Press and Hold)

There are two ways you can Program your Remote:

- Program your remote using the Brand Search Method.
- Program your remote using the Auto Search Method.

- When a button on the remote is pressed either the set-top box standby button will flash (or TV standby button if a TV brand has been entered) depending on which product is being controlled by the remote control. If a button is pressed for more than 30 seconds the remote control will stop transmitting commands in order to preserve battery life.

TV Control Setup: Brand Search Method

1. The remote control can be programmed to operate certain functions of your TV set. To program this functionality, perform the following instructions in sequence. In case of a mistake, the process can be exited at any point by pressing and holding the **TEXT/SHIFT** button and then at the same time pressing the **STOP** button. The remote control will revert to normal operation and no TV brand code will be stored.
2. Determine the manufacturer of your TV set.
3. Look up the 4-digit manufacturer code supplied following these instructions and make a note of this code.

TV Setup code Number

4. Make sure your TV set is turned on. (The set-top box does not need to be turned on to perform this programming feature).
5. Press and hold both the **1** and the **3** buttons at the same time on the remote control for approximately 3 seconds until the **TV Standby** button remains lit, then release both buttons.
6. Now enter the 4-digit manufacturer code for your TV set. On each digit entry the **TV Standby** button will flash. On entry of the 4th digit the TV standby button will flash then remain lit.
7. Point the remote control at the TV set and press and hold down the **TV Standby** button or the **MUTE** button on the remote control.
8. When the TV either turns off or brings up the **MUTE** symbol on screen, then release that button. This may take a few minutes to happen.
9. Press and hold the **TEXT/SHIFT** button and then at the same time press the **STOP** button to finish setting up the TV control mode. The **TV Standby** button will go out. The TV control function is now programmed into the remote control.

The Following Buttons Should now Operate the TV set:

-  - **TV Standby**
- **AV** - **AV Source Select**
-  - **Vol +**, **Vol -** and **MUTE**

- If not all the above mentioned buttons operate the TV set then a Key Fix operation can be performed.

- Should the TV model be changed and the remote control requires re-programming then repeat the above setup procedure with the new TV. Should the TV brand be not successfully found by the remote control then the TV standby button will flash rapidly and the remote control will revert to normal operation. No TV brand code will be stored.

TV Control Setup: Auto Search Method

Should the TV brand not be successfully found by the previous Brand Search Method then the Auto Search Method can be used.

- Please note this process may take up to 5 minutes to find your TV code.

1. Make sure your TV set is turned on. (The set-top box does not need to be turned on to perform this programming feature).
2. Press and hold both the **1** and the **3** buttons at the same time on the remote control for approximately 3 seconds until the **TV Standby** button remains lit, then release both buttons.
3. Point the remote control at the TV set and press and hold down the **TV Standby** button or the **MUTE** button on the remote control.
4. When the TV either turns off or brings up the **MUTE** symbol on screen, then release that button. This may take up to 5 minutes to happen.
5. Press and hold the **TEXT/SHIFT** button and then at the same time press the **STOP** button to finish setting up the TV control mode. The **TV Standby** button will go out. The TV control function is now programmed into the remote control.

- Should the TV brand be not successfully found by the remote control then the TV standby button will flash rapidly and the remote control will revert to normal operation. No TV brand code will be stored. If even Auto Search Method fails to successfully setup operation of the TV set, then the remote is unable to control that particular TV set.

TV Shift Functionality

When a TV brand has successfully been programmed into the remote contro, the following additional buttons may also control the TV set. These can be accessed by pressing and holding the **TEXT/SHIFT** button on the remote control and at the same time pressing: digit buttons **0..9**, **LEFT/RIGHT** ◀▶, **UP/DOWN** ▲▼, **OK**, **CH+/-** and the four color navigation buttons.

- Operation of these buttons is not guaranteed to control the normally expected functionality of the TV set.

Key fix

If not all the previously mentioned buttons operate the TV set then a Key Fix operation can be performed as follows:

1. Press and hold the **1** and **9** buttons simultaneously for approximately 3 seconds until the **TV Standby** ⏻ button is lit.
2. Try all the above mentioned TV buttons.
3. If the TV does not respond to a button, then hold that button down permanently. The remote control will now step through alternative settings. When the TV responds correctly then release that button.
4. Repeat that procedure for other buttons if necessary
5. Once finished, press **TEXT/SHIFT** and **STOP** ■ at the same time

Removing TV Functionality

To reset the remote control and erase the TV functionality:

1. Press and hold the **1** and **6** buttons simultaneously for approximately 3 seconds until the **TV Standby** ⏻ button is lit.
2. Enter the following key sequence in the correct order **9, 9, 6**.
3. The TV settings will be deleted from the remote control.

AMINO WILLOW CODES

A.R. SYSTEMS 0012	AMOI 0132	AWA 0296	BRILLIAN 0422
ABEX 0014	AMPLIVISION 0138	AXXON 0303	BRINKMANN 0423
ABS 0016	AMPRO 0139	BAIRD 0311	BRIONVEGA 0424
ACCENT 0019	AMSTRAD 0140	BANG AND OLUFSEN 0314	BRITANNIA 0425
ACER 0028	ANAM 0146	BARCO 0319	BROCKWOOD 0430
ACOUSTIC SOLUTIONS 0032	ANAM NATIONAL 0147	BASIC LINE 0325	BROKSONIC 0432
ACTION 0033	ANDERSSON 0148	BASTIDE 0327	BRUNS 0435
ACURA 0036	ANGLO 0151	BAUR 0331	BSKYB 0436
ADA 0038	ANITECH 0154	BAYSONIC 0333	BSR 0437
ADC 0040	ANSONIC 0156	BAZIN 0335	BTC 0439
ADDISON 0043	AOC 0165	BEAUMARK 0340	BUSH 0445
ADMIRAL 0046	APEX DIGITAL 0170	BEIJING 0345	BYD:SIGN 0448
ADVENT 0054	APOLLO 0171	BEKO 0346	C-TECH 0449
ADVENTURA 0055	APPLE 0172	BELCOR 0348	CAIHONG 0462
ADYSON 0058	ARC EN CIEL 0178	BELL AND HOWELL 0350	CAISHI 0465
AEG 0059	ARCAM 0179	BELSON 0355	CANDLE 0480
AGASHI 0063	ARDEM 0184	BELSTAR 0357	CAPSONIC 0486
AGB 0064	ARISTONA 0192	BENQ 0359	CARAD 0488
AIKO 0069	ART 0199	BEON 0361	CARENA 0489
AIM 0070	ARTHUR MARTIN 0200	BERTHEN 0363	CARNIVALE 0491
AIWA 0072	ASA 0202	BEST 0364	CARREFOUR 0492
AKAI 0074	ASBERG 0205	BESTAR 0368	CARVER 0494
AKASHI 0075	ASTAR 0218	BESTAR-DAEWOO 0369	CASCADE 0496
AKIBA 0078	ASTRA 0221	BINATONE 0378	CASIO 0499
AKIRA 0079	ASUKA 0227	BLACK DIAMOND 0384	CATHAY 0501
AKITO 0082	ATD 0229	BLACK STAR 0386	CCE 0504
AKURA 0083	ATLANTIC 0233	BLACKWAY 0388	CELEBRITY 0509
ALARON 0085	ATORI 0237	BLAUPUNKT 0390	CELERA 0510
ALBA 0086	AUCHAN 0240	BLUE SKY 0395	CELESTIAL 0511
ALBATRON 0087	AUDIOSONIC 0264	BLUE STAR 0396	CENTREX 0516
ALCYON 0093	AUDIOTON 0266	BOCA 0399	CENTRUM 0519
ALIENWARE 0099	AUDIOVOX 0268	BONDSTEC 0403	CENTURION 0520
ALLORGAN 0105	AUDIOWORLD 0269	BOOTS 0405	CENTURY 0521
ALLSTAR 0108	AUSIND 0276	BPL 0413	CGE 0523
AMERICA ACTION 0123	AUTOVOX 0280	BRADFORD 0414	CHANGCHENG 0526
	AVENTURA 0287	BRANDT 0416	



CHANGFEI 0527	DIGIHOME 0758	FERGUSON 0996	HANSEATIC 1190
CHANGFENG 0528	DIGILINE 0759	FIDELITY 0998	HANTAREX 1192
CHANGHAI 0529	DIGITAL LIFE 0772	FILSAI 1000	HANTOR 1193
CHANGHONG 0530	DIGITEX 0780	FINLANDIA 1003	HARLEY DAVIDSON 1197
CHUN YUN 0545	DIGITOR 0781	FINLUX 1004	HARMAN/KARDON 1198
CHUNFENG 0546	DIRECTV 0794	FIRSTLINE 1008	HARVARD 1202
CHUNG HSIN 0547	DIXI 0807	FISHER 1009	HARWA 1203
CHUNSUN 0549	DL 0810	FLINT 1014	HARWOOD 1204
CIMLINE 0552	DOMEOS 0817	FNR 1016	HAUPPAUGE 1206
CINEX 0563	DONGDA 0820	FORMENTI 1023	HAVERMY 1208
CITIZEN 0567	DONGHAI 0821	FORMENTI-PHOENIX 1024	HCM 1210
CITY 0569	DREAN 0832	FORTRESS 1027	HELIOS 1219
CLARION 0575	DSE 0833	FRABA 1030	HELLO KITTY 1221
CLARIVOX 0576	DTS 0837	FRIAC 1040	HEMA 1222
CLATRONIC 0581	DUAL 0838	FRONTECH 1042	HEMMERMANN 1223
CLAYTON 0582	DUMONT 0840	FUJITSU 1052	HEWLETT PACKARD 1229
CMS 0590	DURABRAND 0842	FUJITSU GENERAL 1053	HIFIVOX 1233
CMS HIGHTEC 0591	DUX 0843	FUJITSU SIEMENS 1054	HIGASHI 1234
COBY 0597	DVX 0847	FUNAI 1056	HIGHLINE 1236
COMMERCIAL SOLUTIONS 0615	DWIN 0848	FURICHI 1058	HIKONA 1237
CONCERTO 0625	DX ANTENNA 0849	FUTRONIC 1061	HINARI 1243
CONCORDE 0626	DYNATRON 0855	FUTURETECH 1064	HISAWA 1247
CONDOR 0627	EASY LIVING 0860	GALAXI 1068	HISENSE 1249
CONIA 0628	ECCO 0864	GALAXIS 1069	HITACHI 1251
CONROWA 0634	ECE 0865	GATEWAY 1076	HITACHI FUJIAN 1252
CONTEC 0635	ELBE 0880	GBC 1078	HITEC 1253
CONTINENTAL EDISON 0637	ELCIT 0883	GE 1081	HITSU 1257
COSMEL 0647	ELECTROBAND 0888	GEANT CASINO 1082	HOEHER 1262
CRAIG 0650	ELECTROGRAPH 0889	GEC 1083	HONGMEI 1272
CROSLEY 0655	ELECTROHOME 0890	GELOSO 1087	HORNYPHON 1277
CROWN 0658	ELEKTRA 0896	GENERAL TECHNIC 1095	HOSHAI 1278
CS ELECTRONICS 0663	ELFUNK 0899	GENESIS 1096	HOWARD COMPUTERS 1281
CTC 0664	ELG 0900	GENEXXA 1097	HP 1283
CTX 0665	ELIN 0902	GIANT 1113	HUAFA 1287
CURTIS 0666	ELITE 0903	GIBRALTER 1114	HUANGHAIMEI 1288
CURTIS MATHES 0667	ELMAN 0907	GO VIDEO 1126	HUANGHE 1289
CXC 0670	ELTA 0910	GOLDFUNK 1135	HUANGLONG 1290
CYBERPOWER 0674	EMERSON 0917	GOLDHAND 1136	HUANGSHAN 1291
CYBERTRON 0675	EMPEROR 0921	GOLDLINE 1138	HUANYU 1292
CYTRON 0680	EMPRES 0922	GOLDSTAR 1140	HUARI 1294
D-VISION 0684	ENVISION 0933	GOODMANS 1142	HUMAX 1298
DAEWOO 0692	ENZER 0934	GORENJE 1144	HUSH 1304
DAINICHI 0694	EPSON 0937	GP 1147	HYGASHI 1308
DANSAI 0699	ERRES 0942	GPM 1149	HYPER 1309
DANTAX 0702	ESA 0943	GPX 1150	HYPSON 1312
DATSURA 0703	ESC 0945	GRADIENTE 1151	HYUNDAI 1315
DAWA 0707	ETRON 0949	GRAETZ 1152	IBERIA 1320
DAYTRON 0710	EUROFEEL 0954	GRANADA 1154	IBUYPOWER 1322
DE GRAAF 0716	EUROLINE 0955	GRANDIN 1156	ICE 1324
DEC 0717	EUROMAN 0956	GRONIC 1160	ICES 1325
DECCA 0718	EUROPA 0957	GRUNDIG 1162	ILO 1341
DEITRON 0722	EUROPHON 0959	GRUNKEL 1164	IMPERIAL 1346
DELL 0725	EVESHAM 0972	GRUNPY 1165	INDESIT 1349
DENON 0731	EVOLUTION 0973	HAAZ 1172	INDIANA 1350
DENVER 0733	EXCELLO 0975	HAIER 1175	INFINITY 1352
DESMET 0738	EXPERT 0976	HAIHONG 1176	INFOCUS 1353
DIAMANT 0746	EXQUISIT 0978	HALIFAX 1179	INGELEN 1354
DIAMOND 0747	FEILANG 0990	HALLMARK 1180	INGERSOL 1355
DIAMOND VISION 0748	FEILU 0991	HAMPTON 1183	INITIAL 1356
DICK SMITH ELECTRONICS 0750	FEIYUE 0993	HANKOOK 1188	INNO HIT 1358
DIGATRON 0751	FENNER 0994	HANNSPREE 1189	INNOVA 1359

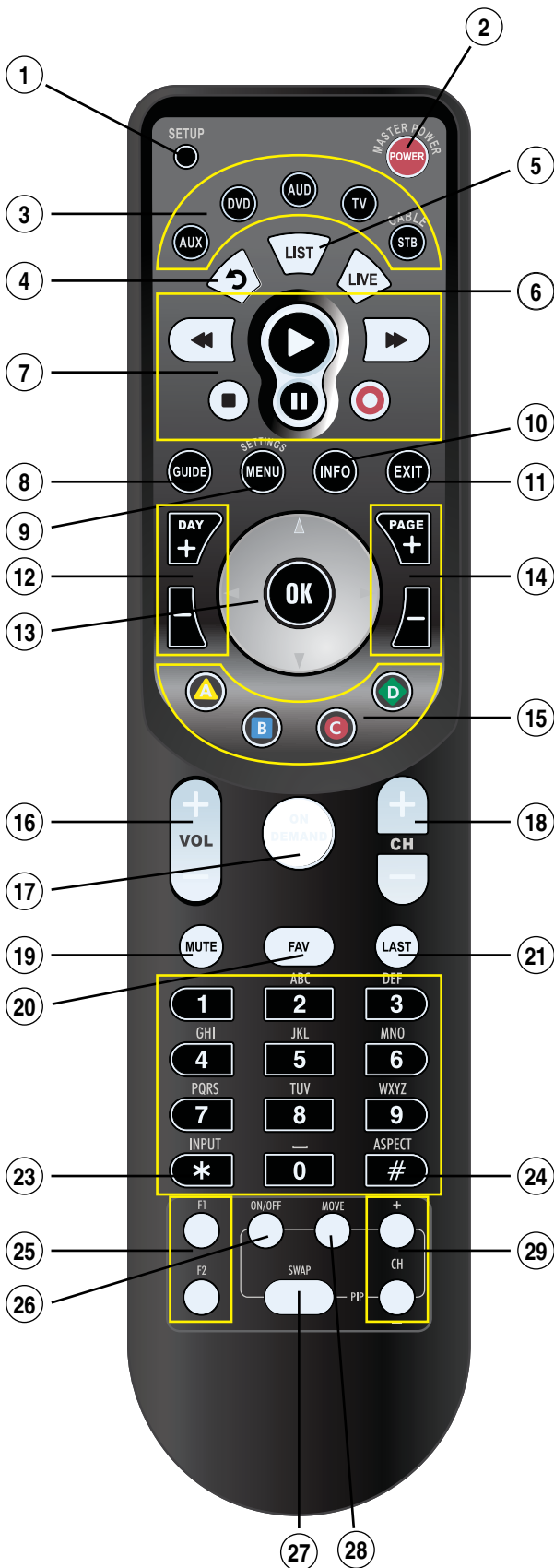
INNOVATION 1360	KONKA 1548	MCMICHAEL 1768	NEWAVE 1981
INOTECH 1364	KORPEL 1552	MECK 1775	NICAMAGIC 1994
INSIGNIA 1368	KORTING 1554	MEDIA CENTER PC 1777	NIKKAI 1998
INTEQ 1373	KOSMOS 1557	MEDIATOR 1784	NIKKEI 1999
INTERBUY 1376	KOYODA 1561	MEDION 1787	NIKKO 2000
INTERFUNK 1377	KTV 1572	MEDISON 1788	NINTAUS 2006
INTERNAL 1379	KUNLUN 1578	MEGAPOWER 1791	NIVEUS MEDIA 2012
INTERNATIONAL 1380	KURO 1579	MEGATRON 1795	NOBLEX 2013
INTERVISION 1386	KYOSHU 1583	MEI 1796	NOBLIKO 2014
IRRADIO 1396	KYOTO 1585	MELVOX 1799	NOGAMATIC 2016
IRT 1397	LANDS ELECTRONIC 1588	MEMOREX 1800	NOKIA 2017
ISUKAI 1402	LASAT 1597	MEMPHIS 1802	NORCENT 2020
ITC 1404	LAVIS 1602	MERCURY 1804	NORDIC 2021
ITS 1405	LECSON 1606	MERMAID 1806	NORDMENDE 2022
ITT 1406	LENCO 1615	METRONIC 1809	NORMEREL 2024
ITT NOKIA 1407	LENOIR 1617	METZ 1810	NORTHGATE 2027
ITV 1408	LESA 1622	MGA 1811	NORWOOD MICRO 2029
JANEIL 1414	LEXSOR 1626	MICROMAXX 1822	NOVATRONIC 2035
JBL 1420	LEYCO 1627	MICROSOFT 1826	NTC 2045
JCB 1421	LG 1628	MICROSTAR 1827	NU-TEC 2048
JEAN 1424	LIESENK AND TTER 1630	MICROTEK 1829	NUVISION 2053
JEC 1426	LIESENKOTTER 1631	MIDLAND 1831	OCEANIC 2061
JENSEN 1429	LIFETEC 1633	MIKOMI 1833	OKANO 2065
JIAHUA 1435	LINKSYS 1640	MINATO 1835	OLEVIA 2067
JINFENG 1438	LLOYD'S 1648	MIND 1837	OMNI 2074
JINHAI 1439	LOCAL INDIA TV 1653	MINERVA 1838	ONIDA 2081
JINXING 1442	LOCAL MALAYSIA TV 1656	MINOKA 1840	ONIMAX 2082
JMB 1445	LODOS 1659	MINTEK 1845	ONWA 2087
JNC 1446	LOEWE 1660	MINUTZ 1847	OPERA 2090
JOCEL 1448	LOGIK 1661	MITSUBISHI 1855	OPPO 2092
JUBILEE 1460	LOGIX 1663	MIVAR 1857	OPTIMUS 2095
JVC 1464	LUMA 1674	MONIVISION 1872	OPTOMA 2097
KAISUI 1471	LUMATRON 1676	MORGAN'S 1875	OPTONICA 2099
KAMP 1475	LUX MAY 1680	MOTION 1877	ORBIT 2103
KANGCHONG 1476	LUXMAN 1682	MOTOROLA 1878	ORION 2111
KANGHUA 1477	LUXOR 1683	MTC 1889	ORLINE 2113
KAPSCH 1483	LXI 1686	MTEC 1890	ORMOND 2114
KARCHER 1484	M ELECTRONIC 1688	MTLOGIC 1892	ORSOWE 2116
KATHREIN 1486	MADISON 1698	MUDAN 1896	OSAKI 2118
KAWA 1487	MAG 1701	MULTISTANDARD 1904	OSIO 2121
KAWASHO 1489	MAGNADYNE 1702	MULTITEC 1906	OSO 2122
KDS 1494	MAGNAFON 1703	MULTITECH 1907	OSUME 2123
KEC 1496	MAGNASONIC 1704	MURPHY 1911	OTIC 2125
KEN BROWN 1499	MAGNAVOX 1706	MUSIKLAND 1915	OTTO VERSAND 2126
KENDO 1500	MAGNIN 1708	MYRYAD 1922	PACIFIC 2135
KENNEDY 1504	MAGNUM 1709	NAD 1926	PACKARD BELL 2138
KENNEX 1505	MAJESTIC 1713	NAIKO 1930	PAEL 2140
KENWOOD 1507	MANDOR 1717	NAKIMURA 1933	PALLADIUM 2145
KHIND 1511	MANESTH 1718	NAONIS 1936	PALSONIC 2147
KIC 1512	MANHATTAN 1719	NAT 1941	PANAMA 2149
KINGSLEY 1520	MARANTZ 1724	NATIONAL 1942	PANASONIC 2153
KIOTA 1522	MARELLI 1729	NEC 1950	PANAVISION 2154
KIOTO 1523	MARK 1731	NECKERMANN 1951	PANDA 2155
KITON 1525	MASCOM 1738	NEI 1952	PATHE CINEMA 2168
KLH 1529	MASTRO 1743	NESCO 1960	PATHE MARCONI 2169
KLL 1531	MASUDA 1744	NETSAT 1966	PAUSA 2171
KLOSS 1532	MATSUI 1750	NETTV 1967	PENG SHENG 2181
KNEISSEL 1535	MATSUSHITA 1751	NETWORK 1968	PENNEY 2182
KOLIN 1541	MAXDORF 1756	NEUFUNK 1970	PERDIO 2185
KOLSTER 1543	MAXENT 1757	NEW TECH 1979	PERFEKT 2186
KONIG 1547	MAXIM 1759	NEW WORLD 1980	PETTERS 2189



PHILCO 2192	REFLEX 2368	SIAREM 2573	SUSUMU 2797
PHILHARMONIC 2194	RELISYS 2374	SIEMENS 2574	SUTRON 2798
PHILIPS 2195	REMOTEC 2377	SIERA 2576	SVA 2800
PHOCUS 2198	REOC 2379	SIESTA 2577	SVASA 2801
PHOENIX 2199	REVOX 2383	SIGNATURE 2582	SWISSTEC 2806
PHONOLA 2201	REX 2385	SILVA 2591	SYDNEY 2808
PHONOTREND 2202	RFT 2386	SILVA SCHNEIDER 2592	SYLVANIA 2809
PILOT 2207	RHAPSODY 2387	SILVER 2594	SYMPHONIC 2810
PIONEER 2212	RICAVISION 2388	SILVERCREST 2595	SYNCO 2811
PIONIER 2213	RINEX 2392	SIMPSON 2598	SYNTAX 2814
PLANTRON 2219	ROADSTAR 2398	SINGER 2599	SYSLINE 2815
PLAYSONIC 2224	ROBOTRON 2401	SINOTEC 2600	SYSTEMAX 2817
POLAROID 2230	ROLSON 2410	SINUDYNE 2601	SYTONG 2820
POPPY 2236	ROWA 2416	SKANTIC 2605	TACICO 2823
PORTLAND 2238	ROYAL LUX 2420	SKY 2610	TACTUS 2825
POWERPOINT 2241	RUNCO 2423	SKYSONIC 2627	TAGAR SYSTEMS 2831
PRECISION 2244	SABA 2429	SKYWORTH 2631	TAISHAN 2835
PREMIER 2248	SAGEM 2434	SLX 2638	TALENT 2838
PRESIDENT 2250	SAISHO 2437	SOGERA 2649	TANDBERG 2842
PRIMA 2253	SAIVOD 2439	SOLAVOX 2654	TANDY 2843
PRINCETON 2258	SALORA 2443	SOLE 2655	TASHIKO 2850
PRINSTON 2259	SAMBERS 2445	SONAWA 2663	TATUNG 2852
PRINZ 2260	SAMPO 2446	SONIKO 2669	TCL 2856
PRISM 2261	SAMSUNG 2448	SONITRON 2671	TCM 2857
PROFEX 2269	SAMSUX 2449	SONNECLAIR 2673	TEAC 2860
PROFILO 2272	SANDRA 2454	SONOKO 2675	TEC 2861
PROFITRONIC 2273	SANSUI 2458	SONOLOR 2676	TECH LINE 2863
PROLINE 2274	SANYO 2462	SONTEC 2677	TECHICA 2865
PROMAX 2275	SANYUAN 2464	SONY 2679	TECHNEMA 2866
PROSCAN 2279	SBR 2492	SOUND AND VISION 2680	TECHNICA 2868
PROSCO 2280	SCEPTRE 2498	SOUNDESIGN 2684	TECHNICS 2869
PROSONIC 2282	SCHAUB LORENZ 2500	SOUNDWAVE 2689	TECHNIKA 2870
PROTECH 2284	SCHNEIDER 2501	SOVA 2690	TECHNISAT 2873
PROTON 2288	SCIMITSU 2505	SOWA 2691	TECHNISSON 2874
PROTRON 2289	SCOTCH 2506	SOYEA 2692	TECHNOL ACE 2875
PROVIEW 2290	SCOTT 2508	SOYO 2693	TECHNOSONIC 2878
PROVISION 2291	SEARS 2514	SPECTRONIQ 2701	TECHVIEW 2883
PULSAR 2296	SEAWAY 2515	SQUAREVIEW 2703	TECHWOOD 2884
PYE 2302	SEELVER 2520	SSS 2708	TECNIMAGEN 2885
PYMI 2304	SEG 2522	STACK 9 2710	TECO 2886
QINGDAO 2308	SEI 2524	STANDARD 2713	TEDELEX 2889
QUASAR 2320	SEI-SINUDYNE 2525	STARLITE 2728	TEK 2892
QUELLE 2322	SELECO 2528	STENWAY 2739	TEKNIKA 2895
QUESTA 2324	SEMIVOX 2529	STERN 2741	TELEAVIA 2901
R-LINE 2327	SEMP 2530	STRATO 2745	TELECOR 2910
RADIALVA 2329	SENCORA 2531	STRONG 2748	TELEFUNKEN 2914
RADIOLA 2330	SENTRA 2534	STUDIO EXPERIENCE 2750	TELEFUSION 2915
RADIOMARELLI 2331	SERIE DORADA 2538	STYLANDIA 2752	TELEGAZI 2917
RADIONETTE 2332	SERINO 2539	SUNBRITE 2759	TELEMEISTER 2924
RADIOSHACK 2333	SHANGHAI 2547	SUNKAI 2762	TELESONIC 2930
RADIOTONE 2334	SHAOFENG 2549	SUNNY 2764	TELESTAR 2931
RANK 2345	SHARP 2550	SUNSTAR 2768	TELETECH 2934
RANK ARENA 2346	SHENCAI 2553	SUNWOOD 2772	TELETON 2935
RBM 2350	SHENG CHIA 2554	SUPERLA 2782	TELEVIDEON 2938
RCA 2351	SHENYANG 2555	SUPERSCAN 2786	TELEVIEW 2939
REALISTIC 2354	SHERWOOD 2557	SUPERSONIC 2787	TELEVISIO 2941
RECCO 2358	SHINTOSHI 2564	SUPERTECH 2789	TEMCO 2946
RECOR 2359	SHIVAKI 2567	SUPERVISION 2791	TENNESSEE 2952
RECTILIGNE 2362	SHOGUN 2568	SUPRA 2792	TENSAI 2954
REDIFFUSION 2364	SHORAI 2569	SUPRE-MACY 2794	TENSON 2955
REDSTAR 2366	SIAM 2572	SUPREME 2795	TEVION 2962

TEXET 2963	VOODOO 3215	AYOMI 3525	OULIN 4123
THOMAS 2971	VORTEC 3217	BLACKTRON 3526	PRANDONI PRINCE 4125
THOMSON 2972	VOXSON 3220	DUAL-TEC 3528	PROFEKT 4126
THORN 2974	VUE 3225	ELBE-SHARP 3529	RADIO 4128
TMK 2994	WALTHAM 3230	ELECTA 3530	SHANSHUI 4133
TML 2995	WARDS 3231	ELECTRO TECH 3531	SONGDIAN 4136
TNCI 2996	WATSON 3233	HILINE 3533	SRYPION 4138
TOBO 2999	WATT RADIO 3234	INTERACTIVE 3534	TEACHIMAGEN 4140
TOKAI 3001	WAYCON 3237	KAMOSONIC 3535	TIANKEBAN 4142
TOKAIDO 3002	WEGA 3238	LG/GOLDSTAR 3536	TRANSFEC 4143
TOKYO 3004	WEGAVOX 3239	LIESENK 3537	DATRON 4201
TOMASHI 3006	WELLTECH 3244	LIFE 3538	SHENGCAI 4217
TOPLINE 3016	WELTBlick 3245	LOEWE OPTA 3540	MINISTRY OF SOUND 4247
TOSHIBA 3021	WELTSTAR 3247	NORDVISION 3543	INSPIRA 4296
TOTEVISION 3024	WESTINGHOUSE 3249	ONCEAS 3544	O.K.LINE 4301
TOUCH 3025	WESTON 3251	QUANDRA VISION 3546	ONEI 4302
TOWADA 3028	WHARFEDALE 3255	RADIO SHACK 3547	POLYVISION 4304
TOYODA 3030	WHITE WESTINGHOUSE 3258	RTF 3548	WALKER 4311
TRAKTON 3036	WILSON 3260	TESMET 3550	MOREE 4565
TRANS CONTINENS 3037	WINDSOR 3265	AOMNI 3555	NIKAI 4566
TRANS-CONTINENTS 3039	WINDSTAR 3266	CHIMEI 3563	NOVEX 4567
TRANSONIC 3041	WINDY SAM 3267	DIGITAL LIFESTYLES 3567	
TRANSTEC 3042	WINTEL 3271	YU-MA-TU 3603	
TRIAD 3049	WYSE 3288	BORK 3615	
TRIDENT 3054	XENIUS 3297	IDEAL 3641	
TRISTAR 3057	XIAHUA 3299	JTV 3645	
TRIUMPH 3058	XIANGYU 3302	MELECTRONIC 3654	
TVS 3081	XINGFU 3305	ONN 3663	
TVTEXT 95 3082	XINGHAI 3306	TESLA 3680	
UHER 3089	XINRISONG 3308	KENSTAR 3756	
ULTRA 3093	XLOGIC 3310	VISTRON 3773	
ULTRAVOX 3095	XORO 3315	PENSONIC 3778	
UNIC LINE 3100	XRYPTON 3317	UNION 3781	
UNITED 3106	XUELIAN 3320	DIGIMAX 3808	
UNIVERSAL 3113	YAMAHA 3326	GFM 3820	
UNIVERSUM 3115	YAMISHI 3328	MITSAI 3851	
UNIVOX 3116	YOKAN 3335	NORTEK 3862	
US LOGIC 3124	YOKO 3336	CAMPER 3911	
VECTOR RESEARCH 3137	YORX 3340	NEXUS ELECTRONICS 3948	
VENTURER 3143	YUHANG 3345	PARK 3951	
VEOS 3144	ZANUSSI 3349	BARON 3959	
VESTEL 3148	ZENITH 3356	MORGANS 3970	
VEXA 3149	ZHUHAI 3364	ZIGGO 4007	
VIBRANT 3154	ZONDA 3369	CAMERON 4032	
VICTOR 3155	ZT GROUP 3370	GABA 4059	
VIDEOCON 3163	ARENA 3375	NIMBRO 4065	
VIDEOLOGIC 3165	G-HANZ 3397	QUADRO 4071	
VIDEOLOGIQUE 3166	I-INC 3462	SHINELCO 4074	
VIDEOSAT 3170	TRUTECH 3467	VU 4078	
VIDEOSYSTEM 3172	AFTRON 3470	CATHA 4094	
VIDEOTECHNIC 3173	DYNEX 3476	CHUANGJIA 4096	
VIDEOTON 3174	ELEMENT 3477	DUONGJIE 4101	
VIDIKRON 3178	HANNS.G 3478	FAGOR LIFE 4102	
VIDTECH 3179	REVOLUTIONHD 3503	FENMENTI 4103	
VIEWSONIC 3186	BGH 3507	GREAT WALL 4105	
VIKING 3188	GVA 3510	HUIJIABAN 4108	
VIORE 3192	PRINCESS 3514	IR 4110	
VISIOLA 3197	ACME 3521	KANGWEI 4115	
VISION 3198	AGAZI 3522	LAYCO 4117	
VISTAR 3207	ALKOS 3523	MULTISYSTEM 4121	
VIZIO 3211	ARCAM DELTA 3524	OKANA 4122	

Titan Remote–LuminetSM Video Service Only



- 1. SETUP** - Use **SETUP** for all programming sequences.
- 2. MASTER POWER** - Press **POWER** once to turn on or off a home theater device.
- 3. AUX, DVD, AUD, TV, STB** - Press **AUX**, **DVD**, **AUD**, **TV**, or **STB** once to select a home entertainment device to control. Each key has a red LED that blinks each time a key is pressed to indicate the current operating mode.
- 4. SKIP BACK** - Press **SKIP BACK** to instantly replay the last 7 seconds of the program you are watching.
- 5. LIST** - Press **LIST** once to display a list of recorded programming on your DVR.
- 6. LIVE** - Press **LIVE** to return to watching live TV.
- 7. CONTROL PLAYBACK** - Use these keys to control playback of video or audio files relating to DVR, DVD, VCR, or CD devices.
- 8. GUIDE** - Use **GUIDE** to display the program guide available from your service provider.
- 9. MENU** - Use **MENU** to display the options menu of the home theater device you are controlling.
- 10. INFO** - Use **INFO** to display the current channel and program information.
- 11. EXIT** - Use **EXIT** to directly exit menus, guides, and applications.
- 12. DAY** - Use **DAY+** (or **DAY-**) to move a day forward (or back) on your program guide.
- 13. OK** - Use the Cursor keys to move the cursor in the program guide and menu screens and to navigate within the interactive service. Use **OK** to choose options, PPV events, and to tune to programs from the program guide.
- 14. PAGE** - Use **PAGE+** (or **PAGE-**) to page up (or page down) through menu screens and the program guide.
- 15. A, B, C, D** - Use **A**, **B**, **C**, or **D** as shortcuts to access additional features available on set-top box menu screens, program guide, and interactive applications.
- 16. VOLUME** - Use **VOL+** (or **VOL-**) to raise (or lower) the audio volume.
- 17. ON DEMAND** - Press **ON DEMAND** for direct access to On-Demand programming and other interactive services.
- 18. CH** - Use **CH+** (or **CH-**) to select the next higher (or lower) channel. For DVD players, use these keys to skip forward (or reverse) through chapters. For amplifiers/receivers, use these keys to select the next higher (or lower) preset station.
- 19. MUTE** - Press **MUTE** once to turn sound off; press again to turn sound back on.
- 20. FAV** - Use **FAV** to cycle through your favorite channels stored on your service provider's set-top box.
- 21. LAST** - Use **LAST** to return to previous channel.
- 22. NUMBER KEYPAD** - Use the keypad numbers (**1-9**, and **0**) to directly tune channels (e.g., 09). For amplifiers/receivers, use the keypad numbers to select inputs 1 through 10.
- 23. INPUT** - In CBL mode, press **INPUT** to view other video sources (A or B) instead of cable. In all other modes, use **INPUT** to select an input source for that device.
- 24. ASPECT** - Press **ASPECT** once to change the aspect ratio (4:3 or 16:9) on your STB or TV.
- 25. F1, F2** - These are macro keys that can be customized by you or your service provider.
- 26. ON/OFF** - Use **PIP ON/OFF** to open or close PIP window.
- 27. SWAP** - Use **SWAP** to swap the primary viewing channel with the PIP channel. For a DVR/PVR, **SWAP** can be used to switch the active channel tuner.
- 28. MOVE** - Use **MOVE** to move the PIP window location.
- 29. CH** - Press **PIP+/PIPC** to change the PIP channel.



The Titan universal remote control comes pre-programmed to operate the set-top box that is supplied by your service provider. In addition, Titan can be programmed to control four (4) additional home theater equipment devices.

There are two ways you can Program your Remote:

- Program your remote using the Brand Search Method.
- Program your remote using the Auto Search Method.

Brand Search Method

1. Turn on all of the devices that you wish to control.
2. On the remote control, press the mode key that you wish to program once (**AUX**, **DVD**, **AUD**, or **TV** ,); it blinks once.
3. Press and hold **SETUP** until the mode LED blinks twice.
4. Use the 5-digit manufacturer codes supplied following these instructions to locate device type and brand name for the device you wish to control. Enter the first 5-digit code for your device. If performed correctly, the mode LED blinks twice.
- If the selected mode LED emits a long blink, the entry is invalid. Repeat steps 2 through 4 and try entering the same code again.
5. Aim the remote control at the device and press **POWER** once. The device should turn off. If it does not, repeat steps 2 through 3, trying each code for your brand until you find one that works. If it still does not respond, try the "Auto Search Method."
*- If the device does not have a **POWER** key, press the Play key. Repeat steps 2 through 5 for another mode and/or key or press and hold **SETUP** to exit programming.*

TV Setup code Number	<input type="text"/>	<input type="text"/>	<input type="text"/>	<input type="text"/>	<input type="text"/>	Device type: _____
AUD Setup code Number	<input type="text"/>	<input type="text"/>	<input type="text"/>	<input type="text"/>	<input type="text"/>	Device type: _____
DVD Setup code Number	<input type="text"/>	<input type="text"/>	<input type="text"/>	<input type="text"/>	<input type="text"/>	Device type: _____
AUX Setup code Number	<input type="text"/>	<input type="text"/>	<input type="text"/>	<input type="text"/>	<input type="text"/>	Device type: _____

Auto Search Method

If your home entertainment device does not respond to the Titan Remote Control after trying all of the codes listed for your brand, or if your brand is not listed at all, try searching for your code.

For Example, to Search for a code for your TV:

1. Turn on your TV.
2. On the remote control, press **TV** once; it blinks once. Then press and hold **SETUP** until the TV key blinks twice.
3. Enter **9 9 1**. The **TV** key blinks twice.
4. Enter one of the following four digits:
 - a. Set-top boxes (cable, satellite, etc.) - **0**
 - b. TV - **1**
 - c. DVD/VCR/DVR - **2**
 - d. Audio Devices - **3**
5. Aim the remote control at the TV and press **POWER** once.
6. Press and release the **CH+** key continuously, then stop when the TV turns off.
- In the search mode, the remote control sends IR codes from its library to the selected device, starting with the most popular code first.
7. Press **POWER**. The TV should turn on, then press **SETUP** to lock in the code.
*- If the TV does not turn on during step 6, then slowly press and release **CH-** to go back through the codes. Press **SETUP** when the TV turns on.*
8. To search for the codes of your other devices, repeat steps 1 through 6, but substitute the appropriate key (e.g., **AUX**, **DVD**, **AUD**, or **STB**) for the device you are searching for.



Programming Volume lock

Volume Lock allows you to set your remote to direct all volume commands to whichever home theater device you designate as your audio source. By default, Global (All) Volume Lock is set to TV, so you can control TV volume while in any mode on your remote. You can also perform Volume Lock on a selected device or set of devices to set Volume Lock to function on some modes, but not on others.

Locking all Volume Control to a Single Device

To change the Global Volume Lock setting from TV (default) to another device, follow these steps:

1. Press and hold **SETUP** until the mode LED blinks twice.
2. Enter **9 9 3**. The mode LED blinks twice.
3. Press **VOL+** once. The mode LED blinks once.
4. Press the mode key for the device that you wish volume functions to control. The mode LED blinks twice.

Now pressing **VOL+**, **VOL-**, or **MUTE** controls only that device's volume, regardless of operating mode.

Locking Volume Controls for Specific Device Modes

To set Volume Lock to occur for some device modes, but not others, you must first follow the steps under "Unlocking All Volume Locks."

Then follow the steps below:

1. Press the mode key for the device that you wish volume functions to control.
2. On the remote control, press and hold **SETUP** until the last-selected device key blinks twice.
3. Enter **9 9 3**. The mode LED blinks twice.
4. Press each mode key that relates to the devices that you do not use for volume control. These will be the modes in which the volume functions control the device related to the mode key you pressed in step 1. Any mode omitted from this step will have all volume controls assigned to that mode's device.
5. Press **SETUP** to save. The mode LED blinks twice.

Unlocking all Volume Locks

Performing these instructions sets independent volume control for all programmed devices (e.g., when in DVD mode, the **VOL** and **MUTE** keys send commands to the DVD player).

1. On the remote control, press and hold **SETUP** until the mode key LED blinks twice.
2. Enter **9 9 3**. The last-selected device key blinks twice.
3. Press **VOL-** once. The mode LED blinks four times.

Now, volume functions are controlled through whichever device mode is active on the remote control.

Programming Channel lock

By default, the remote control's channel-control capabilities are locked to the set-top box supplied by your service provider. The affected keys* are **1** through **0**, **CH+**, **CH-**, and **LAST**. This will guarantee that you do not inadvertently change a channel on your TV or VCR while watching broadcast programming on your set-top box. However, you can de-activate this feature to allow full access to these keys to control the device associated with the active mode.

Locking all Channel Control to one Device

To lock all channel-control functions to a specific device, follow these steps:

1. Press and hold **SETUP** until the mode LED blinks (e.g., TV) twice.
2. Enter **9 7 3**. The mode LED (e.g., TV) blinks twice.
3. Press **CH+** once. The mode LED (e.g., TV) blinks once.
4. Press the mode key for the device that you want to use for channel-changing. The mode LED blinks twice.

Now, regardless of what mode you select, the channel keys will only change channels on the assigned device.

Locking Channel Control for Specific Device Modes

To set Channel Lock for some device modes, but not others, you must first follow the steps under “Unlocking Channel Control.” Then follow the steps below:

1. Press the mode key that corresponds to the device you wish with to command for channel-changing functions. The mode LED (e.g., TV) blinks once.
2. Press and hold **SETUP** until the mode LED (e.g., TV) blinks twice.
3. Enter **9 7 3**. The mode LED (e.g., TV) blinks twice.
4. Press each mode key that you do not use for channel-changing functions. These are the modes in which the channel-changing functions will control the device related to the mode key you pressed in step 1. Any mode omitted from this step has all channel controls assigned to that mode’s device.
5. Press **SETUP** to save. The mode LED blinks twice.

Unlocking Channel Control

To unlock Channel Lock and thus allow the channel control functions to work with the device associated to the active operating mode, follow these steps:

1. Press and hold **SETUP** until the mode LED blinks twice.
2. Enter **9 7 3**. The mode LED blinks four times.
3. Press **CH-** once. The mode LED blinks four times.

Now the channel functions correspond to the active mode (e.g., press **CH+** in TV mode and the TV changes channel accordingly).

Programming Macro keys

The Titan Remote Control includes two macro keys (**F1** and **F2**, located directly below the **INPUT** key at the bottom of the remote). Macros allow you to record a series of key-presses and have the whole series of functions execute each time the related Macro key is pressed. For example, you can set up a key to power on your TV and DVD player, change inputs on the TV, and go to the main menu on the DVD player all with the touch of one macro key. If you want to change the macros stored in a previously programmed macro key, you’ll need to clear the key first (see “Clearing a Macro Key”).

Programming a Macro key

1. On the remote control, press and hold **SETUP** until the mode LED blinks twice.
 2. Enter **9 9 5**. The mode LED blinks twice.
 3. Select a macro key (for example, **F1**) and press it once. The mode LED blinks once.
 4. Press the key sequence you want to program into the macro. For example, to turn on your TV and raise its volume, press **TV, POWER, VOL+, VOL+, VOL+,...**
- You can program up to 15 key presses into one macro.
5. Press and hold **SETUP** until it blinks twice. Now the macro is saved to the assigned macro key.
 6. To add another macro, repeat steps 1 through 5 for the other macro key and the new key sequence that you wish to assign to that macro key.
- Programming more than five macros on the same macro key overwrites previous settings.

Clearing a Macro key

1. On the remote control, press and hold **SETUP** until the mode LED blinks twice.
2. Enter **9 9 5**. The mode LED blinks twice.
3. Press the macro key you want to clear once.
4. Press and hold **SETUP** until the mode LED blinks twice.

This macro key is now clear and ready for reprogramming.



TITAN CODES

AUDIO AMPLIFIER CODES

BOSE 30674
CARVER 30892
DURABRAND 31561
GE 30078
HARMAN/KARDON 30892
JVC 30331
LEFT COAST 30892
LENOXX 31561
MARANTZ 30892
MCINTOSH 30251
OPTIMUS 30395, 30823
PHILIPS 30892
PIONEER 30823
POLK AUDIO 30892
RCA 30823
REALISTIC 30395
SOUNDESIGN 30078
VICTOR 30331
WARDS 30078
YAMAHA 30354

AUDIO RECEIVER CODES

ADC 30531
AIWA 31405, 30189, 30121, 31243, 31388, 31641
ALCO 31390
AMC 31077
AMPHION MEDIA WORKS 31563
AMW 31563
ANAM 31609, 31074
APEX DIGITAL 31257, 31430, 31774
ARCAM 31189, 31212
AUDIO CONTROL 31212
AUDIOTRONIC 31189
AUDIOVOX 31390
B & K 30820
BK 30702
BOSE 30639, 31253, 31629, 31841, 31933
CAMBRIDGE SOUNDWORKS 31370
CAPETRONIC 30531
CARVER 31189, 30189, 30121, 31289
COBY 31389
DAEWOO 31250
DENON 31360, 30121, 31142, 31306, 32857
FISHER 31801
GARRARD 30463
HARMAN/KARDON 30110, 30189, 30891, 31289, 31306, 32241
HITACHI 31273, 31801
INSIGNIA 31030, 31077, 31893, 32169, 32175
INTEGRA 31298, 31320, 31805
JBL 30110, 31306
JVC 31058, 30074, 31374, 31495, 31871

KENWOOD 31313, 30186, 31670
KLH 31390, 31428
KOSS 31366
LG 31293, 32197
LINN 30189
MAGNAVOX 31189, 31269, 30189, 30391, 30531, 31514
MARANTZ 31189, 31269, 30189, 31289
MCINTOSH 31289
MICROMEGA 31189
MITSUBISHI 31393
MYRYAD 31189
NAD 30320
NAKAMICHI 31313
NORCENT 31389
NOVA 31389
ONKYO 30842, 31298, 31320, 31531, 31805, 31905
OPTIMUS 31023, 30186, 30531, 30670, 31074
ORITRON 31366
PANASONIC 31308, 31518, 30367, 31288, 31316, 31548, 31633, 31763
PHILIPS 31189, 31269, 30189, 30391, 31266
PIONEER 31023, 30014, 30150, 30244, 30531, 30630, 31123, 31384
POLAROID 31508
POLK AUDIO 30189, 31289
PROSCAN 31254
RCA 31023, 31609, 31254, 30531, 31074, 31123, 31390, 31511
RIO 31869
ROTEL 30793
SAMSUNG 31295
SANSUI 31189, 30189
SANYO 31251, 31469, 31801
SHARP 30186, 31286
SHARPER IMAGE 31556
SHERWOOD 30491, 30502, 31077, 31423, 31653, 31905, 32169
SHERWOOD NEWCASTLE 32169
SONIC BLUE 31869
SONY 31759, 31058, 31258, 30793, 31558, 31658, 31758, 31822, 31858
SOUNDESIGN 30670
STEREOPHONICS 31023
SUNFIRE 31313
TEAC 30463, 31074, 31390, 31528
TECHNICS 31308, 31518, 31633
THORENS 31189
TOSHIBA 31123, 31788
VENTURER 31390
VICTOR 30074
WARDS 30189, 30014
YAMAHA 30176, 30186, 30376, 31176, 31276, 31331, 31375, 31376, 31476, 31815, 32061
ZENITH 30857, 31293

AUDIO ACCESSORY CODES

ACCURIAN 31106
ALTEC LANSING 30607, 31056
APPLE 31115
DLO 31155
GPX 32113
GRIFFIN 31891
IDECK 31106
IHOME 32152
ILIVE 32113
MONITOR AUDIO 31106

CABLE BOX/CONVERTER CODES

ABC 00003, 00008
ADB 02586
AMINO 01602, 01822
CISCO 01877, 00877
COMCAST 01982
DIGEO 01187
DIRECTOR 00476
GENERAL INSTRUMENT 00476, 00810, 00276, 00003
GOLDSTAR 00144
I3 MICRO 01602
JERROLD 00476, 00810, 00276, 00003
MEMOREX 00000
MOTOROLA 01376, 00476, 00810, 00276, 01187, 01106
MYRIO 01602, 01822
PACE 01877, 00237, 00008
PANASONIC 00000, 00107, 01982
PARAGON 00000
PHILIPS 01305, 00317
PIONEER 01877, 00877, 00144, 00533
PULSAR 00000
QUASAR 00000
RUNCO 00000
SAMSUNG 00144
SCIENTIFIC ATLANTA 01877, 00877, 00477, 00008
SEJIN 01602
SONY 01006
STARCOM 00003
SUPERCABLE 00276
TORX 00003
TOSHIBA 00000
ZENITH 00000, 00525

CABLE/DVR/PVR COMBO CODES

AMINO 01822
CISCO 01877
COMCAST 01982
DIGEO 01187
GENERAL INSTRUMENT 00810
JERROLD 00810
MOTOROLA 01376, 00810, 01187, 01106
MYRIO 01822
PACE 01877, 00237

PANASONIC 01982
PIONEER 01877
SCIENTIFIC ATLANTA 01877
SONY 01006
SUPERCABLE 00276

DVD PLAYER CODES

ACCURIAN 20675
ADVENT 21016
AIWA 20641
AKAI 20695, 20899, 21089
ALCO 20790
ALLEGRO 20869
AMPHION MEDIA WORKS 20872
AMW 20872
APEX DIGITAL 20672, 20794, 20796, 20797, 20830, 21004, 21056, 21061
ARRGO 21023
ASPIRE DIGITAL 21168, 21407
ASTAR 21489, 21678
AUDIOVOX 20790, 21121
B & K 20662
BBK 21224
BLUE PARADE 20571
BOSE 22023
BROKSONIC 20695, 20868
CALIFORNIA AUDIO LABS 20490
CINEA 20831
CINEVISION 20876, 20833, 20869
CITIZEN 20695, 21277
COBY 20778, 20852, 21086, 21107, 21177, 21351
CRAIG 20831
CYBERHOME 20816, 20874, 21023, 21024, 21129, 21502, 21537
D-VISION 21173
DAEWOO 20784, 20705, 20833, 20869, 21169, 21172, 21234, 21242, 21443
DAYTEK 20872
DENON 20490, 20634
DESAY 21407
DIGITALMAX 21738
DISNEY 20675, 21270
DURABRAND 21127
DVD2000 20521
EMERSON 20591, 20675, 20821, 21268
ENTERPRISE 20591
ESA 20821, 21268, 21443
FISHER 20670
FUNAI 20675, 21268
GATEWAY 21158
GE 20522, 20815
GO VIDEO 20744, 20715, 20741, 20783, 20833, 20869, 21075, 21099, 21144, 21148, 21158, 21304, 21443, 21730
GOLDSTAR 20741
GPX 20769
GRADIENTE 20490

GRUNDIG 20539
 HARMAN/KARDON 20582, 20702
 HELLO KITTY 20831
 HITACHI 20573, 20664, 21247
 HITEKER 20672
 HUMAX 21588
 ILO 21348, 21472
 INITIAL 21472
 INSIGNIA 21268
 INTEGRA 20571, 20627, 21769
 JBL 20702
 JENSEN 21016
 JSI 21423
 JVC 20558, 20623, 20867, 21164,
 21275, 21550, 21602
 JWIN 21049
 KAWASAKI 20790
 KENWOOD 20490, 20534
 KLH 20790, 21149
 KOSS 21423
 LASONIC 21173
 LECSON 21533
 LENOXX 21127
 LG 20591, 20741, 20869
 LITEON 21058, 21158, 21440, 21656,
 21738
 LOEWE 20511
 MAGNAVOX 20503, 20539, 20646,
 20675, 20821, 21268, 21354, 21472,
 21506
 MARANTZ 20539
 MCINTOSH 21533, 21273
 MEMOREX 20695, 20831, 21270
 MICROSOFT 20522, 22083
 MINTEK 21472
 MITSUBISHI 21521, 20521
 NAD 20741
 NEC 20785
 NEXXTECH 21402
 NORCENT 21003, 20872, 21107,
 21265
 ONKYO 20503, 20627, 21769
 OPPO 20575, 21224
 PANASONIC 20503, 20490, 20632,
 20703, 21362, 21462, 21490, 21641,
 21762
 PHILCO 20675
 PHILIPS 20503, 20539, 22056,
 20646, 20675, 20854, 21260, 21267,
 21340, 21354, 22084
 PIANODISC 21024
 PIONEER 20525, 20571, 20142,
 20631, 20632, 21460
 POLAROID 21061, 21086
 POLK AUDIO 20539
 PRESIDIAN 20675, 21738
 PRIMA 21016
 PROCEED 20672
 PROSCAN 20522
 PROVISION 20778
 RCA 20522, 20571, 20790, 20822,

21022, 21132, 21193, 21769
 RIO 20869
 RJTECH 21360
 ROTEL 20623, 21178
 SAMPO 20698, 20752
 SAMSUNG 20490, 20573, 20744,
 20199, 20899, 21075
 SANSUI 20695
 SANYO 20670, 20695, 20873
 SENSORY SCIENCE 21158
 SHARP 20630, 20675, 20752, 21256,
 22250
 SHERWOOD 20633, 21043, 21889
 SHINSONIC 20533
 SONIC BLUE 20869, 21099
 SONY 20533, 21533, 20864, 21033,
 21070, 21431, 21516, 22043
 SUNGALE 21074
 SUPERSCAN 20821
 SVA 20860, 21105
 SYLVANIA 20675, 20821, 21268
 SYMPHONIC 20675, 20821, 21268
 TEAC 20790
 TECHNICS 20490, 20703
 THETA DIGITAL 20571
 TIVO 21503, 21588
 TOSHIBA 20503, 20695, 21045,
 21154, 21503, 21588, 21769
 TREDEX 20803, 20804
 URBAN CONCEPTS 20503
 VENTURER 20790
 VIZIO 21064, 21226
 VOCOPRO 21360
 XBOX 20522, 22083
 YAMAHA 20490, 20539, 20545
 YAMAKAWA 20872
 ZENITH 20503, 20591, 20741, 20869
 ZOECE 21265

DVR/PVR CODES

ABS 21972
 ALIENWARE 21972
 CYBERPOWER 21972
 DELL 21972
 DIRECTV 20739
 GATEWAY 21972
 GO VIDEO 20614
 HEWLETT PACKARD 21972
 HOWARD COMPUTERS 21972
 HP 21972
 HUGHES NETWORK SYSTEMS
 20739
 HUMAX 20739
 HUSH 21972
 IBUYPOWER 21972
 LINKSYS 21972
 MEDIA CENTER PC 21972
 MICROSOFT 21972
 MIND 21972
 NIVEUS MEDIA 21972
 NORTHGATE 21972

PANASONIC 20614, 20616
 PHILIPS 20739, 20618
 PIONEER 21337
 RCA 20880
 REPLAYTV 20614, 20616
 SAMSUNG 20739
 SONIC BLUE 20614, 20616
 SONY 20636, 21972
 STACK 9 21972
 SYSTEMAX 21972
 TAGAR SYSTEMS 21972
 TIVO 20739, 20618, 20636, 21337
 TOSHIBA 21008, 21972, 21996
 TOUCH 21972
 VIEWSONIC 21972
 VOODOO 21972
 ZT GROUP 21972

SATELLITE SET-TOP BOX CODES

BELL EXPRESSVU 00775
 CHAPARRAL 00216
 DIRECTV 01377, 00566, 00639,
 01639, 01142, 00247, 00749, 01749,
 01856, 01076, 01442, 01640
 DISH NETWORK SYSTEM 00775,
 01505, 01775
 DISHPRO 00775, 01505, 01775
 EHOSTAR 00775, 01505, 01775
 EXPRESSVU 00775, 01775
 GE 00566
 GENERAL INSTRUMENT 00869
 GOI 00775, 01775
 HITACHI 01250
 HTS 00775, 01775
 HUGHES NETWORK SYSTEMS
 01142, 00749, 01749, 01442
 JERROLD 00869
 JVC 00775, 01775
 MITSUBISHI 00749
 MOTOROLA 00869
 NEXT LEVEL 00869
 PANASONIC 00247, 00701
 PHILIPS 01142, 00749, 01749,
 01076, 01442
 PROSCAN 00566
 RADIOSHACK 00869
 RCA 00566
 SAMSUNG 01377, 01142, 01276,
 01442
 SONY 00639, 01639, 01640
 STAR CHOICE 00869
 TIVO 01142, 01442
 TOSHIBA 00749, 01749
 ULTIMATETV 01640
 VOOM 00869
 ZENITH 01856

TV CODES

3M 11616
 ACCURIAN 11803
 ACTION 10873

ADMIRAL 10093, 10463
 ADVENT 10761, 10783, 10815,
 10817, 10842, 11933
 AIKO 10092
 AKAI 10812, 11675, 10060, 10702,
 10030, 10672, 11207, 11676, 11903,
 11935
 ALARON 10179
 ALBATRON 10700, 10843
 AMBASSADOR 10177
 AMERICA ACTION 10180
 ANAM 10180
 AOC 10030, 10185, 11365, 11590
 AOMNI 11623
 APEX DIGITAL 10156, 10748, 10879,
 10765, 10767, 10890, 11217, 11943,
 11991
 ASTAR 11531, 11738
 AUDIOVOX 10451, 10180, 10092,
 10623, 10802, 10846, 10875, 11937,
 11951, 11952
 AVENTURA 10171
 AXION 11937
 BELL & HOWELL 10154
 BENQ 11032, 11212, 11315
 BOXLIGHT 10893
 BRADFORD 10180
 BROKSONIC 10236, 10463, 10180,
 11911, 11929, 11935, 11938
 BYD:SIGN 11309
 CANDLE 10030, 10056
 CARNIVALE 10030
 CARVER 10054
 CELEBRITY 10000
 CELERA 10765
 CHANGHONG 10765
 CITIZEN 10060, 10030, 10092,
 10056, 11935
 CLAIRTONE 10185
 CLARION 10180
 COMMERCIAL SOLUTIONS 11447,
 10047
 CONCERTO 10056
 CONTEC 10180, 10185
 CRAIG 10180
 CROSLEY 10054
 CROWN 10180
 CURTIS MATHES 10047, 10054,
 10154, 10451, 10093, 10060, 10702,
 10030, 10145, 10166, 10056, 10466,
 11147, 11347
 CXC 10180
 CYTRON 11326
 DAEWOO 10451, 10092, 11661,
 10623, 10661, 10672
 DELL 11264, 11080, 11403, 11863
 DENON 10145
 DENSTAR 10628
 DIAMOND VISION 11996, 11997
 DIGITAL LIFESTYLES 11765
 DIGITAL PROJECTION INC. 11482



DUMONT 10017
DURABRAND 10463, 10180, 10178,
10171, 11034
DWIN 10093
DYNEX 11463, 11785, 11810
ELECTROBAND 10000, 10185
ELECTROGRAPH 11755, 11623
ELECTROHOME 10463
EMERSON 10154, 10451, 10236,
10463, 10180, 10178, 10171, 11963,
11944, 11929, 11911, 11394, 10623,
10282, 10185, 10179, 10177
EMPRES 11422, 11546, 11765
ENVISION 10030, 10813, 11365
EPSON 10833, 10840, 11122, 11290,
11735
ESA 10812, 10171, 11944, 11963
FISHER 10154
FUJITSU 10809, 10179, 10683,
10853
FUNAI 10180, 10171, 10179, 11271,
11904, 11963
FUTURETECH 10180
GATEWAY 11755, 11756
GE 11447, 10047, 10051, 10451,
10178, 10021, 10282, 11347, 11917,
11922
GIBRALTER 10017, 10030
GO VIDEO 10886
GOLDSTAR 10178, 10030, 11926
GRUNDIG 10683
GRUNPY 10180, 10179
H & B 11366
HAIER 11034, 10768, 11748
HALLMARK 10178
HANNSPREE 11348, 11745
HARLEY DAVIDSON 10179, 11904
HARMAN/KARDON 10054
HARVARD 10180
HAVERMY 10093
HELIOS 10865
HELLO KITTY 10451
HEWLETT PACKARD 11642, 11494,
11089, 11101, 11502
HISENSE 10748
HITACHI 11643, 11145, 10145,
10056, 10797, 11345, 11904, 11960
HP 11642, 11494, 11089, 11101,
11502
HYUNDAI 11219, 11294
ILO 11286, 11603, 11684, 11990
INFINITY 10054
INFOCUS 10752, 11430
INITIAL 11603, 11990
INSIGNIA 11564, 10171, 11204,
11326, 11517, 11641, 11710, 11963,
12002
INTEQ 10017
IX 10877
JBL 10054
JCB 10000
JENSEN 10761, 10815, 10817,
11299, 11933
JVC 10053, 10650, 10731, 11253,
11302, 11633, 11774, 11923
KDS 11498
KEC 10180
KENWOOD 10030
KLH 10765, 10767, 11962
KONKA 10628, 10707, 11939, 11940
KOST 11483
KREISEN 10876
KTV 10180, 10030, 10185
LG 11423, 10178, 10700, 10829,
10856, 11325, 11663, 11993
LLOYD'S 11904
LUXMAN 10056
LXI 10047, 10054, 10154,
10156, 10178
MAG 11498
MAGNAVOX 11454, 11866, 10054,
10030, 10706, 11990, 11963, 11944,
11931, 11904, 11525, 11365, 11254,
11198, 10802, 10386, 10179
MARANTZ 11454, 10054, 10030,
10704, 10854, 10855, 11154, 11398
MATSUSHITA 10250, 10650
MAXENT 11755, 10762, 11211,
11714, 11757
MEGAPOWER 10700
MEGATRON 10178, 10145
MEI 10185
MEMOREX 10154, 10463, 10150,
10178, 10179, 10877, 11911, 11926
MGA 10150, 10178, 10030
MICRO 11436
MIDLAND 10047, 10017, 10051
MINTEK 11603, 11990
MINUTZ 10021
MITSUBISHI 11250, 10093, 10150,
10178, 10836, 10868, 11522, 11917
MONIVISION 10700, 10843
MOTOROLA 10093, 10835
MOXELL 10835
MTC 10060, 10030, 10056, 10185
MULTITECH 10180
NAD 10156, 10178, 10056, 10866,
11156
NEC 10030, 10056, 10497, 10882,
11398, 11704
NETTV 11755, 10762
NIKKO 10178, 10030, 10092
NIKO 11581, 11618
NORCENT 10748, 10824, 11089,
11365, 11590, 11591
NORWOOD MICRO 11286, 11296,
11303
NTC 10092
OLEVIA 11610, 11144, 11240, 11331
OLYMPUS 11342
ONWA 10180
OPTIMUS 10250, 10154, 10166,
10650
OPTOMA 10887, 11348, 11674
OPTONICA 10093, 10165
ORION 10236, 10463, 11463,
10179, 11911, 11929
PANASONIC 10250, 11480, 10051,
10650, 11291, 11310, 11410, 11941,
11946, 11947
PENNEY 10047, 10156, 10051,
10060, 10178, 10030, 10021, 11347,
11926
PETTERS 11523
PHILCO 10054, 10030
PHILIPS 11454, 10054, 10690,
11154, 11483, 11744, 11961
PILOT 10030
PIONEER 11457, 10166, 10679,
10866, 11260, 11398, 11717
PLANAR 11496
POLAROID 11523, 10765, 10865,
11276, 11314, 11316, 11326, 11341,
11498, 11766, 11962, 11991, 11992,
12002
PORTLAND 10092
PRIMA 10761, 10783, 10815, 10817,
11785, 11933
PRINCETON 10700, 10717
PRISM 10051
PROSCAN 11447, 10047, 10466,
11347, 11922
PROTON 10178, 10466
PROTRON 11320
PROVIEW 10835, 11401, 11498
PULSAR 10017
PUNEET 11546
QUASAR 10250, 10051, 10165,
10650
RADIOSHACK 10047, 10154, 10180,
10178, 10030, 10056, 10165, 11904
RCA 11547, 11447, 10047, 10090,
10679, 11047, 11147, 11247, 11347,
11781, 11917, 11922, 11948, 11953,
11958, 12002
REALISTIC 10154, 10180, 10178,
10030, 10056, 10165
REVOLUTIONHD 11623
RHAPSODY 10185
RUNCO 10017, 10030, 10497, 10603,
11292, 11397, 11398, 11628, 11629,
11639, 11679, 11717
SAMPO 11755, 10030, 10762
SAMSUNG 10812, 10060, 10702,
10178, 10030, 10056, 10766, 10814,
11060, 11312, 11575, 11903, 11959
SANSUI 10463, 11409, 11904, 11911,
11929, 11935
SANYO 10154, 10088, 10799, 10893,
11142
SCEPTRE 10878, 11217, 11360,
11599
SCOTCH 10178
SCOTT 10236, 10180, 10178, 10179,
11711
SEARS 10047, 10054, 10154, 10156,
10178, 10171, 10056, 10179, 11904,
11926
SHARP 10818, 10093, 10165, 10386,
10491, 10688, 10851, 11602, 11917
SHENG CHIA 10093
SHERWOOD 11399
SOLE 10813, 11366, 11483, 11623
SONY 11100, 10000, 10834, 11317,
11685, 11904, 11925
SOUNDESIGN 10180, 10178, 10179
SOVA 11320, 11952
SOYO 11520, 11546, 11826
SPECTRONIQ 11498
SQUAREVIEW 10171
SSS 10180
STARLITE 10180
STUDIO EXPERIENCE 10843
SUPERSCAN 10093, 10864
SUPREME 10000
SVA 10748, 10768, 10865, 10870,
10872
SYLVANIA 11864, 10054, 10030,
10171, 11271, 11314,
11394, 11931, 11944, 11963
SYMPHONIC 10180, 10171, 11904,
11944
SYNTAX 11610, 11144, 11240, 11331
TANDY 10093
TATUNG 11101, 11285, 11286,
11361, 11756
TECHNICS 10250, 10051
TECHNOL ACE 10179
TECHVIEW 12004
TECHWOOD 10051, 10056
TECO 11040
TEKNIKA 10054, 10180, 10150,
10060, 10092, 10056, 10179
TELEFUNKEN 10702, 10056
THOMAS 11904
TMK 10178, 10056, 10177
TNCI 10017
TOSHIBA 11524, 10154, 10156,
11256, 10060, 12006, 11945, 11936,
11935, 11918, 11704, 11656, 11635,
11356, 11325, 11306, 11156, 10845,
10832, 10822, 10650
TOSONIC 10185
TRUTECH 11723
TVS 10463
US LOGIC 11286, 11303
VECTOR RESEARCH 10030
VICTOR 10053
VIDIKRON 10054, 11292, 11302,
11397, 11398, 11628, 11629, 11633
VIDTECH 10178
VIEWSONIC 11755, 10797, 10857,
10864, 10885, 11330, 11342, 11542,
11578, 11627, 11640, 12014

VIORE 11207, 11684
 VIZIO 11758, 10864, 10885, 11499,
 11756
 WARDS 10054, 10178, 10030, 10021,
 10056, 10165, 10179, 10866, 11156
 WAYCON 10156
 WESTINGHOUSE 10000, 11712,
 10451, 10885, 10889, 10890, 11092,
 11282, 11577
 WHITE WESTINGHOUSE 10463,
 10623
 WYSE 11365
 YAMAHA 10030, 10769, 10797,
 10833, 10839, 11526
 ZENITH 10017, 10463, 10178, 11145,
 10092, 11904, 11911, 11929

TV CODES (LCD)

ACCURIAN 11803
ACTION 10873
AKAI 11675, 11676, 11935
AOC 11365
AOMNI 11623
APEX DIGITAL 10890, 11217
ASTAR 11531, 11738
AUDIOVOX 10180, 10802, 10846,
10875, 11937, 11951, 11952
BENQ 11315
BYD:SIGN 11309
CITIZEN 11935
DELL 11264, 11080, 11863
DIGITAL LIFESTYLES 11765
EMERSON 11394, 11963
EMPREX 11422, 11546, 11765
ENVISION 10813, 11365
FUNAI 10171
GO VIDEO 10886
H & B 11366
HAIER 11748
HANNSPREE 11348, 11745
HEWLETT PACKARD 11642
HITACHI 11643
HP 11642
HYUNDAI 11219, 11294
ILO 11286, 11603, 11684, 11990
INITIAL 11603, 11990
INSIGNIA 11564, 11204, 11517,
11710, 12002
IX 10877
JENSEN 11299
JVC 11774
KREISEN 10876
LG 11423, 10856, 11993
MAGNAVOX 11866, 10802, 11198,
11365, 11990
MARANTZ 10855
MAXENT 11755, 10762, 11211,
11714, 11757
MICRO 11436
MINTEK 11603, 11990
MITSUBISHI 11250

NETTV 10762
NIKO 11581, 11618
NORCENT 11365, 11591
NORWOOD MICRO 11286, 11296
OLEVIA 11610, 11144, 11240, 11331
PANASONIC 11480, 10650, 11941
PETTERS 11523
PHILIPS 11454, 11483, 11744
PIONEER 11260
PLANAR 11496
POLAROID 11523, 11276, 11316,
11341, 11498, 11766
PRIMA 11785
PROTRON 11320
PROVIEW 11401
PUNEET 11546
RCA 10047, 11781, 11958
REVOLUTIONHD 11623
RUNCO 11629
SAMPO 11755, 10762
SAMSUNG 10812, 10766, 10814,
11575
SANSUI 11409
SANYO 11142
SCEPTRE 10878, 11217, 11360,
11599
SCOTT 11711
SHARP 10818, 10093, 11602
SHERWOOD 11399
SOLE 11366, 11483, 11623
SONY 11685
SOVA 11320
SOYO 11520, 11546, 11826
SUPERSCAN 10864
SVA 10870
SYLVANIA 11864, 10171, 11271,
11314, 11394
SYMPHONIC 10171
SYNTAX 11610, 11144, 11240, 11331
TATUNG 11286
TECHVIEW 12004
TECO 11040
TOSHIBA 11524, 10822, 10845,
11635, 11656, 12006
TRUTECH 11723
US LOGIC 11286
VIDIKRON 11398, 11629
VIEWSONIC 10857, 10864, 10885,
11330, 11578, 11627, 11640, 12014
VIORE 11684
VIZIO 11758, 10864, 10885, 11756
WESTINGHOUSE 11712, 10885,
10889, 10890, 11282, 11577
WYSE 11365

TV CODES (PLASMA)

AKAI 10812, 11675, 11207
ALBATRON 10843
AOC 11590
AOMNI 11623
BENQ 11032

DAEWOO 10661
DELL 11264, 11863
ELECTROGRAPH 11755, 11623
ESA 10812
FUJITSU 10809, 10683, 10853
FUNAI 11271
GATEWAY 11755, 11756
H & B 11366
HAIER 11748
HELIOS 10865
HEWLETT PACKARD 11642, 11089,
11502
HITACHI 11643, 10797
HP 11642, 11089, 11502
ILO 11684
INSIGNIA 11564
JVC 10731
LG 11423, 10178, 10829, 10856
MAGNAVOX 11866
MARANTZ 10704, 11398
MAXENT 11755, 11757
MITSUBISHI 10836
MONIVISION 10843
MOTOROLA 10835
MOXELL 10835
NEC 11398, 11704
NETTV 11755
NORCENT 10824, 11089, 11590
NORWOOD MICRO 11303
PANASONIC 10250, 11480, 10650
PHILIPS 10690, 11744
PIONEER 11457, 10679, 11260,
11398, 11717
POLAROID 10865, 11276
PRIMA 11785
PROVIEW 10835
PUNEET 11546
REVOLUTIONHD 11623
RUNCO 11398, 11679, 11717
SAMPO 11755
SAMSUNG 10812, 11312
SOLE 11623
SONY 10000, 11317
STUDIO EXPERIENCE 10843
SVA 10865
SYLVANIA 11271, 11394
TATUNG 11101, 11285, 11756
TOSHIBA 10650, 11704
US LOGIC 11303
VIEWSONIC 11755, 10797
VIORE 11207, 11684
VIZIO 11758, 11756
YAMAHA 10797
ZENITH 10178

TV/DVD COMBO CODES

(CONTROLLED BY TV)
ACCURIAN 11803
ADVENT 11933
AKAI 11675, 11935
APEX DIGITAL 11943, 11991

AUDIOVOX 11937, 11951, 11952
AXION 11937
BROKSONIC 11935
CITIZEN 11935
DIAMOND VISION 11997
DYNEX 11810
EMERSON 11394, 11963
ESA 11963
FUNAI 11963
HITACHI 11960
ILO 11990
INITIAL 11990
INSIGNIA 11963, 12002
JENSEN 11933
KLH 11962
KONKA 11939, 11940
LG 11993
MAGNAVOX 11866, 11963, 11990
MAXENT 11714
MINTEK 11990
PANASONIC 11941
PHILIPS 11961
POLAROID 11523, 11766, 11962,
11991, 12002
PRIMA 11933
RCA 11948, 11958, 12002
SAMSUNG 11903
SANSUI 11935
SOVA 11952
SYLVANIA 11864, 11394, 11963
TECHVIEW 12004
TOSHIBA 11524, 11635, 11935,
12006

TV/DVD COMBO CODES

(CONTROLLED BY DVD)

ADVENT 21016
AKAI 20695
APEX DIGITAL 20830
AUDIOVOX 21121
BROKSONIC 20695
CITIZEN 20695
EMERSON 20675, 21268
ESA 21268
FUNAI 21268
HITACHI 21247
ILO 21472
INITIAL 21472
INSIGNIA 21268
JENSEN 21016
MAGNAVOX 21268, 21472
MINTEK 21472
PANASONIC 21490
PHILIPS 20854, 21260
PRIMA 21016
RCA 21022, 21193
SAMSUNG 20899
SANSUI 20695
SYLVANIA 20675, 21268
TOSHIBA 20695



TV/VCR COMBO CODES
(CONTROLLED BY TV)
AMERICA ACTION 10180
AUDIOVOX 10180
BROKSONIC 11911, 11929
EMERSON 10236, 11911, 11929
FUNAI 11904
GE 11917, 11922
GOLDSTAR 11926
HARLEY DAVIDSON 11904
HITACHI 11904
JVC 11923
LLOYD'S 11904
MAGNAVOX 11904, 11931
MEMOREX 11926
MITSUBISHI 11917
ORION 11911, 11929
PENNEY 11926
RADIOSHACK 11904
RCA 11917, 11922
SAMSUNG 11959
SANSUI 11904, 11911, 11929
SEARS 11904, 11926
SONY 11904, 11925
SYLVANIA 11931
SYMPHONIC 11904
THOMAS 11904
TOSHIBA 11918, 11936
ZENITH 11904, 11911, 11929

TV/VCR COMBO CODES
(CONTROLLED BY VCR)
BROKSONIC 21479
CITIZEN 21278
CURTIS MATHES 21035
DAEWOO 21278
EMERSON 20593, 21278, 21479
FUNAI 20000
GE 20807, 21035, 21060
GOLDSTAR 21237
HARLEY DAVIDSON 20000
HITACHI 20000
LLOYD'S 20000
MAGNASONIC 20593, 21278
MAGNAVOX 20000, 20593, 21781
MEMOREX 21237
MITSUBISHI 20807
OPTIMUS 20593
ORION 21479
PANASONIC 21035
PENNEY 21035, 21237
QUASAR 21035
RADIOSHACK 20000
RCA 20807, 21035, 21060
SAMSUNG 21014
SANSUI 20000, 21479
SEARS 20000, 21237
SONY 20000, 21232
SYLVANIA 21781
SYMPHONIC 20000, 20593
THOMAS 20000

TOSHIBA 20845, 21145
ZENITH 20000, 21479

VCR CODES
ABS 21972
ACCURIAN 20000
ADVENTURA 20000
AIWA 20037, 20000, 20124
ALIENWARE 21972
AMERICAN HIGH 20035
AUDIOVOX 20037
BROKSONIC 20184, 21479
CALIX 20037
CANON 20035
CARVER 20081
CITIZEN 20037, 21278
CRAIG 20037
CURTIS MATHES 20060, 20035,
21035
CYBERPOWER 21972
DAEWOO 20045, 21278
DELL 21972
DIRECTV 20739
DYNATECH 20000
ELECTROHOME 20037, 20043
ELECTROPHONIC 20037
EMEREX 20032
EMERSON 20037, 20184, 20000,
20043, 20593, 21278, 21479, 21593
FUJI 20035, 20033
FUNAI 20000, 20593, 21593
GARRARD 20000
GATEWAY 21972
GE 20060, 20035, 20807,
21035, 21060
GO VIDEO 20614
GOLDSTAR 20037, 21237
GRADIENTE 20000
HARLEY DAVIDSON 20000
HARMAN/KARDON 20081
HEWLETT PACKARD 21972
HITACHI 20000, 20089
HOWARD COMPUTERS 21972
HP 21972
HUGHES NETWORK SYSTEMS
20739
HUMAX 20739
HUSH 21972
IBUYPOWER 21972
INSTANT REPLAY 20035
JVC 20067
KEC 20037
KENWOOD 20067
KODAK 20035, 20037
LINKSYS 21972
LLOYD'S 20000
LXI 20037
MAGNASONIC 20593, 21278
MAGNAVOX 20035, 20081, 20000,
20593, 21593, 21781
MARANTZ 20035, 20081

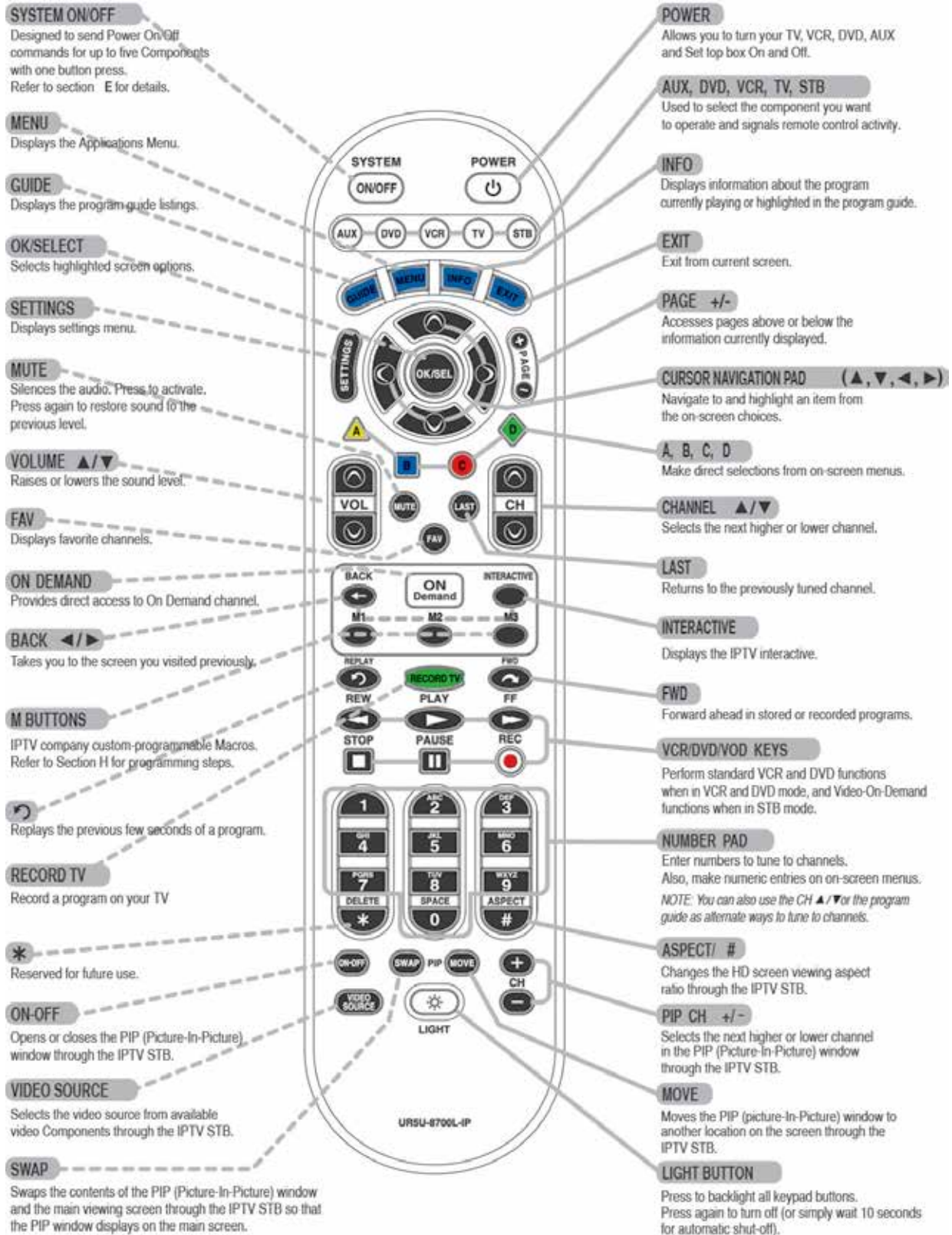
MARTA 20037
MATSUSHITA 20035
MEDIA CENTER PC 21972
MEI 20035
MEMOREX 20035, 20037, 20000,
21237
MGA 20043
MICROSOFT 21972
MIND 21972
MITSUBISHI 20067, 20043, 20807
MOTOROLA 20035
MTC 20000
MULTITECH 20000
NEC 20067
NIKKO 20037
NIVEUS MEDIA 21972
NORTHGATE 21972
OLYMPUS 20035
OPTIMUS 20037, 20593
ORION 20184, 21479
PANASONIC 20035, 20225, 20614,
20616, 21035
PENNEY 20035, 20037, 21035,
21237
PHILCO 20035
PHILIPS 20739, 20035, 20081, 20618
PILOT 20037
PIONEER 20067, 21337
POLK AUDIO 20081
PRESIDIAN 21593
PROSCAN 20060, 21060
QUASAR 20035, 21035
RADIOSHACK 20000
RADIX 20037
RANDEX 20037
RCA 20060, 20807, 20880,
21035, 21060
REALISTIC 20035, 20037, 20000
REPLAYTV 20614, 20616
RICAVISION 21972
SAMSUNG 20739, 20045, 21014
SANSUI 20000, 20067, 21479
SCOTT 20184, 20045, 20043
SEARS 20035, 20037, 20000, 21237
SHARP 20807
SONIC BLUE 20614, 20616
SONY 20035, 20032, 20033, 20000,
20636, 21232, 21972
STACK 9 21972
SYLVANIA 20035, 20081, 20000,
20043, 20593, 21593, 21781
SYMPHONIC 20000, 20593, 21593
SYSTEMAX 21972
TAGAR SYSTEMS 21972
TASHIKO 20037
TEAC 20000
TECHNICS 20035
TEKNIKA 20035, 20037, 20000
THOMAS 20000
TIVO 20739, 20618, 20636, 21337,
21996

TOSHIBA 20045, 20043, 20845,
21008, 21145, 21972, 21996
TOTEVISION 20037
TOUCH 21972
VECTOR 20045
VIDEO CONCEPTS 20045
VIDEOMAGIC 20037
VIEWSONIC 21972
VILLAIN 20000
VOODOO 21972
WARDS 20060, 20035, 20081, 20000
XR-1000 20035, 20000
ZENITH 20033, 20000, 21479
ZT GROUP 21972

VIDEO ACCESSORY CODES
ABS 01272
ALIENWARE 01272
AMINO 01481, 02482
AT&T 00858
BUFFALO 01739
CYBERPOWER 01272
D-LINK 01554
GATEWAY 01272
HEWLETT PACKARD 01272, 01267
HOWARD COMPUTERS 01272
HP 01272
HUSH 01272
IBUYPOWER 01272
KOOLCONNECT 01481
LINKSYS 01272, 01365
MEDIA CENTER PC 01272
MICROSOFT 02049, 01272
MIND 01272
MOTOROLA 01998, 00858
NIVEUS MEDIA 01272
NORTHGATE 01272
RICAVISION 01272
ROKU 01486
SCIENTIFIC ATLANTA 00858
SMC 01456
SONY 01272, 01324, 01364
STACK 9 01272
SUREWEST 01481
SYSTEMAX 01272
TAGAR SYSTEMS 01272
TOSHIBA 01272
TOUCH 01272
VIEWSONIC 01272
VOODOO 01272
XBOX 02049
ZT GROUP 01272

LuminetSM and Standard Television Equipment

CLIKR-5 Remote—LuminetSM and Standard Video Service UR5U-8700L and UR5U-8720L





There are two ways you can Program your Remote:

- Program your remote using the Pre-Programmed 3-Digit Code Method.
- Program your remote using the Auto-Search Method.

The Pre-Programmed Code Method allows you to setup all the buttons at once by entering 3-digit code numbers that correspond to a particular component's manufacturer/brand, so it's the fastest and easiest of the two methods. (Code tables follow these instructions.)

The Auto-Search Method scans through all the codes in the remote control, one at a time.

- This pertains to all programming steps. When you are in setup mode, a component LED will light for 30 seconds. If you do not press a button within 30 seconds, the LED light will turn off and exit setup mode and you will need to start over.







Pre-Programmed 3-Digit code Method Instructions:

1. Turn on the component you want to program (TV, VCR, DVD or AUX).
2. Press the **COMPONENT (TV, VCR, DVD or AUX)** button to be programmed and press the **OK/SEL** button simultaneously for 3 seconds. The component LED light will turn on for 30 seconds indicating the unit is ready to be programmed.
3. Point the remote control toward the component and enter the 3-digit code number assigned to your brand.

Record your Component Setup Codes:

TV Setup code Number	<input type="text"/>	<input type="text"/>	<input type="text"/>
VCR Setup code Number	<input type="text"/>	<input type="text"/>	<input type="text"/>
DVD Setup code Number	<input type="text"/>	<input type="text"/>	<input type="text"/>
AUX Setup code Number	<input type="text"/>	<input type="text"/>	<input type="text"/>

- If the 3-digit code number you just entered is correct, the component will turn off. If it did not turn off, continue entering code numbers listed for that brand until the component turns off.

4. After you've entered the correct code number and the component has turned off, press the **POWER**  button to turn the component back on. Now it is time to test the **VOL**   and **MUTE**  buttons for the TV or **PLAY**  and **STOP**  buttons for VCR and DVD to make sure they all work. If any of the functions do not work as they should, repeat from step 3 using the next 3-digit code number listed for that brand until you find the best component code.
5. Once you have found the correct 3-digit code, save it by pressing the same **COMPONENT (TV, VCR, DVD or AUX)** button one more time. The component LED light will blink twice to confirm that the code was successfully stored. Now, program the rest of your components by repeating steps 1-5.

- If the Pre-Programmed Method did not work, or if the Code Tables do not list your component brand, use the Auto-Search Method following these instructions.

Auto-Search Method Programming Instructions:

1. Turn on the component you want to program (TV, VCR, DVD or AUX).
2. Press the **COMPONENT** (TV, VCR, DVD or AUX) button to be programmed and press the **OK/SEL** button simultaneously for 3 seconds. The component LED light will turn on for 30 seconds indicating the unit is ready to be programmed.
3. Point the remote toward the component and press the **CH ▲▼** buttons one step at a time or keep it pressed. The remote will emit a series of **ON/OFF** commands. Release the **CH ▲▼** buttons as soon as the component turns off.
4. Test functions. (Same as for 3-digit code Programming Method). If any of the functions do not work as they should, repeat from Step 3 using **CH ▲▼** buttons to find the correct code.
5. Save the code. (Same as for 3-digit code Programming Method). Now, repeat the Auto-Search Method for those components you could not program earlier with the Pre-Programmed Method.

Visit www.universalremote.com for additional information about your remote control.

CLIKR-5 CODES

STB-IPTV

ADB 254 255 315 259
 AMINO 249 256 257 260 261
 ATANDT 251
 CISCO 313 251 316
 COMCAST 313
 ENTONE 155 258
 MYRIO 254 255
 MOTOROLA 253
 NOW TV 314
 PACE 313
 SCIENTIFIC ATLANTA 251
 WEGENER 250

STB-CABLE CONVERTERS

SCIENTIFIC ATLANTA 001 003 041
 042 045 046
 PIONEER 001 103 034 051 063 076
 105
 PACE 001 005 002
 SAMSUNG 001 030
 MOTOROLA 002 111 148
 DIGEO 153
 GENERAL INSTRUMENT 005 103
 104
 HAMLIN 049 050 055
 HITACHI 103 055
 JERROLD 005 004 103 005 003 008
 009 010 069
 MAGNAVOX 010 012
 MEMOREX 052
 MOXI 111 252 153
 NFUSION 192
 PANASONIC 044 047
 PHILIPS 006 012 013 020 085
 PULSAR 052
 RCA 047
 REGAL 049 050
 REGENCY 057
 SKY 230 204
 SONY 108
 SPRUCER 047
 TELNET 354

TOCOM 039 040 056
 TOSHIBA 052
 VIEWSTAR 012 015
 ZENITH 052 060 093 100

TV

A MARK 112 143
 ABEX 025
 ACCURIAN 036
 ADMIRAL 072 251 333
 ADVENT 247 388
 ADVENTURA 002
 AIKO 103
 AKAI 116 146 248 404 405 473 475
 323 387 391
 ALBATRON 017
 ALERON 028
 AMERICA ACTION 043
 AMPRO 073
 AMSTRAD 052
 ANAM 043 054 056 080 112
 AOC 116 363 112 058
 APEX 572
 APEX DIGITAL 006
 AQUAVISION 573 574
 ASTAR 477
 AUDIOVOX 076 454 388
 AVENTURA 052
 AVION 441
 AXION 039
 BELCOR 116
 BELLANDHOWELL 333 072
 BENQ 423 600
 BOXLIGHT 266
 BRADFORD 043
 BROCKWOOD 116
 BROKSONIC 238
 BYDESIGN 031 032
 CANDLE 116 002 003 363
 CAPEHART 058
 CARY AUDIO DESIGN 266
 CELEBRITY 001
 CENTURION 116
 CETRONIC 043
 CHANGHONG 247

CITIZEN 116 002 003 363 043 258
 103 143
 CLARION 043
 CLASSIC 043
 CLP CLASSIC 333
 COLORTYME 116
 CONCERTO 363
 CONCIERGE 073
 CONTEC 043 050 051
 CORNEA 116
 CORONADO 143
 CRAIG 043 054
 CROSLEY 164
 CROWN 043 143
 CURTIS MATHES 116 258 363 143
 CXC 043
 CYBERHOME 015
 DAEWOO 363 016 043 044 076 103
 114 125 127 143
 DAYTRON 363 143
 DELL 320 164 363
 DIGITAL PROJECTION 570
 DIMENSIA 333
 DREAMVISION 235
 DUKANE 011 025
 DUMONT 116 073
 DURABRAND 096 052
 DWIN 257
 DYNASTY 043
 DYNEX 400
 EIKI 187
 ELECTROBAND 001
 ELECTROGRAPH 466
 ELECTROHOME 143 024 076 196
 ELEKTRA 072
 ELEMENT 363 494 526
 EMERSON 028 048 043 155 005 116
 363 047 050 051 076 096 143 153
 154 052 514
 ENVISION 116
 EPSON 324 590
 ESA 323
 FISHER 007 057
 FUJITSU 246 198 410
 FUNAI 028 043 052

FUTURETECH 043
 GATEWAY 242 268
 GE 073 116 008 009 034 056 074 155
 333 363
 GEM 391
 GIBRALTER 116 073
 GO VIDEO 026
 GOLDSTAR 113 116 102 363 106 112
 127 143
 GRUNPY 028 043
 HAIER 363 501
 HALL MARK 363
 HANNSPREE 349 381
 HARLEY DAVIDSON 028
 HARVARD 043
 HAVERMY 081
 HELLO KITTY 076
 HIMITSU 043
 HISENSE 419 442
 HITACHI 011 166 009 010 012 023
 075 143 158 072 363 250 587
 HP 378 316 327 421
 HUMAX 518
 HYUNDAI 337 338
 ILO 472 399
 INFINITY 164
 INFOCUS 333 230 547 548 470 532
 564 595
 INITIAL 035 282
 INSIGNIA 350 400 052 164 403 454
 457
 INTEQ 073
 JANEIL 002
 JBL 164
 JCB 001
 JCPENNEY 024 116 008 009 030 065
 258 143 333 363
 JENSEN 013
 JVC 038 034 001 083 199 210 533
 581
 KAWASHO 116 001
 KEC 043
 KENWOOD 116 001
 KLEGG 466
 KLOSS 002 059



KMC 143
KNOLL SYSTEMS 230
KONKA 457
KREISEN 530
KTV 043 116 143 154
KURAZAI 072
LG 363 113 116 102 106 112 127 143
569 284
LITEON 268
LODGENET 072
LOEWE 164
LOGIK 072
LUXMAN 363
LXI 166 007 138 052 251 333 164
MAGNAVOX 164 059 116 003 060
061 363 127 022 333 094 226 390
467 431
MAJESTIC 333 072
MARANTZ 116 164 281 562 584
MATSUI 164
MATSUSHITA 080
MAXENT 242
MEGATRON 116 011
MEMOREX 007 072 363
MGA 116 363 024 028 042
MIDLAND 333 073
MINTEK 362
MINUTZ 008
MISAKAI 052
MITSUBISHI 124 109 024 028 040
042 146 363 348 450
MONIVISION 017
MONTGOMERY WARD 333 072
MOTOROLA 081
MTC 116 363 258
MULTITECH 043
NAD 138 025
NEC 272 197134 116 040 016 024
056 019 262 236 281 575
NET TV 242
NIKEI 043
NIKKO 116
NIKO 527
NORCENT 390
NORWOOD MICRO 027
NTC 103
NUVISION 351 567
OLEVIA 432 363 333
ONKING 043
ONWA 043
OPTIMUS 025
OPTOMA 265 249
OPTONICA 019 251
ORION 096
PANASONIC 080 034 056 164 208
359 552 524
PHILCO 116 003 059 060 164 363
024 056
PHILIPS 164 005 093 038 116 003
363 059 127 206 431 333 161 594
PILOT 116
PIONEER 234 135 025 018 023 116
393 272 520 582
POLAROID 388 323 328 353 354 355
356 494 387 391 505 506 508
PORTLAND 363 143
PRINCETON 004
PRISM 034
PROSCAN 333
PROTON 363 112 058 143 171 172
033 528
PROTRON 392 398 498 499 500
PROVIEW 494
PROX 572
PULSAR 116 073
QUASAR 034 056
RADIO SHACK 019 363 143 043 127
RCA 333 065 116 363 024 056 152
023 074 161 588
REALISTIC 007 019 043 047
REVOLUTION HD 466
RUNCO 182 073 395 416 072 342
SAMPO 116 058 363 242
SAMSUNG 258 050 089 105 363 127
143 333 228 229
SAMSUX 116
SANSEI 076
SANSUI 096 400
SANYO 166 007 020 053 057 082 187
511 266
SCEPTRE 276
SCOTCH 116
SCOTT 028 043 048 143 363 497
SEARS 030 363 007 028 057 143 094
333 082 166 138
SELECO 205 011
SHARP 251 019 014 028 029 363 022
143 175 308
SHENG CHIA 081
SHERWOOD 349
SHOGUN 116
SIGNATURE 072
SIMPSON 003
SONY 001
SOUNDESIGN 028 363 003 043
SOVA 041
SOYO 528 033
SPECTRICON 112
SPECTRONIQ 499 500
SQUAREVIEW 052
SSS 363 043
STARLITE 043
SUPERSCAN 052 081
SUPRA 116
SUPRE MACY 002
SUPREME 001
SVA 328
SYLVANIA 116 003 052 059 060 164
044 333 127 514 593
SYMPHONIC 052
SYNTAX OLEVIA 432 363 333
TANDY 251
TATUNG 056
TECHNICS 034 080
TECHNOL ACE 028
TECHVIEW 045 557
TECHWOOD 363
TEKNIKA 002 003 363 024 028 043
072 258 143
TELEFUNKEN 037 046
TELERENT 072
TERA 172
THOMSON 049 055
TMK 363
TNCI 073
TOSHIBA 138 030 007 040 258 325
230
TOTEVISION 143
TRUTECH 529
TVS 096
UNIVERSAL 008 009
VICTOR 038
VIDEO CONCEPTS 146
VIDIKRON 174 164 188 192 342
VIDTECH 363
VIEWSONIC 242 389
VIKING 002
VIORE 472 592
VISCO 526
VITO 363
VIZIO 386 387
WARDS 363 008 009 019 028 060
061 072 074 143 164 034
WAYCON 015
WESTINGHOUSE 076 276 435 001
WINBOOK 339
YAMAHA 116 363 370
YORK 363
YUPITERU 043
ZENITH 363 073 072 095 103
ZONDA 112

TV-LCD AND PLASMA TVS
ACCURIAN 036
ADVENT 247 388
AKAI 404 405 473 475 323 387 391
AOC 116 363
APEX 572
APEX DIGITAL 006
AQUAVISION 573 574
ASTAR 477
AUDIOVOX 454 388 076
AVION 441
AXION 039
BENQ 600
CHANGHONG 247
CYBERHOME 015
DAEWOO 076 363
DELL 320 164 363
DURABRAND 052
DWIN 257
DYNEX 400
ELECTROGRAPH 466
ELEMENT 363 494 526
EMERSON 514 363 076 052
ESA 323
FUJITSU 246 198
FUNAI 052
GATEWAY 242 268
GO VIDEO 026
HAIER 363 501
HANNSPREE 349 381
HISENSE 419 442
HITACHI 011 363
HP 378 316 327 421
HUMAX 518
HYUNDAI 337 338
ILO 472
INFOCUS 547 470
INITIAL 035 282
INSIGNIA 350 400 052 164 403 454
457
JVC 038 210 581
KLEGG 466
KONKA 457
KREISEN 530
LG 363 569 113 116 284
LITEON 268
LOEWE 164
MAGNAVOX 164 363 226 390 467
431
MARANTZ 116 164 281
MAXENT 242
MINTEK 362
MITSUBISHI 124 363
NEC 272 262 575
NIKO 527
NORCENT 390
NORWOOD MICRO 027
NUVISION 351 567
OLEVIA 432 363 333
PANASONIC 080 164 208 552 524
PHILIPS 164 363 431 161 594
PIONEER 234 135 393 272 520 582
POLAROID 388 323 328 353 356 494
387 391 505 506
PRINCETON 004
PROTON 033 528
PROTRON 392 398 498 499 500
PROVIEW 494
PROX 572
RCA 333 363 161 588
REVOLUTION HD 466
RUNCO 395 416
SAMPO 363 242
SAMSUNG 258 228 229
SANSUI 096 400
SANYO 166 007
SCEPTRE 276
SHARP 251 363
SHERWOOD 349
SONY 001
SOVA 041
SOYO 528 033

SPECTRONIQ 499 500
 SVA 328
 SYLVANIA 052 164 333 514
 SYMPHONIC 052
 SYNTAX OLEVIA 432 363 333
 TATUNG 056
 TECHVIEW 045 557
 TOSHIBA 138 258 325
 TRUTECH 529
 VIEWSONIC 242 389
 VIORE 472 592
 VISCO 526
 VITO 363
 VIZIO 386 387
 WESTINGHOUSE 076 276 435 001
 WINBOOK 339
 YAMAHA 116 363
 ZENITH 363 073 072

TV-PROJECTION TVS

AKAI 404 405 473 475
 DAEWOO 076
 EPSON 324
 HITACHI 011
 HP 378
 INFOCUS 333 548
 JVC 038
 LG 363
 LOEWE 164
 MAGNAVOX 164 333
 MITSUBISHI 109
 OPTOMA 265
 PANASONIC 080 524
 PHILIPS 164 431
 RCA 333
 SAMSUNG 258
 SANYO 166 007 187
 SHARP 251
 SONY 001
 TOSHIBA 138
 ZENITH 363 073 072

TV-PROJECTORS

BENQ 423
 BOXLIGHT 266
 DIGITAL PROJECTION 570
 DREAMVISION 235
 EPSON 590
 FUJITSU 410
 HITACHI 250
 INFOCUS 230 532 564 595
 JVC 199 533
 KNOLL SYSTEMS 230
 MARANTZ 281 562 584
 MITSUBISHI 348
 NEC 236 281
 OPTOMA 249
 PANASONIC 359
 RUNCO 342 182
 SANYO 511 266
 SELECO 205

SHARP 308
 SIM2 205
 TOSHIBA 230
 VIDIKRON 342 174 188 192
 YAMAHA 370

VCR

ADMIRAL 025 053
 ADVENTURA 034
 AIKO 117
 AIWA 034 161
 AKAI 016 146 043 124 125
 AMERICA ACTION 117
 AMERICAN HIGH 145
 AMPRO 072
 ANAM 145
 ASHA 102
 AUDIO DYNAMICS 012 039 043
 AUDIOVOX 101
 BEAUMARK 102
 BROKSONIC 035 037 129
 CALIX 101
 CAPEHART 108
 CCE 024 117
 CITIZEN 101 117
 COLT 024
 CRAIG 003 022 102
 CURTIS MATHES 145
 CYBERNEX 102
 DAEWOO 111 116 117 005 010 108
 110 120
 DAYTRON 108
 DBX 012 039 043
 DYNATECH 034 053
 ELECTROHOME 059
 ELECTROPHONIC 101
 EMERSON 006 029 035 017 025
 034 036 037 101 129 131 153 162
 116 145
 FISHER 003 010 008 009
 FUJI 145
 FUNAI 034
 GARRARD 034
 GE 072 144 147 145
 GO VIDEO 132 136 155 115 102
 GOLDSTAR 101 114 013 012 123
 GRADIENTE 034
 HARLEY DAVIDSON 034
 HARMAN KARDON 012
 HARWOOD 024
 HITACHI 026 150 034 043 160 013
 HQ 034
 INSTANTREPLAY 145
 JCL 145
 JCPENNEY 012 013 015 101 102
 JENSEN 043
 JVC 048 043 130 150 012 145
 KEC 101
 KENWOOD 048 034
 KLH 024
 KODAK 101 145

LG 101 114 013 012 123
 LLOYD 034
 LOGIK 024
 LXI 034 003 009 017
 MAGIN 102
 MAGNAVOX 067 034 164 145
 MARANTZ 067 012 145
 MARTA 101
 MATSUSHITA 145
 MEI 145
 MEMOREX 101 003 010 034 053 072
 102 139 145
 MGA 059
 MGN TECHNOLOGY 102
 MINOLTA 013
 MITSUBISHI 059 061 151 013 051
 MOTOROLA 053 145
 MTC 034 102
 MULTITECH 024 034
 NEC 012 039 043 048
 NIKKO 101
 NOBLEX 102
 NORDMENDE 043
 OLYMPUS 145
 OPTIMUS 101
 OPTONICA 053
 ORION 025
 PANASONIC 070 145 163 167
 PENTAX 013 145
 PHILCO 034 067 145
 PHILIPS 067 034 101 071 145
 PILOT 101
 PIONEER 021 013 048
 PORTLAND 108
 PROFITRONIC 102
 PROTEC 024
 PULSAR 072
 QUARTZ 002
 QUASAR 145
 RADIO SHACK 123
 RADIX 101
 RANDEX 101
 RCA 144 147 145 013 034 102
 REALISTIC 003 008 010 034 053 101
 145 102
 RICO 058
 RUNCO 148
 SAMSUNG 102 113 115 120 144
 147 125
 SANKY 053
 SANSUI 022 043 048
 SANYO 003 010 102
 SCOTT 017 037 120 129 131
 SEARS 003 008 010 013 101 009 017
 073 112
 SHARP 053 165 145
 SHINTOM 024
 SHOGUN 102
 SIGNATURE 034
 SINGER 024
 SONY 001 057 058 003 053 154 145

SOUNDESIGN 034
 STS 013
 SYLVANIA 034 059 067 145
 SYMPHONIC 034
 TANDY 010 034
 TATUNG 039 043
 TEAC 034 039 043
 TECHNICS 070 145
 TEKNIKA 019 034 101 145
 THOMAS 034
 TMK 006
 TOSHIBA 131 008 059 013 120
 TOTEVISION 101 102
 UNITECH 102
 VECTOR RESEARCH 012
 VICTOR 048
 VIDEO CONCEPTS 012 034
 VIDEOSONIC 102
 VILLAIN 034
 WARDS 003 013 017 024 034 053
 131 145 102
 WESTINGHOUSE 024 025
 XR-1000 024 034 145
 YAMAHA 012 034 039 043
 ZENITH 072 080 056 048 101 034
 058

VCR-TV/VCR COMBOS

AMERICA ACTION 117
 DAEWOO 005 117
 EMERSON 153
 FUNAI 034
 GOLDSTAR 101 123
 HARLEY DAVIDSON 034
 HITACHI 034
 JCPENNEY 101
 LG 101 123
 LLOYD 034
 MAGNAVOX 034 067
 MEMOREX 101
 PANASONIC 070 167
 PHILIPS 034 067
 RADIO SHACK 123
 RCA 034 144
 SEARS 101
 SONY 057 154
 SYLVANIA 067
 SYMPHONIC 034
 THOMAS 034
 ZENITH 034

DVD

ACCURIAN 003 268
 ADCOM 157
 ADVENT 005
 AIWA 146
 AKAI 281
 ALLEGRO 091
 ALPINE 098
 AMW 006 007
 APEX DIGITAL 087 111 115



- ARCAM 122
ASPIRE DIGITAL 008 009
AUDIOVOX 003 010 014 015 149
BEL CANTO DESIGN 016
BLAUPUNKT 111
BROKSONIC 130
BUFFALO 264
CALIFORNIA AUDIO LABS 021 124
CAMBRIDGE AUDIO 323 333
CARY AUDIO DESIGN 174 266
CENTRIOS 019
CINEVISION 091
CITIZEN 020
COBY 260
CYBERHOME 271
DAEWOO 132
DENON 080 173 138 329
DIAMOND VISION 037 038 039
DISNEY 040 096
DURABRAND 091
DVD 2000 017
EMERSON 091 143
ENTERPRISE 074
ESA 022 143
FISHER 147
FUNAI 143
GATEWAY 222
GE 027
GO VIDEO 137 091 220 221 222
GOLDSTAR 091
GPX 044 045
GRADIENTE 021
GREENHILL 111
GRUNDIG 083
HARMAN KARDON 084 140
HITACHI 101
HITEKER 087
ILO 268
INITIAL 111
INSIGNIA 143 292 297 091 096
INTEGRA 142 180 280 273 338
JATON 046
JBL 084
JSI 047
JVC 012
JWIN 048 050
KAWASAKI 149
KENWOOD 151
KISS 279
KLH 135
KONKA 051 052 054 055
KOSS 047 058 059
KREISEN 060
KRELL 104
LASONIC 061 062
LEXICON 148
LG 091 057 074
LITEON 264 265 268
LOEWE 063
MAGNAVOX 066 096 282
MALATA 267
MARANTZ 066 332
MCINTOSH 125
MEMOREX 040 096 163
MERIDIAN 153
MICROSOFT 027 206
MINTEK 111 282
MITSUBISHI 017
MYRYAD 102 134
NAD 088
NAKAMICHI 103
NESA 111
NEUNEO 067
NEXXTECH 068
NORCENT 005 006 007 069 071 072
073
ONKYO 076 141 180 273 338
OPPO 266 341
OPTIMUS 023
ORION 130
ORITRON 058
PANASONIC 144 150 285 138 021
346 347
PARASOUND 245
PHILIPS 066 276 317 344
PHILIPS MAGNAVOX 141 066
PIONEER 023 099 131 304 337
POLAROID 233 284 295 297
POLK AUDIO 141 066
PRESIDIAN 003 096
PRIMA 005
PRIMARE 193 194
PRINCETON 078
PROSCAN 027
RCA 027 307
RIO 091
RJTECH 269
ROTEL 204
SAMPO 081 082 085
SAMSUNG 070 165 137 159 275
SANSUI 154
SANYO 147
SEARS 130
SENSORY SCIENCE 222
SHARP 094
SHERWOOD 245 345
SHINSONIC 033
SONIC BLUE 091
SONY 001 033 145 191 286 241 242
243 340 343
SPECTRONIQ 310
SUNGALE 090 223
SUPERSCAN 143
SVA 092 093
SYLVANIA 143
SYMPHONIC 143
TAG MCLAREN 156
TATUNG 102
TEAC 023 270
TECHNICS 138
TECHWOOD 088
THETA DIGITAL 023
THOMPSON 027
TOSHIBA 130 141 164 188 273
TRUTECH 293
URBAN CONCEPTS 035
US LOGIC 111 282
VENTURER 149
VINC 161 308
X-BOX 027 206
YAMAHA 089 066 197 138 334
ZENITH 057 074 091
- DVD-TV/DVD/VCR COMBOS**
DURABRAND 143
EMERSON 143
ESA 143
INSIGNIA 143
MAGNAVOX 143
PANASONIC 144
SUPERSCAN 143
SV2000 143
SYLVANIA 143
SYMPHONIC 143
TOSHIBA 164
- DVD-DVD/VCR COMBOS**
GO VIDEO 137
PANASONIC 150
PHILIPS 066
RCA 027
SAMSUNG 137 159
SANSUI 154
SONY 145
TOSHIBA 141
ZENITH 091
- AUX-AUDIO**
ADCOM 082 092 225 161 269 356
AIWA 170 018 104 202 203 213 211
188 699
AKAI 189
ANTHEM 335 337
ARAGON 687
ARCAM 141 077
ATLANTIC TECHNOLOGY 342
AUDIO FILE 071
B AND K 096 097
BOSE 070 170 224 347 409 460 532
BOSTON ACOUSTICS 447
CAMBRIDGE AUDIO 684
CARVER 006 028 061 071 201 214
226 185 013 077 284
CARY AUDIO DESIGN 378
CITATION 148
CLARION 026
DELPHI 515 556
DENON 109 215 230 234 330 340
679 564 569
DIGITAL PROJECTION 660
DVICO 570
ELAN 057 290
ENLIGHTENED AUDIO 099 098
ESCIENT 451
FISHER 214 182
FLEXTRONICS 378
FOSGATE AUDIONICS 148 342
GOLDSTAR 008
HARMAN KARDON 148 233 077 028
118 318
HITACHI 020
INSIGNIA 589
INTEGRA 275 017 046 108 080 209
- DVD-BLU-RAY AND HD DVD**
DENON 329
INSIGNIA 096
INTEGRA 273 338
LG 091
MAGNAVOX 096
MARANTZ 332
ONKYO 273 338
OPPO 341
PANASONIC 285 346
PHILIPS 344
PIONEER 304
SAMSUNG 275
SHERWOOD 345
SONY 286 340
TOSHIBA 273
YAMAHA 334
- DVD-DVD RECORDERS**
GO VIDEO 220 221 222
CYBERHOME 271
ILO 268
KISS 279
LITEON 265 268
MAGNAVOX 096
PANASONIC 138
PHILIPS 317
RCA 027
SAMSUNG 301
SENSORY SCIENCE 222
SONY 191
TOSHIBA 188 273
- DVD-TV/DVD COMBOS**
AIWA 146
AKAI 281
AUDIOVOX 284
DURABRAND 143
ESA 143
FUNAI 143
INSIGNIA 292 297 143
MAGNAVOX 282
MINTEK 282
POLAROID 284 295 297
SAMSUNG 165
SV2000 143
SYLVANIA 143
SYMPHONIC 143
TOSHIBA 130
TRUTECH 293

381
 JAMO 398 399
 JCPENNEY 216
 JVC 163 191 114 279 291
 KEF 530
 KENWOOD 026 066 145 192 182 005
 280 374
 KLEGG 686
 KLH 331
 KLIPSCH 687
 KOSS 216 573
 KRELL 072 384 672
 LEXICON 120 235 236 237 357 360
 LINN 124 377
 LUXMAN 009 139 052 165 115 004
 MAGNAVOX 086 164 152 077
 MARANTZ 006 028 031 040 063 185
 186 265 289 492
 MCINTOSH 238 286 311
 MERIDIAN 100 012 013 628
 MITSUBISHI 242 204
 MONDIAL 157 158 042 043 081 112
 MYRYAD 077
 NAD 186 113 598
 NAKAMICHI 040 244 245 172 183
 287
 NEC 176
 NILES 403
 NIRO 343
 ONKYO 275 017 046 108 080 209
 552 381
 OPTIMUS 026 041
 OUTLAW 342
 PANASONIC 032 195 219 177 292
 626 516
 PARASOUND 129 130 132 261 294
 295 333 334
 PHILIPS 249 250 063 690
 PIONEER 014 039 044 069 168 116
 035 063 198 480 556 513
 POLKAUDIO 556 685
 PROCEED 144 268
 RCA 010 048 117 156 067 288
 REALISTIC 019 073 075 095
 ROTEL 074 083 085 654
 RUSSOUND 445
 SAMSUNG 016 653 571
 SANSUI 040 048 110 063 065 228
 SANYO 214
 SCOTT 019
 SHARP 026 094 175 652
 SHERWOOD 024 102 106 447 370
 SIRIUS 555 585 767 588
 SONY 001 018 247 248 166 101 184
 218 271 380 560 612
 SOUNDESIGN 036
 SUNFIRE 344 345 182
 TEAC 005 019 049 040 212 217
 TECHNICS 122 176 193 219 178 177
 200 257 262
 THETA DIGITAL 136

TOSHIBA 060 087 198 278 510
 XM SATELLITE RADIO 515 556
 YAMAHA 026 253 169 067 173 205
 264 232 089 264 274 715 717
 ZENITH 143 210

AUX-DVR (TIVO)

DIRECTV 819
 HUGHES 817
 HUMAX 817
 ICREALTIME 784
 MOXI 782
 PHILIPS 790 817
 RCA 809
 REPLAY NETWORKS 775
 SONY 804 805
 TIVO 790 817
 TOSHIBA 817

AUX-HOME THEATER SYSTEMS

AIWA 699
 BOSE 347 409 460
 DENON 564
 INSIGNIA 589
 JAMO 398
 KEF 530
 KOSS 573
 NAD 598
 NIRO 343
 ONKYO 552
 PANASONIC 516
 PHILIPS 690 705
 PIONEER 513
 POLKAUDIO 685
 ROTEL 654
 SAMSUNG 571 653
 SHARP 652
 SONY 317 319 321 322 324
 TOSHIBA 510

AUX-TUNERS AND SATELLITE RADIOS

ANTEX ELECTRONICS 588
 BOSE 532 170
 DELPHI 515
 NEXUS AUDIO 751
 PIONEER 556
 RUSSOUND 445
 SIRIUS 555 585 767
 SONY 380
 XM SATELLITE RADIO 515 556
 ZEEVEE 611

AUX-IPOD CONTROLS

APPLE / IPOD 824 828
 BOSE 827
 DENON 830 559
 DLO 418
 GRIFFIN 835
 KENSINGTON 825
 MARANTZ 834

ONKYO 833
 SONANCE 831

AUX-MEDIA PCS

ACER 820
 APPLE TV 836
 DELL 820
 DENON 830
 DLINK 832 838
 GATEWAY 820
 HAUPPAUGE 821 822
 HP 820
 KEYSpan 823
 LINKSYS 566
 NETGEAR 837
 ROKU 565
 SONY 820
 TOSHIBA 820
 WINBOOK 820

AUX-GAMING SYSTEMS

AUDIO AUTHORITY 622
 LOGITECH 658
 MICROSOFT / XBOX 851
 MICROSOFT / XBOX 360 826
 SONY / PS2 / PS3 829 498

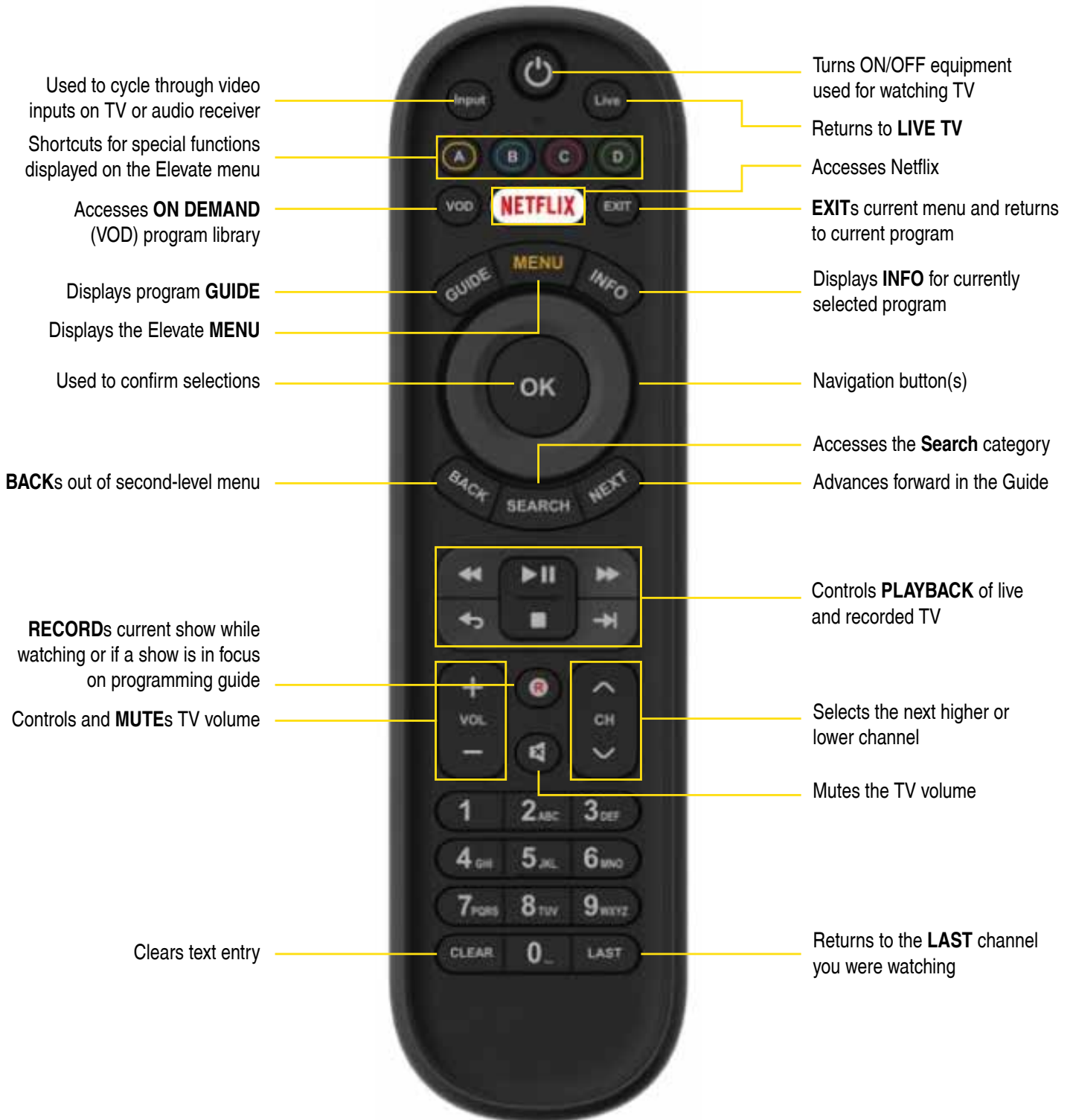
AUX-LIGHTING CONTROLS

COLORADIO VNET 849
 LEVITON 850
 LIGHTOLIER CONTROLS 848
 LITE TOUCH 843 844
 LUTRON 839 841 341
 RAKO 846 847
 X-10 840 842 845

AUX-DIGITAL TO ANALOG CONVERTER BOX

DIGITAL STREAM 609
 SCHMARTZ 648
 SKARDIN 610
 SONY 646 647
 ZENTECH 610
 ZENITH 567

Experience Netflix Remote—Standard Video Service only
URC2135



There are Three ways you can Program your Remote:

- Program your remote using the Popular Brands Method.
- Program your remote using the Direct Code Entry Method.
- Program your remote using the Code Search Method.

Popular Brands Method

1. Turn on all of the devices that you wish to control.
2. Press and hold **OK** (●) and **MUTE** (🔇) until the **POWER** (⏻) button blinks twice.
3. Press **A** (●) (yellow) for TV or **B** (●) (blue) for audio device. The **POWER** (⏻) button stays lit.
4. Find your device and brand from the charts below and note the **Digit** button assigned to your brand.
5. Press and hold down the **Digit** button for your device/brand.

TV			
Digit	Brand	Digit	Brand
1	Insignia/Dynex	6	Samsung
2	LG/Zenith	7	Sharp
3	Mitsubishi	8	Sony
4	Panasonic	9	Toshiba
5	Philips/Magnavox	0	Vizion

Audio			
Digit	Brand	Digit	Brand
1	Bose	6	Philips
2	Denon	7	Pioneer
3	LG	8	Samsung
4	Onkyo	9	Sony
5	Panasonic	0	Yamaha

- If your brand does not appear in the brand chart, perform set up using either **Direct Code Entry** or **Code Search**.

6. Let go of the key when your device turns off. Setup for that device is complete.

- If the **POWER** button blinks 2 times, you have successfully programmed your device. If the **POWER** button has 1 long blink, your device did not program.

Direct Code Entry Method - TV

1. Press **A** (●) (yellow) button.
2. Press and hold **OK** (●) and **MUTE** (🔇) until the **POWER** (⏻) button blinks twice.
3. Enter the first TV code for your TV brand from the code list.
4. Press the **POWER** (⏻) button to test TV control.

- If the TV turns off, setup is complete. If the TV does not turn off, repeat process using the next code for your TV brand.

TV Setup code Number

Direct Code Entry Method - Audio

1. Press **B** (●) (blue) button.
2. Press and hold **OK** (●) and **MUTE** (🔇) until the **POWER** (⏻) button blinks twice.
3. Enter the first audio code for your audio brand from the code list.
4. Press the **POWER** (⏻) button to test audio control.

- If the device turns off, setup is complete. If the device does not turn off, repeat process using the next code for your audio device brand.

Audio Setup code Number

Code Search Method

1. Press and hold **OK** (●) and **MUTE** (🔇) until the **POWER** (⏻) button blinks twice.
2. Press **A** (●) (yellow) for TV or **B** (●) (blue) for audio device. The **POWER** (⏻) button stays lit.
3. Press and hold down the **OK** (●) button.
4. Let go of the **OK** (●) button when your device turns off.

To find the exact code for your device, use the CODE FINDER feature at www.urcsupport.com.

Setting Volume Controls

1. Press and hold **OK** (●) and **MUTE** (🔇) until the **POWER** (⏻) button blinks twice.
2. Press the **VOL +** (⏮) button.
3. Press **A** (●) (yellow) for TV or **B** (●) (blue) for audio device.

- Volume functions default to control the TV. Follow the above steps if you wish to use an audio device for volume control.



Locking Input Switch to one Device

1. Press and hold **OK** (power) and **MUTE** (mute) until the **POWER** (power) button blinks twice.
2. Press the **Input** (input) button.
3. Press **A** (yellow) for TV or **B** (blue) for audio device.

Setting Master POWER Button

1. Press and hold **OK** (power) and **MUTE** (mute) until the **POWER** (power) button blinks twice.
 2. Press the **POWER** (power) button.
 3. Press the letter button that corresponds to each device you wish to turn on when watching cable TV. (i.e. **A** (yellow) for TV or **B** (blue) for audio device.)
 4. Press and hold **MUTE** (mute) until the **POWER** (power) button blinks twice.
- Pressing the **POWER** button turns your home theater equipment ON or OFF.

Troubleshooting

Problem: POWER button does not blink when button is pressed.

Solution: Replace batteries.

Problem: POWER button blinks, but remote does not control my equipment.

Solution: Press correct button and point remote at equipment you need to control.

Problem: Tried all codes for my brand of device and none work.

Solution: Try CODE SEARCH Method or go to www.urcsupport.com for model-based search.

Problem: I want to switch VOLUME LOCK from AUD to TV control.

Solution: Follow Setting Volume Controls instructions above, but press TV mode button instead of AUD mode button.

EXPERIENCE NETFLIX CODES

AUDIO - AMPLIFIER

DENON 2706, 2134
 DURABRAND 1568
 HALCRO 1934
 HARMAN/KARDON 0892, 3045
 LEFT COAST 0892
 LEFT COAST PRODUCTS 0892
 MARANTZ 2138, 0892, 1892
 MEMOREX 1568
 OPTIMUS 0823
 PARASOUND 1934
 PHILIPS 0892
 PIONEER 0823
 POLK AUDIO 0892
 RCA 0823
 REGENT 1568
 SONY 3903

AUDIO - ACCESSORY

AUDIO SOLUTIONS 3622
 AUDIOSOURCE 3721
 CURTIS 3942
 DEFINITIVE TECHNOLOGY 3645
 DENON 2502
 DYNAVOX 3231
 HAIER 3516
 HARMAN/KARDON 3756, 3517
 ILIVE 3175
 INSIGNIA 3951
 JBL 3756, 3535
 JVC 3049
 KLIPSCH 3915
 LG 3217
 MARTIN LOGAN 3526
 ONKYO 3326
 PANASONIC 3409, 3767
 PHILIPS 3962, 3282, 2675
 PINNACLE SPEAKERS 3774, 3728
 PIONEER 3956
 POLK AUDIO 3429
 PROFICIENT 3661
 SAMSUNG 2660
 SHARP 3736, 3097
 SONOS 3919
 SONY 2610
 SPEAKERCRAFT 3661
 TOSHIBA 3627
 VIZIO 2454
 YAMAHA 2116, 3917, 2021
 ZVOX 2332, 3913, 2334

AUDIO - RECEIVER CODES

AIWA 0121, 1641, 0158, 0189, 1089
 ALCO 1390
 AMC 1077
 ANAM 1609
 ANTHEM 3294
 ANTHEM STATEMENT 3294
 APEX DIGITAL 1257

ARCAM 1189, 0189
 AUDIOTRONIC 1189
 AUDIOVOX 1390
 BOSE 1933, 1629, 3959, 1229, 1357
 CARVER 0189, 0121, 1089, 1189
 COBY 1389, 2748, 2698, 3218
 CURTIS 1389
 DENON 2857, 1360, 2516, 3347,
 1460, 2820, 3380, 2279, 3001
 DYNEX 2971
 EPWORTH 0121, 1641, 0158, 0189,
 1089
 FISHER 1801
 GARRARD 0463
 GATEWAY 1567, 1517
 GE 3297
 GENERAL ELECTRIC 3297
 GO VIDEO 1295
 GPX 3214
 HARMAN/KARDON 2241, 0110,
 1304, 2443, 3418, 0891, 0189, 2670,
 1306
 HITACHI 1801
 INSIGNIA 2175, 1030, 2169, 2472,
 1751, 2929, 2966, 3210, 1077, 2126
 INTEGRA 1805, 2730, 1320, 2503,
 0135, 1298
 JBL 1306, 2241, 0110
 JENSEN 1389
 JVC 1676, 1374, 2040, 2331, 1495,
 2239, 1871, 3115, 3274
 KENWOOD 1570, 1313, 1293
 KLH 1390
 LG 2676, 2197, 2284, 3285, 1293
 LINN 0189
 MAGNAVOX 0189, 1089, 1269, 1189,
 1831
 MARANTZ 1289, 2114, 0189, 1189,
 1089, 1269
 MCINTOSH 1289
 MICROMEGA 1189
 MUSICMAGIC 1089
 MYRYAD 1189
 NAKAMICHI 1313
 NEXXTECH 1751
 NORCENT 1389, 1751
 NOVA 1389
 ONKYO 1805, 0135, 1320, 2730,
 2503, 1298
 OPTIMUS 1023
 PANASONIC 2967, 1548, 1275, 1288,
 1633, 2221, 2452, 3055, 3309, 1763,
 3111, 1764, 2745, 1316, 2105, 1518,
 1308, 1676
 PHILCO 1390, 1831
 PHILIPS 0189, 1831, 1269, 2459,
 0891, 2289, 1266, 2311, 1089, 1189
 PIONEER 1123, 1935, 1384, 2432,
 1023, 2612
 POLK AUDIO 1289, 0189, 2270
 PROSCAN 1254

RCA 1254, 2041, 2611, 2655, 2719,
 3297, 1123, 1390, 1609, 3281, 2426,
 1023
 RIO 1869
 SAMSUNG 1868, 2809, 2948, 1500,
 1295, 3154, 2137, 1304
 SANSUI 0189, 1089
 SANYO 1801
 SHERWOOD 1077, 1567, 1905, 1517,
 1653, 3120, 2169
 SHERWOOD NEWCASTLE 1567,
 2169
 SONIC BLUE 1869
 SONY 0158, 1058, 1622, 1759, 2172,
 1441, 1822, 1758, 2475, 2522, 1258,
 1658, 2860, 2671, 3257, 1858, 2216,
 1558, 3372, 3456
 STEREOPHONICS 1023
 SUNFIRE 1313
 TEAC 0463, 1390
 TECHNICS 1308, 1633, 1518
 THORENS 1189
 TOSHIBA 1788, 1123
 VENTURER 1390
 WARDS 0158, 0189
 YAMAHA 2467, 0176, 1276, 2061,
 3580, 0376, 3030, 1815, 1376, 3267,
 3313, 1331, 1375, 2471, 3270
 ZENITH 1293, 2197, 1869

TV

3M 0724
 ACCURIAN 1803
 ACER 1339
 ADMIRAL 0093, 0463
 ADVENT 0761, 1570
 AFFINITY 3717, 3577, 3716, 3870
 AIWA 1362
 AKAI 0702, 1675, 0812, 1385, 1903,
 1935, 0765
 AMERICA ACTION 0180
 ANAM 0180
 ANTHEM 1633
 ANTHEM STATEMENT 1633
 AOC 1589, 3720, 1365, 2014, 2087,
 2621, 1590, 2479, 3707, 1089
 APEX DIGITAL 0765, 2397, 0748,
 1217, 0890
 ARIO 2397
 ASTAR 1738, 1531
 ASUS 3340
 ATVIO 3636
 AUDIOVOX 1865, 0875, 1564, 1951,
 1868, 2413, 0846, 1958, 0180, 0802,
 1276, 1766, 1769, 2121, 1937, 3065,
 0451, 0623, 1803, 2513, 3410
 AUMARK 0060
 AURIA 2087, 2014, 2277
 AVENTURA 0171
 AVOL 3118
 AXION 1937, 1958

BELL & HOWELL 0154
 BENQ 1315
 BERKSHIRE 0047
 BLU:SENS 2735
 BOXLIGHT 0724
 BRADFORD 0180
 BRILLIAN 1007
 BROKSONIC 0463, 1935, 1911,
 1892, 1938
 CARVER 0054
 CCE 0623
 CELERA 0765
 CHAMPION 1362
 CHANGHONG 0765
 CINEON 3951
 CITIZEN 0060, 1935
 CLARION 0180
 CLARIS 3807
 COBY 3478, 2315, 3627, 2344, 2306,
 2314, 2345, 1634, 2338, 2326, 2340,
 3629, 1538, 2347, 2348, 3202, 3493,
 2560
 COMMERCIAL SOLUTIONS 0047,
 1447
 CONTEC 0180
 CONTEX 4053
 CORNEA 3677
 CRAIG 0180, 3423
 CROSLEY 0054
 CROWN 0180
 CURTIS 2855, 3577, 2466, 3895,
 2352, 2397, 3939, 4035, 3636, 1326,
 1314, 2859, 3154, 3382, 3595, 3717
 CURTIS MATHES 0060, 0451, 0702,
 1661, 0054, 0047, 0093, 0145, 0154,
 1347, 1959
 CXC 0180
 CYTRON 1326
 DAEWOO 1661, 0623, 0451, 0661,
 1909,
 0154
 DELL 1403, 1863, 1264, 2491, 1080
 DENON 0145
 DIGITAL LIFESTYLES 1765
 DISNEY 1892, 1665
 DUKANE 0724, 1398
 DUMONT 0017
 DURABRAND 0463, 0171, 1570,
 1665, 0178, 0180
 DYNEX 2049, 1463, 1785, 2184
 ELECTROGRAPH 1755
 ELECTROHOME 0463, 1570, 1670
 ELECTRON 2466, 2855
 ELEKTRA 0017, 1661
 ELEMENT 3559, 1687, 2183, 2964,
 3907, 1886
 ELITE 3867
 EMERSON 1394, 1864, 0463, 0171,
 1963, 0180, 1913, 1886, 0178, 1944,
 3623, 1911, 0623, 1661, 2183, 1665,
 0451, 1909, 0154, 3559



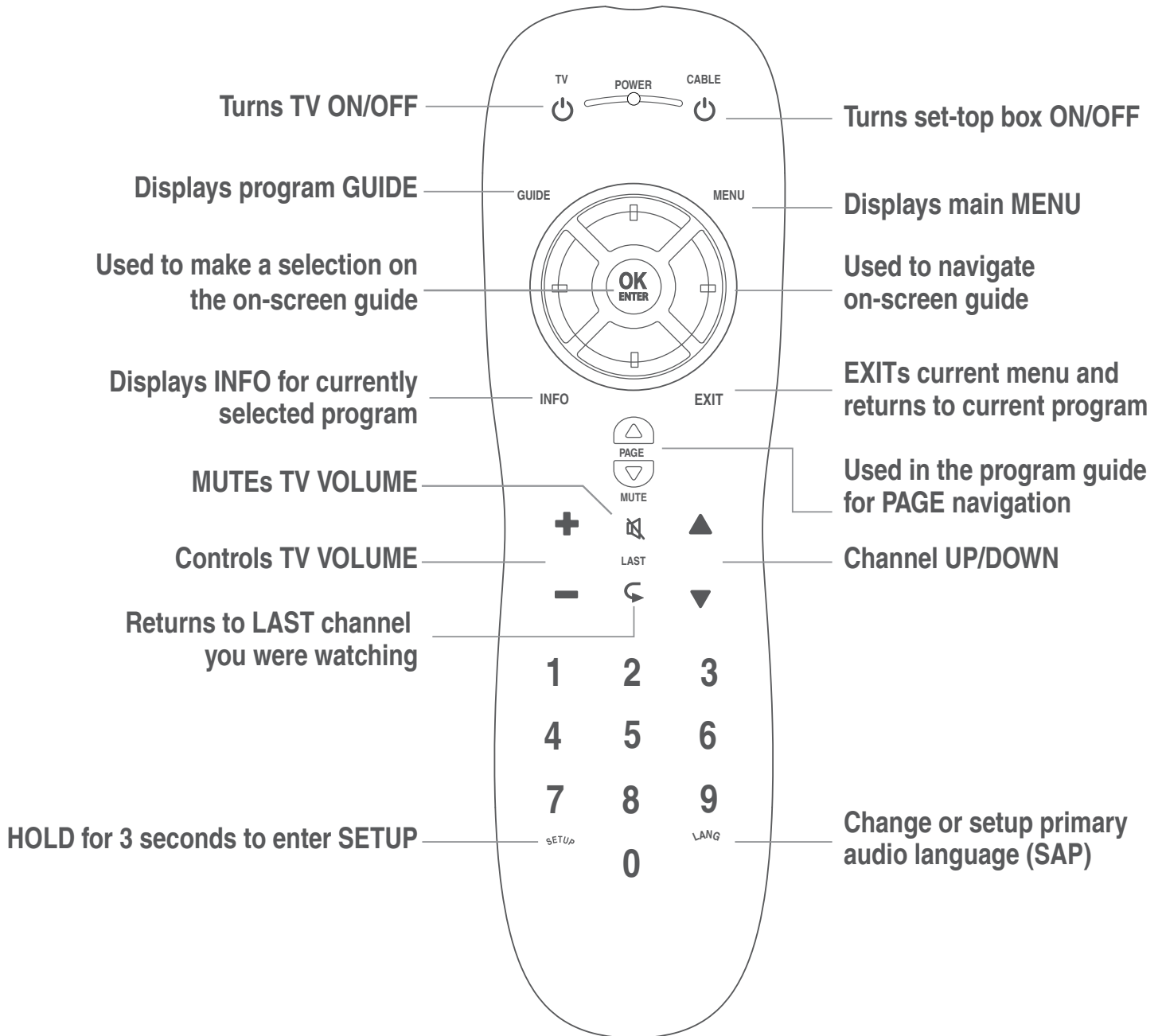
EMPRES 1422, 1765
ENVISION 1589, 1365, 2087, 2014, 2621
EPSON 1290, 1122
EPWORTH 1362
EQD 2014, 2087, 2277
EQD AURIA 2014, 2087, 2277
ESA 0812, 0171, 1944, 1963, 1913
FAVI 3382
FISHER 0154, 1362
FLUID 2964, 3907
FUJITSU 0809, 0683
FUNAI 0171, 0180, 1271, 1394, 1963, 1864, 1904
FUTURETECH 0180
GATEWAY 1755, 1756
GE 0047, 0451, 1547, 1447, 1347, 0051, 0178, 0765
GENERAL ELECTRIC 0047, 0451, 1547, 1447, 1347, 0051, 0178, 0765
GFM 0171, 1665, 1963, 1886, 1864, 1865
GIBRALTER 0017
GO VIDEO 0060
GOLDSTAR 0178
GPX 3980, 3977, 3196, 2617
GRUNDIG 0683
GRUNPY 0180
HAIER 1749, 2309, 1748, 3382, 1753, 3987, 3429, 2293, 1570, 3204
HALLMARK 0178
HANNSPREE 1348, 2786, 1351
HARLEY DAVIDSON 1904
HARMAN/KARDON 0054
HARVARD 0180
HAVERMY 0093
HELIOS 0865
HELLO KITTY 0451
HEWLETT PACKARD 1642, 1089
HIMITSU 0180
HISENSE 3519, 2183, 1660, 2098, 1314, 0748, 3382
HITACHI 1643, 0145, 1145, 0724, 1345, 3382, 0679, 2756, 1904
HITEKER 3118
HP 1642, 1089
HYUNDAI 3418
ILO 1665, 1684, 1990, 1603, 1463, 1286, 1394
INFINITY 0054
INFOCUS 3482
INITIAL 1990, 1603
INSIGNIA 2049, 1641, 1564, 1326, 1785, 1892, 2002, 1204, 1423, 1517, 0171, 0463, 1385, 1660, 1963, 2184, 2416, 2417, 2432, 2751
INTEQ 0017
IRIS 2189
ISYMPHONY 3429, 3382, 3118, 3094
JBL 0054
JC PENNEY 0047, 0060, 1347, 0051, 0178, 0156
JCM 2189, 2256
JENSEN 1326, 3204, 0761, 2541
JVC 1774, 1253, 1601, 0053, 2321, 2271, 1633, 1923, 3854, 3841, 1570, 1670, 0650, 0683, 2264, 0463, 1892
KDS 1498, 1687
KEC 0180
KLH 0765
KOLIN 1240
KONKA 1385
KOST 1483
KTV 0180
LEGEND 2397, 2309
LG 2731, 1423, 2358, 0178, 3941, 3397, 2424, 1265, 3979, 2834, 2864, 2612, 0017
LG ALPS 2358
LLOYD'S 1904
LODGINGSTAR 3147
LXI 0154, 0047, 0156, 0178, 0017, 0054, 1347
MAG 1687, 1498
MAGNASONIC 1913
MAGNAVOX 3623, 1454, 2372, 2597, 0054, 1866, 1913, 1944, 1963, 1455, 1990, 3708, 0171, 1365, 1931, 2902, 0051, 0802, 1755, 1867, 1904
MARANTZ 0054, 1398, 0704, 1454
MATSUSHITA 0051, 0250, 0650
MAXENT 1755, 1757
MB QUART 1868
MEGATRON 0145, 0178
MEMOREX 0463, 1911, 1570, 1670, 1938, 0178, 1892, 1665, 1785, 1903, 0060, 0150, 0154, 1687, 1924, 1927
MGA 0150, 0178
MICROTEK 3951
MIDLAND 0017, 0047, 0051
MINTEK 1603, 1990
MISAKAI 0171
MITSUBISHI ELECTRIC 1250, 0150, 1797, 0178, 2010, 0093
MOTOROLA 0093
MTC 0060
MULTITECH 0180
NAD 1156, 0156, 0178
NAXA 2104, 2735, 3154, 3382, 3423
NEC 1797, 1704, 1398, 0704, 2293
NETTV 1755
NEW ACOUSTIC DIMENSION 1156, 0156, 0178
NEXUS 3519
NEXUS ELECTRONICS 2183
NIKKO 0178, 0017, 0047, 1347, 0154, 0156
NORCENT 1365, 1589, 0748, 1089, 1590
NORWOOD MICRO 1286
NUVISION 2158
ÖLEVIA 1610, 1240, 1331, 1144
ONWA 0180
OPTIMUS 0250, 1927, 1913, 1924, 0154, 0650, 0679
OPTIQUE 2189
OPTONICA 0093
ORION 0463, 1911, 1463, 1938, 1892, 3540
PANASONIC 1480, 1291, 0250, 0650, 2264, 0051, 1941, 1927, 1947, 1924, 1310, 0047, 0053, 0054, 0060, 0093, 0145, 0150, 0154, 0156, 0178, 1271, 1290, 1347
PARK 2104
PENNEY 0047, 0060, 1347, 0051, 0178, 0156
PHILCO 0054, 0171, 1665, 1963, 1271, 1394
PHILIPS 1867, 2372, 1454, 1455, 2597, 2374, 3623, 0690, 1744, 1866, 2622, 0054, 0017, 0171, 1944, 1365, 1990, 1394, 1483, 2902
PIONEER 0679, 1260, 1457, 1398, 1633
PLANAR 0679, 1589
POLAROID 1523, 1769, 1498, 1276, 1538, 1385, 1767, 3942, 4035, 1687, 2121, 0765, 0865, 1314, 1766, 1286, 1326, 2002, 1524
PORTLAND 1661, 0451
PRIMA 1753, 1785, 0761, 1749
PRISM 0051
PROSCAN 0047, 1447, 3577, 3382, 2183, 2256, 3717, 3636, 3895, 4035, 3939, 1347, 2147, 4053, 2746, 3429, 3907, 3953
PROTON 0178
PROVIEW 1687, 1498
PULSAR 0017
PYLE 2196, 2641
PYLE HOME 2196
QUANTUMFX 3593, 2337
QUASAR 0051, 0250, 1291, 1927, 1924, 0650
RADIOHACK 0180, 0178, 1904, 0154, 0047
RCA 2746, 2434, 2932, 1447, 0047, 1547, 1347, 3577, 2247, 3382, 3717, 1781, 3895, 2187, 3636, 3939, 2183, 2855, 0679, 3147, 1661, 1953, 1958, 1959, 4035, 4053, 0093, 1385, 1868, 1911, 2002, 3938, 0051, 0090, 1670, 3894
REALISTIC 0154, 0180, 0178
RUNCO 1398, 0017
SAMPO 1755
SAMSUNG 2051, 0812, 0702, 0060, 1959, 0766, 1903, 1060, 2722, 0650, 0814, 0178
SANSUI 0463, 1892, 3540, 1911, 1670, 1935, 1463, 3564, 1938, 1409, 4053, 3377, 0171, 1904, 3559
SANYO 1142, 0154, 0799, 1362, 1785, 1480, 0054, 0088
SCEPTRE 2528, 2337, 1217, 1360, 0878, 1599, 2506
SCOTCH 0178
SCOTT 0178, 1711, 0180
SEARS 0154, 0054, 0156, 0047, 0171, 0178, 1007, 1547, 1904
SEIKI 3953, 2964, 3559, 3382, 3560, 0178
SEIKO EPSON 1290, 1122
SELECO 1351
SENS 1749, 1865
SHARP 0093, 2360, 0818, 1602, 3867
SHENG CHIA 0093
SHERWOOD 3061
SIGMAC 3477, 3423
SIGNATURE 0054
SIGNATURE2000 0054
SILO 3794, 3477
SILO DIGITAL 3794, 3477
SOLÉ 1483
SONY 0810, 0834, 1300, 1685, 1904
SOUNDESIGN 0178, 0180
SOYO 1520
SPECTRONIQ 1498, 1687
SQUAREVIEW 0171
SSS 0180
STARLITE 0180
SUNBRITETV 2337, 1610, 2528
SUPERSCAN 0864, 1944, 0093, 0171
SUPERSONIC 3593, 3154, 2104, 1753, 3595, 3204, 3894
SVA 0748, 0865, 1963
SYLVANIA 1864, 1886, 0171, 0054, 1963, 1944, 1913, 1394, 1665, 1271, 1314, 1931
SYMPHONIC 0171, 1913, 1944, 1963, 1394, 0180, 1904
SYNTAX 1610, 1240, 1144, 1331
TANDY 0093
TATUNG 1286, 1756
TCL 2434, 3183
TECHNICS 0051, 0250, 0017, 0047, 1347, 0650
TECHWOOD 0051
TEKNIKA 0054, 0180, 0060, 0150
TELEFUNKEN 0702
THOMAS 1904
THOMAS AMERICA 1904
TMK 0178
TNCI 0017
TOSHIBA 1524, 2724, 1656, 0156, 1156, 0822, 1256, 2006, 1935, 1936, 1945, 2684, 3945, 0832, 1704, 1959, 0650, 1369, 0060, 1265, 0154
TOSHINAER 3576
TRUTECH 1665, 1723
TVS 0463
US LOGIC 1286
VENTURER 1868, 1865



VEOS 1007
VICTOR 0053
VIDIKRON 1398, 1633, 0054
VIDTECH 0178
VIEWSONIC 2014, 3706, 2087, 0724,
0864, 1330, 1627, 1640, 1755, 2049,
2277, 2111, 0857, 0885, 1542, 1564,
1578, 1742, 1365
VIORE 2352, 3382, 3118, 3429, 2104,
3094, 1684, 3159, 3594, 3154
VISIONQUEST 3380, 1738, 3154
VIVITEK 1369
VIZIO 3758, 1758, 2707, 2757, 2512,
1756, 0864, 0885
VUON 3418
WARDS 0054, 0178, 0017, 0156,
0047, 0051, 1156, 1347, 0060, 0154,
0180
WAYCON 0156
WESTINGHOUSE 1712, 3579, 3382,
0885, 1300, 1577, 2293, 3094, 3470,
0889, 0890, 1282, 2397, 3908, 0451,
0463, 1217
WHITE WESTINGHOUSE 0623,
1661, 1909, 0463, 1913
WYSE 1365
XOCECO 1753, 1785, 0761, 1749
ZENITH 0017, 0178, 1145, 1265,
1911, 1423, 0145, 2612, 1661, 2731,
1365, 1909, 2358, 1463, 0047, 0463,
1904





Motorola HD-uDTA Remote—Standard Video Service Only



Your remote control is simple to program, easy-to-use, and can operate two (2) electronic devices, which include:

- HD-uDTA - Motorola HD (High-Definition) Universal Digital Transport Adapter
- TV - Television

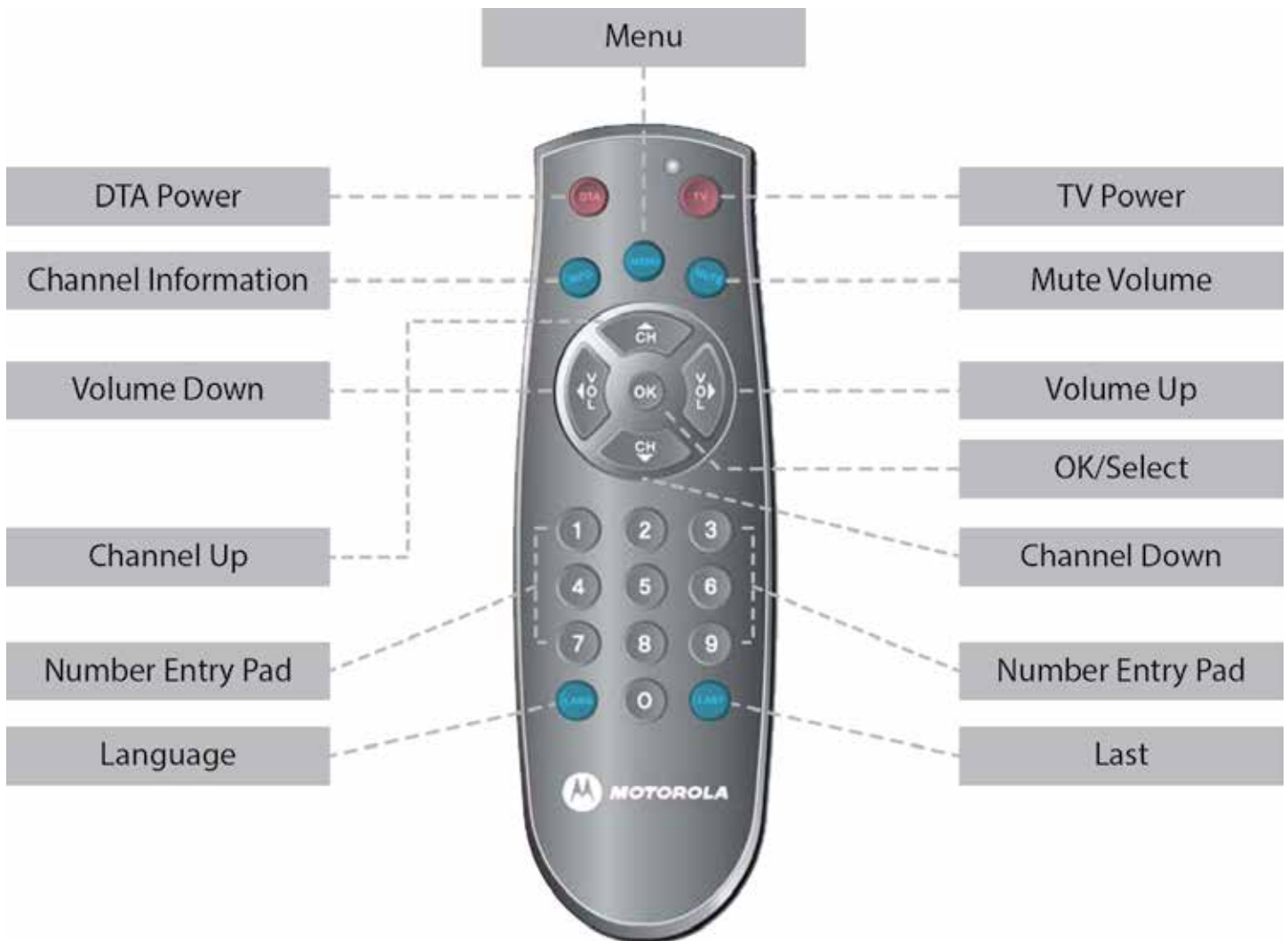
1. Turn on the TV by pressing the **POWER**  button on your television set.
2. On your remote, press **SETUP** until LED blinks twice.
3. Pressing the **TV POWER** , the LED should remain on.
4. Press the numbered button listed for your TV brand (example: press the **6** button for all Samsung TVs).
 - **1** = Insignia/Dynex
 - **2** = LG/Zenith
 - **3** = Mitsubishi
 - **4** = Panasonic
 - **5** = Philips/Magnavox
 - **6** = Samsung
 - **7** = Sharp
 - **8** = Sony
 - **9** = Toshiba
 - **0** = Vizio
5. Let go of the numbered key when your TV turns off and setup is complete.

- Before you can use your remote control, it must be programmed (setup) to operate your TV. Two (2) blinks from the LED light means setup was a success, one (1) long blink means setup was not successful. If your TV screen is blank or you have no sound, you may have not completed all of the installation and activation steps. Please ensure each step of the installation and activation has been completed. If problem(s) still persist, please contact Wizards Technical Support at (877) 457-9669.



ACCURIAN 1803
ACTION 0873
AKAI 1207, 1675, 1676,1688, 1689,
1692,1935, 2232
AMERICA ACTION 0180
ANAM 0180
AOC 1365, 1590, 2014, 2087, 2402,
2621
AOMNI 1623
APEX DIGITAL 0890, 1217, 2397
ASTAR 1531, 1738
AUDIOVOX 0180, 0802, 0846,
0875, 1564, 1803,1951, 2121, 3065
AVENTURA 0171
BENQ 1032, 1315
BRADFORD 0180
BROKSONIC 1935
CANDLE 0186
CARVER 0170
CASIO 1205
CITIZEN 0186, 1935
CLARION 0180
COBY 1538, 1634, 2017, 2306, 2314,
2315, 2326, 2338, 2340, 2344, 2345,
2348,3202
COMMERCIAL SOLUTIONS 1447
CONTEC 0180
CRAIG 0180
CROWN 0180
CURTIS 2352, 2397, 2855,2859
CURTIS MATHES 1661
CXC 0180
DAEWOO 0661, 1661
DELL 1080
DENSTAR 0628
DIGITAL LIFESTYLES 1765
DISNEY 1665, 1892
DURABRAND 0171, 0178, 0180,1665
DYNEX 1463, 1785, 2049
ELECTROGRAPH 1623, 1755
ELECTROHOME 1670
ELEMENT 1687, 2183
EMERSON 0171, 0178, 0180, 1394,
1661, 1665,1864, 1963
EMPRES 1422, 1765
ENCROSS 0876
ENVISION 0813, 1365, 2014,2087
ESA 0171, 1963
FUJITSU 0186, 0683, 0809
FUNAI 0171, 0180, 1963
FUTURETECH 0180
GATEWAY 1755, 1756
GE 0178, 1447
GFM 0171, 1665, 1864,1963
GO VIDEO 0886
GOLDSTAR 0178
GPX 2693
GRUNDIG 0683
GRUNPY 0180
HAIER 1753, 2293, 2494, 2690, 3204
HALLMARK 0178
HANN.S G 1783
HANNSPREE 1348, 1745, 1783
HARVARD 0180
HELIOS 0865
HEWLETT PACKARD 1088
HISENSE 1314, 1660, 2098
HITACHI 0797, 1643
HP 1088
HYUNDAI 0849, 1219, 1294
I-INC 1746
ILO 1286, 1394, 1463, 1603,1665,
1684, 1990
INITIAL 1603, 1990
INSIGNIA 0171, 1204, 1423, 1517,
1564, 1660, 1710, 1785, 1892, 1963,
2049, 2417
IX 0877
JCM 2256
JENSEN 1299
JVC 1601
KDS 1498, 1687
KEC 0180
KONKA 0628
KOST 1483
KREISEN 0876
KTV 0180
LASONIC 3198
LG 0178, 0856, 1423, 1447, 1530
LITEON 1088
LODGINGSTAR 3147
LXI 0156, 0178
MAG 1498, 1687
MAGNAVOX 0171, 0186, 0706, 0802,
1198, 1365, 1454, 1755, 1867,
1963, 1990
MARANTZ 0704, 1398, 1454
MAXENT 1211, 1755, 1757
MEGATRON 0178
MEMOREX 0150, 0178, 0877, 1665,
1670, 1785, 1892, 2739
MGA 0150, 0178
MINTEK 1603, 1990
MITSUBISHI 0150, 0178, 1250, 1797
MULTITECH 0180
NAD 0156, 0178
NAXA 2104, 3154
NEC 0170, 0704, 0876, 1398, 1797,
2026
NETTV 1755
NEXUS ELECTRONICS 2183
NIKKO 0178
NORCENT 0824, 1365, 1590, 1591,
1745
NORWOOD MICRO 1286, 1303
OLEVIA 1144, 1610
ONWA 0180
OPTOMA 1348
ORION 1463
PANASONIC 1480
PARK 2104
PENNEY 0156, 0178
PHILCO 0171, 1394, 1665, 1963
PHILIPS 0171, 1394, 1454, 1483,
1867
PIONEER 1398, 1457
PLANAR 1496
POLAROID 0865, 1286, 1314, 1328,
1498, 1538, 1687, 2063,2121
PORTLAND 1661
PRIMA 1753, 1785
PROSCAN 1447, 2147, 2183, 2256
PROTON 0178
PROTRON 1320
PROVIEW 1498, 1687
RADIOSHACK 0178, 0180
RCA 1447, 1661, 1781, 2434, 2746,
2932, 3147
REALISTIC 0178, 0180
REVOLUTIONHD 1623
RUNCO 1398
SAMPO 1755
SAMSUNG 0178, 0766, 0814, 1060,
2051
SANSUI 0171, 1409, 1463, 1670,
1892, 1935
SANYO 1142
SCEPTRE 0878, 1217, 1360, 1599,
2337
SCOTCH 0178
SCOTT 0178, 0180, 1711
SEARS 0156, 0171, 0178
SHARP 0818, 2402
SHERWOOD 1399
SIMPSON 0186
SKYWORTH 1799
SOLE 1377, 1483, 1530, 1623
SONY 0810, 1685
SOUNDESIGN 0178, 0180, 0186
SOVA 1320
SOYO 1520, 1746, 1826, 1828
SPECTRONIQ 1498, 1687
SQUAREVIEW 0171
SSS 0180
STARLITE 0180
SUNBRITETV 1435, 1610, 2337
SUPERSCAN 0864
SUPERSONIC 1753, 2104, 3154,
3204
SVA 0865, 1963
SYLVANIA 0171, 1314, 1394, 1665,
1864, 1963
SYMPHONIC 0171, 0180, 1394
SYNTAX 1144, 1610
TATUNG 1286, 1756, 2496
TCL 2434
TEKNIKA 0150, 0180, 0186
TMK 0178
TOSHIBA 0156, 1343, 1369, 1524,
1743, 1935
TRUTECH 1665, 1723
US LOGIC 1286, 1303
VIDIKRON 1398
VIDTECH 0178
VIEWSONIC 0797, 0864, 0885, 1330,
1365, 1564, 1578, 1627, 1742, 1755,
2014, 2049, 2087, 2277
VIORE 1207, 1684, 2104, 2352, 3094,
3118
VISART 1336
VITO 1320
VIZIO 0864, 0885, 1756, 1758, 2707
WARDS 0156, 0178, 0180, 0186
WAYCON 0156
WESTINGHOUSE 0885, 0890, 1217,
1282, 2195, 2293, 2499
WHITE WESTINGHOUSE 1661
WYSE 1365
YAMAHA 0797
ZENITH 0178, 1365, 1423, 1661

Motorola DTA100 Remote—Standard Video Service Only








Your remote control is simple to program, easy-to-use, and can operate two (2) electronic devices, which include:

- DTA100 - Motorola Digital Transport Adapter
- TV - Television

- Before you can use your remote control, it must be programmed (set-up) to operate your TV.

Point and Press® Programming

1. Turn on the TV by pressing the **POWER**  button on your television set.
2. On your remote, press **OK** and then **MUTE**  button together until the LED illuminates.
3. Press and hold the **CH ▲** button until one device turns off. While you are pressing the **CH ▲** button, the LED will blink. As soon as one device turns off, release the **CH ▲** button.
4. Press **MUTE**  on your remote control:
 - a. If the TV turns back on, press **OK** on the remote to lock in this code. The LED will blink and go out.
 - b. If the TV does not turn back on, press **CH ▼** one step at a time until that device turns back on. Each time you press the **CH ▼** button, the LED will blink. Once you have found a code that turns the device on/off, press **OK** to lock in this code. The LED will blink and go out.

- If the Point and Press® Programming method does not work, please refer to the Programming And Operating Instructions code book provided in the installation kit you have received. Follow step 4: Programming Your TV-Code-Entry Programming.

Enter your code here for easy reference

If the **Programming And Operating Instructions** code book was not provided in your installation kit or you no longer have it, please visit www.hbc.com/support to download the Standard Customer Handbook online. If your TV screen is blank or you have no sound, you may have not completed all of the installation and activation steps. Please ensure each step of the installation and activation has been completed. If problem(s) still persist, please contact HBC at **(507) 474-7000**.

Important Handling and Installation Instructions:

- Install the DTA100 away from heat sources such as radiators, heat registers, and stoves.
- Do not operate the DTA100 in extreme weather conditions.
- Do not place the DTA100 in an enclosed area where the cooling vents are blocked or impede the flow of air through the ventilation openings.
- Position the DTA100 with at least 3 inches of space on all sides.
- Place the DTA100 on a flat surface that is not prone to vibration or impact.
- Do not install the DTA100 in an area where condensation occurs.

MOTOROLA DTA100 REMOTE

TV

ACER 454 728
 ADMIRAL 026 027 028 029 054 211 213 408
 ADVENT 047 072 094 425 447 463
 ADVENTURA 047
 AIKO 015 051 391
 AIWA 214 471
 AKAI 020 053 462 473 522 524 547 572 586
 ALLERON 211 395
 AMARK 023 215
 AMSTRAD 157
 AMTRON 168 400
 ANAM 044 168 217 218 219 220 221 222 223 400 403
 AOC 053 073 108 384 573 587
 APEX 030 038 427
 ASTAR 462
 AUDIOVOX 168 191 220 400 465 659
 BELCOR 073
 BELL AND HOWELL 211 213 355 388 736
 BEN Q 454 820
 BRADFORD 168 400
 BRILLIAN 792
 BROKSONIC 165 167 423 434 809
 BROKWOOD 073
 CANDLE 068 073 091 108 385 573 587
 CARVER 072 405 729
 CELEBRITY 020
 CENTURION 095 107 108
 CITIZEN 015 023 051 068 073 091 108 168 211 213 233 355 385 388 391 400 573 587 741
 COBY 558
 COLORTYME 730
 CONCERTO 073 095 108 573 587
 CONTEC/CONY 039 147 168 233 400 732
 CORONADO 023
 CRAIG 168 223 400
 CROSLEY 072 405 598 729
 CROWN 023
 CURTIS MATHES 016 023 054 072 073 107 108 211 213 355 288 405 573 587 606 729 736 741 759 777
 CXC 168 400
 DAEWOO 051 068 073 095 158 159 189 191 194 196 197 198 200 202 204 205 206 207 209 737 741 793
 DAYTEK 583 833 834
 DAYTRON 023 073 095 107 108 573 587 741
 DIMENSIA 759
 DELL 072 094 448
 DIAMOND VISION 563
 DUMONT 049 073 108 573 587

DURABRAND 157
 DYNEX 167 415 424 567 577
 ELECTRO HOME 020 044 073 095 108 403 573 587 739
 ELECTROBAND 020
 ELEKTRA 353
 ELEMENT 459 587
 EMERSON 016 021 023 053 064 073 100 103 108 139 158 159 164 165 166 167 168 169 189 191 211 233 355 387 392 395 400 401 402 403 408 415 424 507 567 573 577 587 590 731 734 736 741 743 744 745 746 748 750 751 754 757 760 761 764 786
 ENVISION 073 095 108 573 587
 ESA 454 456 538
 FISHER 104 355 356 288 736
 FUJITSU 211 395 460 469 560 776 813
 FUNAI 047 048 157 168 211 395 400
 FUTURETECH 168 400
 GATEWAY 426 533
 GE 015 018 042 044 045 049 054 055 068 069 070 073 090 092 095 101 102 103 108 211 213 389 390 396 397 403 406 407 573 587 739 742 755 759 806
 GIBRALTAR 023 048 049 053 068 073 090 095 107 108 233 360 361 573 587
 GO VIDEO 443 562
 GOLDSTAR (LG) 023 053 068 073 090 107 108 233 360 361 424 567 577 587
 GRADIENTE 104
 GRUNDIG 233
 GRUNPY 023 047 073 095 108 233 360 361 384 573 587
 HAIER 053 073 095 108 427 519 573 587 596
 HALL MARK 073 095 108 573 587
 HARVARD 168 400
 HITACHI 023 039 068 073 095 096 097 098 099 100 108 233 393 573 587 732 750 753 756 787 796 801 803 808 814 815 817 819 821
 HP 072
 HYUNDAI 453
 ILO 524 586
 IMA 168 400
 INFINITY 072 405 729
 INITIAL 470
 INKEL 364
 INSIGNIA 167 415 424 450 456 461 462 523 524 567 577 586
 JBL 072 405 729
 JC PENNEY 023 038 039 045 053 068 073 091 092 095 102 108 355 361 384 385 389 390 573 587 739 741 742 755 759 767 795

JCH 020
 JENSEN 062 073 108 461 573 587
 JVC 039 045 104 105 106 233 396 397 410 589 728 732 742 753 763 766
 KAWASHO 020 073 095 108 573 587
 KENWOOD 073 095 108 573 587
 KLOSS NOVABEAM 071 168 400 404
 KMC 023
 KONKA 445 589
 KOSCH 462
 KTV 023 053 064 168 233 366 400 741 770
 KURAZAI 211 213
 LEGEND 169
 LG (GOLDSTAR) 023 053 068 073 090 107 108 233 360 361 384 424 567 577 587
 LODGENET 211 213
 LOGIK 211 213
 LUXMAN 068 073 095 108 573 587
 LXI 024 026 027 028 029 038 072 157 355 388 405 729 736 755 759 773
 MAG 459
 MAGNAVOX (PHILIPS) 023 044 068 071 072 073 089 090 091 092 093 094 095 108 134 233 385 387 390 397 398 403 404 405 419 423 426 456 463 470 472 523 533 549 594 595 685 729 740 783 810
 MAJESTIC 211 213
 MARANTZ 053 072 073 097 098 107 1008 109 405 573 587 729 778
 MATSUI 582 583 585
 MAXENT 426 533 534
 MCINTOSH 555
 MEGATRON 215
 MEMOREX 090 109 211 213 355 384 388 405 423 459 736
 MGA 053 068 073 090 095 104 107 108 109 110 216 384 394 395 398 399 417 573 587 739 790
 MITSUBISHI 053 068 073 090 095 104 107 108 109 110 216 384 394 395 398 399 417 573 587 739 739 790
 MIDLAND 023 045 049 396 049 741 742 755
 MINTEK 470
 MONTGOMERY WARD 022 023 026 027 028 029 053 071 072 108 211 213
 MOTOROLA 026 027 028 029 044 403
 MTC 073 108 384 573 587
 MULTITECH 168 400
 MULTIVISION 738
 NAD 023 773 787
 NEC 028 029 044 068 073 090 108 200 384 403 464 573 587 730
 NET TV 426 822

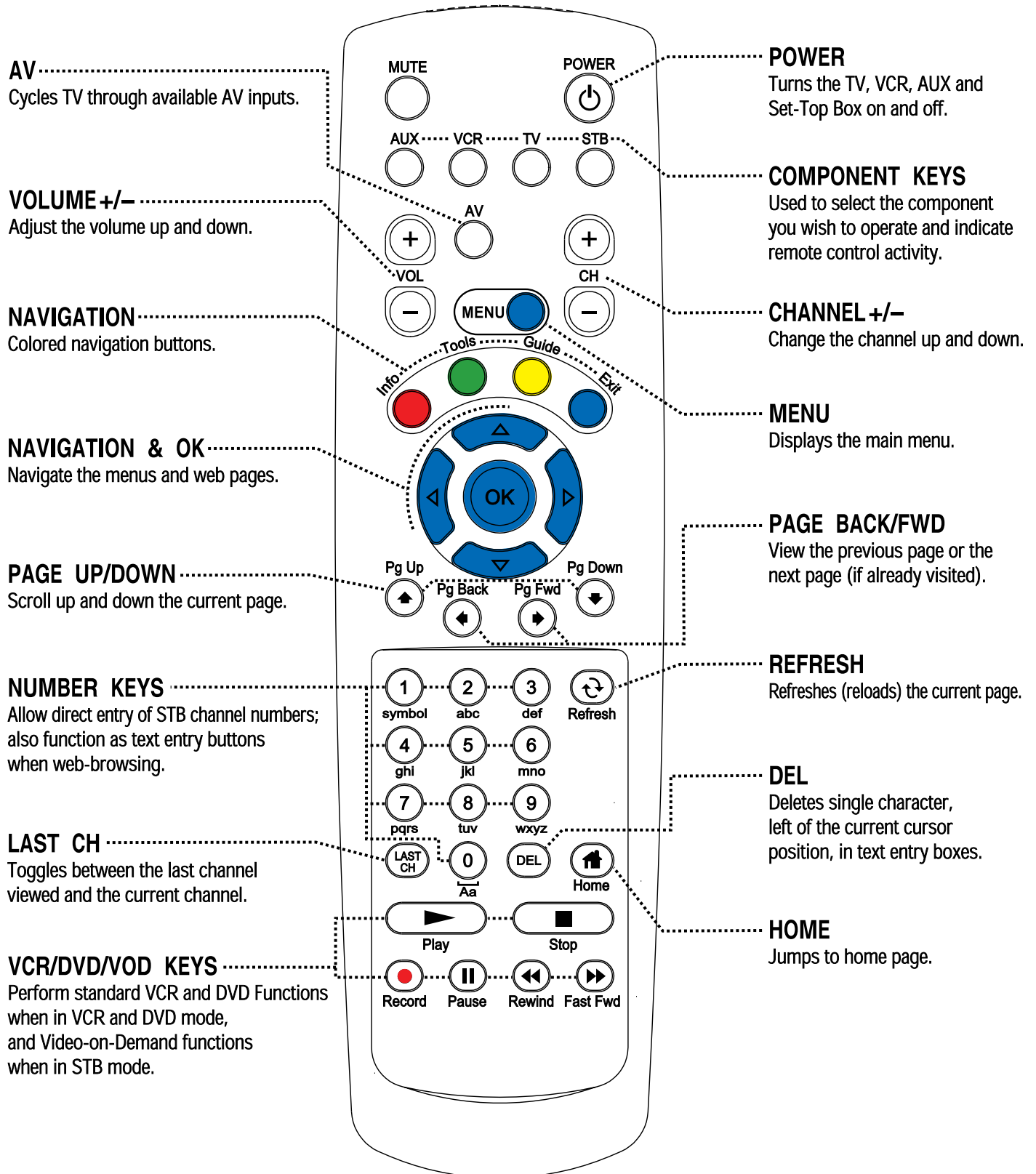
NIKKO 015 051 391
 NORCENT 455 472
 NUVISION 831 832
 NTC 015 051 391
 OLEVIA 073 108 519 541 587
 ONWA 168 400
 OPTIMUS 787
 OPTONICA 022 026 027 028 029
 ORION 019 159 160 161 162 163 382 423 424 558
 PANASONIC 042 043 044 045 046 403 419 423 429 631 742 771 829
 PHILCO 023 044 053 068 071 072 073 091 093 095 108 233 384 385 403 404 405 463 573 587 729
 MAGNAVOX (PHILIPS) 023 044 068 071 072073 089 090 091 092 093 094 095 108 134 233 385 387 390 397 398 403 404 405 419 423 426 456 463 470 472 523 533 549 594 595 685 729 740 783 810
 PILOT 023 073 094 108 233 573 587 741
 PIONEER 019 073 100 108 111 144 383 551 573 587 747 750 780 785 787 789 826
 PLANAR 474
 PLASMASYNC 778
 POLAROID 384 394 459 465 805 811
 PORTLAND 015 023 051 068 073 108 384 391 573 587 741
 PRIMA 072
 PRISM 045 742
 PROSCAN 055 070 578 726 755 759
 PROTON 073 090 108 233 371 372 467 573 587 749
 PROTRON 457 467
 PROVIEW 459
 PULSAR 049 073 108 573 587
 QUASAR 043 044 045 046 403 742 752 770 771
 RADIO SHACK 022 023 046 069 073 108 168 233 355 388 400 573 587 736 741 759
 RCA 042 044 052 053 054 055 068 069 070 073 095 100 108 191 984 403 408 416 573 587 725 750 755 758 759 762 765 768 769 791
 REALISTIC 022 023 046 069 166 168 233 355 388 400736 741 759
 RUNCO 049 525 049
 SAMPO 023 073 090 108 426 533 573 587 741 818
 SAMSUNG 015 016 017 023 031 073 090 095 107 108 134 147 151 153 233 384 386 411 426 508 533 573 577 587 741 767 772 788 794 800 802
 SANSUI 169 392 415 423 424 812
 SANYO 073 104 108 353 355 356 376 377 388 573 587 735 736 775



SCEPTRE 468
SCOTT 073 00 108 168 211 233 395
400 561 573 587 743
SEARS 023 029 030 031 038 039 068
072 095 104 157 211 213 353 355
356 388 395 405 573 729 732 736
755 759 763 773 792
SHARP 016 022 023 024 025 026 027
028 029 073 108 233 393 395 409
573 587 741 745 751 779 797
SHOGUN 073 108 573 587
SIGNATURE 2000 023 026 027 028
029 108 211 213
SIMPSON 091 385
SONY 014 020 021 050 095 178 540
774 804 824 827 828 830
SOUNDESIGN 073 091 108 168 211
385 395 400 573 587
SOYO 562
SQUAREVIEW 157
SSS 073 108 168 400 573
STARLITE 168 400
SUNBRITE TV 587
SUPERSCAN 419 423
SUPRE-MACY 380
SUPREME 020
SVA 592
SYLVANIA 047 068 071 072 073 090
091 092 093 095 107 108 132 157
158 385 404 405 419 423 456 466
507 573 587 590 595 729
SYMPHONIC 047 132 157 168 400
761
TANDY 026 027 028 029
TATUNG 044 403 446
TECHNICS 045 742
TECHWOOD 045 068 073 573 742
TEKNIKA 023 068 072 091 108 168
213 463 587 729 732 741
TELERENT 023 213
TERA 381
TEVION 065 414
THOMSON 798
TMK 068 073 090 108 573 587
TOSHIBA 022 030031 038 039 092
355 388 423 571 736 755 773 778
781 799 807
TOTEVISION 233 741
TRUTECH 095
UNIVERSAL 068 102 389 390
VICTOR 106 763
VIDIKRON 072 105 729
VIDTECH 068 073 108 384 573 587
VIEWSONIC 426 428 455 458 472
513 515 527 528 529 530 531 532
533 534 535 536 537 538 539 816
VIORE 031 208 599 601 602
VISCO 589
VISION QUEST 459 729
VIZIO 053 062 073 095 454 538 561
573

WARDS 022 068 071 072 073 090
091 093 095 102 108 211 213 384
385 389 390 395 404 405 573 587
729 743 759 761 784
WESTINGHOUSE 020 458 463
WHITE WESTINGHOUSE 191 211
408 449
XR-1000 213
YAMAHA 068 073 108 384 573 587
YORK 090 108
ZENITH 047 048 049 050 051 073
095 108 191 213 391 405 406 408
434 567 573 577 587

Palamino4 Remote–LuminetSM Video Service Only





Three-Digit code Programming Method

The remote control can be programmed by pressing in a 3-digit code number that corresponds to a particular manufacturer and brand of Audio/Video component. The 3-digit code numbers are listed in the Set-up Code Tables. (Code tables for your Palamino4 Remote follow these instructions).

1. Turn on the A/V component you wish to program. (TV, VCR, DVD or AUX)
2. Press the **COMPONENT (TV, VCR, DVD or AUX)** button to be programmed and the **OK** button simultaneously for 3 seconds. The selected component LED light will turn on indicating the component is ready to be programmed.

- If you do not begin entering code numbers within 20 seconds, the component LED light will turn off and exit set-up mode and you will need to start over.

3. Point the remote control toward the selected component and enter the 3-digit code number assigned to your brand from the code tables.

- The component will turn off when the correct 3-digit code number has been entered. You can verify you have selected the correct code by pressing the Power button. The component should turn on or off. If there is more than one 3-digit code number listed for your brand, try one code number at a time until your component turns off.

4. Store the 3-digit code number by pressing the same **COMPONENT (TV, VCR, DVD or AUX)** button once again. The component LED will blink twice to confirm that the code has been stored.

- Try all the functions on the remote control. If any of the functions do not work as they should, repeat from Step 2 using the next 3-digit code number from the same brand list.

Record your Component Setup Codes:

TV Setup code Number	<input type="text"/>	<input type="text"/>	<input type="text"/>
VCR Setup code Number	<input type="text"/>	<input type="text"/>	<input type="text"/>
DVD Setup code Number	<input type="text"/>	<input type="text"/>	<input type="text"/>
AUX Setup code Number	<input type="text"/>	<input type="text"/>	<input type="text"/>

Auto Search Method

If the 3-digit code numbers assigned to your brand do not turn off your component or the code tables do not list your brand, you can use the Auto Search Method to find the correct 3-digit code number for your component by performing the following steps:

1. Turn on the component you wish to operate.
2. Press the **COMPONENT (TV, VCR, DVD or AUX)** button to be programmed and the **OK** button simultaneously for 3 seconds. The component LED will turn on.
3. Press the **CH+** or **CH-** button one step at a time or keep it pressed. The remote will emit a series of Power **ON/OFF** commands. Release the **CH+** or **CH-** button as soon as the component turns off.
4. Press the same **COMPONENT (TV, VCR, DVD or AUX)** button to store the code. The component LED light will blink twice to confirm that the code has been stored.

- If you do not press either the CH+ or CH- button within 20 seconds, the component button LED light will turn off and exit set-up mode and you will need to start over. You can verify that you selected the correct code by pressing the Power button again. The component should either turn on or off.



PALAMINO4 CODES

TV

ADMIRAL 072 081 160 161 096
ADVENT 247
AIKO 103
AKAI 006 146 248
ALARON 028
AMARK 112 143
AMERICA ACTION 043
AMPRO 073
ANAM 043 054 055 056 080 112
AOC 058 006 004 112
APEX DIGITAL 015 226 037
AUDIOVOX 076 103 043 035
BAYSONIC 043
BELLANDHOWELL 072
BRADFORD 043
BROKSONIC 096
CANDLE 006 002 003 004
CAPEHART 058
CARVER 164
CELEBRITY 148
CETRONIC 043
CINERAL 103 120
CITIZEN 006 002 003 004 101 103 143
CLASSIC 043
CONCERTO 004
CONTEC 043 051
CORONADO 143
CRAIG 043 054 028
CROSLEY 164
CROWN 043 143
CURTIS MATHES 006 004 101 143 011 072 081 120 164
CXC 043
DAEWOO 076 103 055 004 127 143 016 043 044 125 120
DAYTRON 004 143
DELL 041
DENON 011
DUMONT 004 073
DWIN 161
DYNASTY 043
DYNATECH 062
ELECTROBAND 001
ELECTROHOME 024 076 143
EMERSON 005 028 043 048 076 096 155 004 051 143 151 153 154
ESA 078
FISHER 007 057
FUJITSU 164 028 198 246 066
FUNAI 028 043 052 249
FUTURETECH 043
GATEWAY 242 078
GE 006 073 144 160 161 004 008 009 034 056 074 091 155 081 12
GIBRALTER 004 073
GOLDSTAR 004 106 119 110 112 113 127 143

GRUNPY 028 043
HALL MARK 004
HARLEY DAVIDSON 028
HARMAN KARDON 164
HARVARD 043
HITACHI 163 004 007 009 011 072 010 012 023 075 143 158
HP 027 039
HYUNDAI 049 067
INFINITY 164
INSIGNIA 024
INKEL 129
INTEQ 073
JBL 164
JCB 001
JCPENNEY 004 006 008 024 030 065 101 143 156 160
JENSEN 013
JVC 038 001 034 083 206
KENWOOD 006 001
KLOSS 002 059
KTV 006 043 143 154
LG 004 106 119 110 112 113 127 143 084
LODGENET 072
LOEWE 207 164
LOGIK 072
LUXMAN 004
LXI 007 015 052 081 160 164
MAGNAVOX 006 003 004 022 059 060 061 063 064 127 164 094 160 028 035
MAJESTIC 072
MARANTZ 164 006
MATSUI 164
MATSUSHITA 080
MEGATRON 004
MITSUBISHI 109 024 042 004 040 146 028 081 225
MOTOROLA 081
MTC 006 004 062 101
MULTITECH 043
NAD 015 025
OPTIMUS 080
OPTOMA 029 032
PHILCO 006 003 004 024 056 059 060 063 064 127 143 164
PHILIPS 164 005 038 093 127 006 003 004 059 210
PIONEER 023 025 135 176 004 018 006 209 234
POLAROID 015 077 078 079
PORTLAND 004 143 103
PRISM 034
PROSCAN 144 160 161
PROTON 004 058 143 171 173 112
QUASAR 034 056
RADIO SHACK 004 019 127 143 043
RCA 160 161 144 156 065 006 004 023 024 056 074 152 081
REALISTIC 007 019

RUNCO 072 073 050
SAMPO 006 004 058 242
SAMSUNG 004 101 127 133 143 160 089 105 211 228 229
SANSEI 120
SANSUI 096
SANYO 007 053 057 082 020
SCEPTRE 036
SCOTCH 004
SCOTT 004 005 028 043 048 143
SEARS 004 007 015 028 030 057 082 094 143 160 052 164
SEMIVOX 043
SEMP 015
SHARP 081 014 019 028 004 022 143 175
SIGNATURE 072
SONY 001 126 139
SOUNDESIGN 003 004 028 043
SPECTRICON 112
SQUAREVIEW 052
SSS 004 043
STARLITE 043
SUPRE MACY 002
SUPREME 001
SVA 079
SYLVANIA 006 003 059 060 063 064 127 160 164 044 249
SYMPHONIC 052 249
SYNTAX OLEVIA 084
TANDY 081
TATUNG 056 062
TECHNICS 034 080
TECHNOL ACE 028
TECHWOOD 004
TEKNIKA 002 003 004 024 028 043 072 101 143 103 164
TELERENT 072
TERA 172
TMK 004
TNCI 073
TOSHIBA 015 030 007 040 062 101 045
TOTEVISION 143
UNIVERSAL 008 009
VIDEO CONCEPTS 146
VIDIKRON 174 188 164 050
VIDTECH 004
WARDS 004 064 164 008 009 019 028 060 061 063 072 074 143
WESTING HOUSE 076 036
YAMAHA 004 006
YORK 004
YUPITERU 043
ZENITH 072 073 095 103 011 096
ZONDA 112

VCR AND TV/VCR
ADMIRAL 025 053
AIKO 117
AIWA 034 161 101

AKAI 043 046 124 146
AMERICA ACTION 117
AMERICAN HIGH 031
AMPRO 072
ANAM 031 103
ASHA 040
AUDIO DYNAMICS 012 023 043
AUDIOVOX 101
BEAUMARK 040
BROKSONIC 035 037 129 025
CALIX 101
CANON 028 031
CAPEHART 108
CCE 024 117
CINERAL 117
CITIZEN 101 117
COLT 148
CRAIG 003 040 135 024 101
CUIRTIS MATHES 031 041
CYBERNEX 040
DAEWOO 005 108 111 117 017 065 007 010
DAYTRON 108
DBX 012 023 043
DYNATECH 034 053
ELECTROHOME 059 101
ELECTROPHONIC 101
EMERSON 006 029 035 037 129 153 017 025 027 031 034 036 046 101 131 138 117
FISHER 003 010 008 009
FUJI 031
FUNAI 034
GARRARD 034
GE 031 072 144 147 063 107 109 040 053
GO VIDEO 132 155 040 136
GOLDSTAR 101 004 012 020
HARLEY DAVIDSON 034
HARMAN KARDON 012 045
HARWOOD 024
HITACHI 004 026 034 043 063 137 150
HQ 034
HUGHES 004
INSTANTREPLAY 031
JCL 031
JCPENNEY 004 012 031 040 101
JENSEN 043
JVC 048 043 055 060 130 150 152 012 031
KEC 101 117
KENWOOD 034 150 014 048
KLH 024
KODAK 031 101
LG 101 004 012 020
LLOYD 034
LOGIK 024
LXI 003 009 017 034 101 004 106
MAGIN 040
MAGNASONIC 117



MAGNAVOX 067 031 034 068 041
156 170
MARANTZ 067 069 012 031
MARTA 101
MATSUI 027 030
MATSUSHITA 031
MEI 031
MEMOREX 040 101 003 014 031 034
053 072 134 139 025
MGA 045 046 059
MGN TECHNOLOGY 040
MINOLTA 004 020
MITSUBISHI 059 061 051 004 046
020 045 053
MOTOROLA 031 053
MTC 034 040
MULTITECH 024 034
NEC 012 023 043 048
NIKKO 101
NOBLEX 040
NORDMENDE 043
OLYMPUS 031
OPTIMUS 053 101
PILOT 101
PIONEER 021 004 048
PORTLAND 108
PROFITRONIC 040
PROTEC 024
RCA 107 109 144 041 031 004 020
034 040 140 147 158 053
SALORA 014
SAMSUNG 040 017 107 109 113 115
124 122
SANKY 053
SANSUI 043 135 048 025 034
SANYO 003 014 040 134
SCOTT 017 037 129 131
SEARS 003 004 008 014 017 081 101
010 031 034
SHARP 053 031 054 159
SHINTOM 024
SHOGUN 040
SINGER 024
SONY 001 057 058 003 052 053 031
154 171 009 034
SOUNDESIGN 034
STS 004
SYLVANIA 031 034 059 067
SYMPHONIC 034
TANDY 034 010
TATUNG 043
TEAC 034 043
TECHNICS 031 070
TEKNIKA 031 034 101
THOMAS 034
TMK 006 040
TOSHIBA 017 131 004 008 059 082
150
TOTEVISION 040 101
UNITECH 040
VECTOR RESEARCH 012

VIDEO CONCEPTS 012 034 046
VIDEOSONIC 040
WARDS 003 004 017 024 031 034
040 053 054 131
WESTINGHOUSE 024 025
XR-1000 024 031 034
YAMAHA 012 034 043
ZENITH 072 034 001 058 080 101
153 048 025

DVD AND TV/DVD (VCR)
AIWA 202
ALPINE 221
APEX DIGITAL 251 246 182 183
ARCAM 215
CARY AUDIO DESIGN 184
CLASSE 193
CYBERHOME 220
DAEWOO 220
DENON 226 241
FUNAI 208
GE 230 231
GOLDSTAR 235 239
GO VIDEO 201 187 188 189 194
HARMAN KARDON 243
HITACHI 223
HITEKER 246
JVC 238
KENWODD 216
KLH 210
LG 148
MAGNAVOX 254 237
MARANTZ 253 242
MCINTOSH 217
MEMOREX 207
MITSUBISHI 227
LXI 003 009 017 034 101 004 106
MAGIN 040
MAGNASONIC 117
MAGNAVOX 067 031 034 068 041
156 170
MARANTZ 067 069 012 031
MARTA 101
MATSUI 027 030
MATSUSHITA 031
MEI 031
MEMOREX 040 101 003 014 031 034
053 072 134 139 025
MGA 045 046 059
MGN TECHNOLOGY 040
MINOLTA 004 020
MITSUBISHI 059 061 051 004 046
020 045 053
MOTOROLA 031 053
MTC 034 040
MULTITECH 024 034
NEC 012 023 043 048
NIKKO 101
NOBLEX 040
NORDMENDE 043
OLYMPUS 031

OPTIMUS 053 101
PILOT 101
PIONEER 021 004 048
PORTLAND 108
PROFITRONIC 040
PROTEC 024
RCA 107 109 144 041 031 004 020
034 040 140 147 158 053
SALORA 014
SAMSUNG 040 017 107 109 113 115
124 122
SANKY 053
SANSUI 043 135 048 025 034
SANYO 003 014 040 134
SCOTT 017 037 129 131
SEARS 003 004 008 014 017 081 101
010 031 034
SHARP 053 031 054 159
SHINTOM 024
SHOGUN 040
SINGER 024
SONY 001 057 058 003 052 053 031
154 171 009 034
SOUNDESIGN 034
STS 004
SYLVANIA 031 034 059 067
SYMPHONIC 034
TANDY 034 010
TATUNG 043
TEAC 034 043
TECHNICS 031 070
TEKNIKA 031 034 101
THOMAS 034
TMK 006 040
TOSHIBA 017 131 004 008 059 082
150
TOTEVISION 040 101
UNITECH 040
VECTOR RESEARCH 012

VENTURER 209
YAMAHA 249 226 181
ZENITH 239 226 235 239

AUDIO (AUX)
ADC 200
ADCOM 072 082 092 161
AIWA 025 071 104 114 170 171
091 100
AKAI 139 093
AMC 125 126 127 128
ANGSTROM 142
ARCAM 141
AUDIO ACCESS 147
AUDIO ALCHEMY 135
AUDIO FILE 203
AUDIO MATRIX 077
AUDIO TECHNICA 134
B AND K 096 097
BOSE 070 170 113
BRYSTON 015
CARVER 003 008 028 099 151 203
014 016 040 090
CASIO 204
CHIRO 140
CINEMA SOUND 084 134
CITATION 148
CLARION 026
CURTIS MATHES 204
DENON 084 151 155 188 056 119
ENLIGHTENED AUDIO 049 050
FISHER 151
FOSGATE AUDIONICS 062 148
GOLDSTAR 072 006
HARMAN KARDON 153 148 162 060
066 115
HITACHI 020
INKEL 005
INTEGRA 084 046 012 030 041 081
103 044
JCPENNEY 102 204
JENSEN 058
JVC 013 163 176
KENWOOD 005 026 057 166 095
KOSS 102
KRELL 150
KYOCERA 200
LEXICON 120 167 171 172
LG 072 006
LUXMAN 035 137 139 165 004 029
LXI 204
MAGNAVOX 152 164 191 043
MARANTZ 028 048 063 191 090
MCINTOSH 173
MCS 204
MERIDIAN 009 051
MITSUBISHI 180
MONDIAL 022 023 042 073 075
NAD 048
NAKAMICHI 111 182 183 079 087
NEC 080



ONKYO 084 046 012 030 041 081
103 044
OPTIMUS 017 036 138 026
PANASONIC 007 088 129 130 132
195
PARASOUND 129 130 132
PHILIPS 063 188 189 191
PIONEER 084 039 045 054 069 078
168 128 158
PROCEED 144
QUASAR 007 088 129 130 132 195
RCA 010 067 117 156
REALISTIC 019 034 037 047
ROTEL 074 083 085
SAMSUNG 123
SANSUI 063 110 032 116
SANYO 151
SCOTT 148
SEARS 204
SHARP 026 057 094 175
SHERWOOD 024 038
SONY 001 011 055 187 053 112 018
SOUNDESIGN 036
SSI 068
TEAC 019 059 111 109
TECHNICS 076 088 122 193 080 098
THETA DIGITAL 065
TOSHIBA 033 112
YAMAHA 021 026 031 067 192 002
101 118
ZENITH 143 106



PHAZR-5 Remote—LuminetSM and Standard Video Service UR5U-9000L and UR5U-9020L

SYSTEM ON/OFF

Designed to send Power On/Off commands for up to five Components with one button press. Refer to section F for details.

MENU

Displays the Applications Menu.

GUIDE

Displays the program guide listings.

OK/SELECT

Selects highlighted screen options.

SETTINGS

Displays settings menu.

MUTE

Silences the audio. Press to activate. Press again to restore sound to the previous level.

VOLUME ▲/▼

Raises or lowers the sound level.

FAV

Displays favorite channels.

ON DEMAND

Provides direct access to On Demand channel.

DAY ◀/▶

Skip forward or backward a whole day in the program guide.

M BUTTONS

Cable company custom-programmable Macros. Refer to Section I for programming steps.

REW

Replays the previous few seconds of a program.

LIST

Displays a list of programs you have recorded, allowing you to select one for viewing.

*

Reserved for future use.

ON-OFF

Opens or closes the PIP (Picture-In-Picture) window through the Cable STB.

VIDEO SOURCE

Selects the video source from available video Components through the Cable STB.

SWAP

Swaps the contents of the PIP (Picture-In-Picture) window and the main viewing screen through the Cable STB so that the PIP window displays on the main screen.

POWER

Allows you to turn your TV, AUD, DVD, AUX and Cable Box On and Off.

AUX, DVD, AUD, TV, CBL

Device Buttons used to select the component you want to operate and signals remote control activity.

INFO

Displays information about the program currently playing or highlighted in the program guide.

EXIT

Exit from current screen.

PAGE +/-

Accesses pages above or below the information currently displayed.

CURSOR NAVIGATION PAD (▲, ▼, ◀, ▶)

Navigate to and highlight an item from the on-screen choices.

A, B, C, D

Make direct selections from on-screen menus.

CHANNEL ▲/▼

Selects the next higher or lower channel.

LAST

Returns to the previously tuned channel.

LIVE

Displays live television programming.

VCR/DVD/VOD KEYS

Perform standard VCR and DVD functions when in VCR and DVD mode, and Video-On-Demand functions when in CABLE mode.

NUMBER PAD

Enter numbers to tune to channels. Also, make numeric entries on on-screen menus.

NOTE: You can also use the CH ▲/▼ or the program guide as alternate ways to tune to channels.

ASPECT/#

Changes the HD screen viewing aspect ratio through the Cable STB.

PIP CH +/-

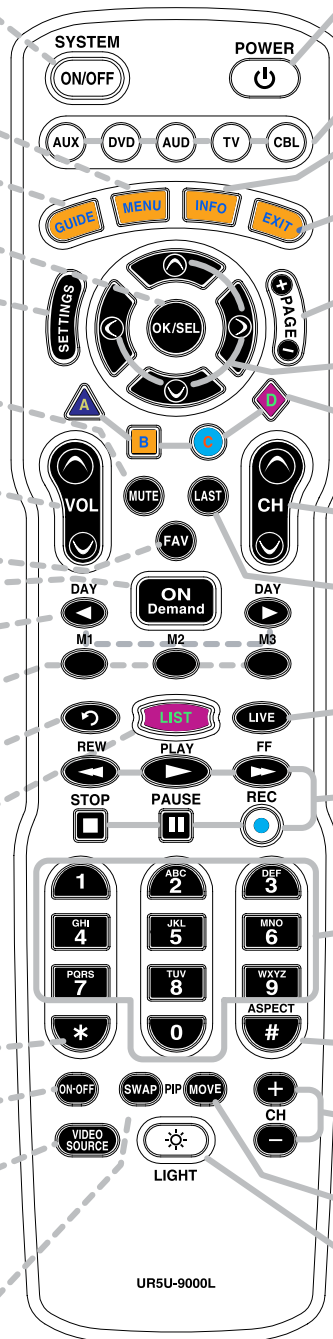
Selects the next higher or lower channel in the PIP (Picture-In-Picture) window through the Cable STB.

MOVE

Moves the PIP (picture-In-Picture) window to another location on the screen through the Cable STB.

LIGHT BUTTON

Press to backlight all keypad buttons. Press again to turn off (or simply wait 10 seconds for automatic shut-off).



There are two ways you can Program your Remote:

- Program your remote using the Pre-Programmed 3-Digit Code Method.
- Program your remote using the Auto-Search Method.

The Pre-Programmed Code Method allows you to setup all the buttons at once by entering 3-digit code numbers that correspond to a particular Component's manufacturer/brand, so it's the fastest and easiest of the two methods. (Code Tables follow these instructions.)

The Auto-Search Method scans through all the codes in the remote control, one at a time.

- This pertains to all programming steps. When you are in setup mode, a component LED will light for 30 seconds. If you do not press a button within 30 seconds, the LED light will turn off and exit setup mode and you will need to start over.

Pre-Programmed 3-Digit Code Method Instructions:

1. Turn on the component you want to program (TV, VCR, DVD or AUX).
2. Press the **COMPONENT (TV, VCR, DVD or AUX)** button to be programmed and press the **OK/SEL** button simultaneously for 3 seconds. The component LED light will turn on for 30 seconds indicating the unit is ready to be programmed.
3. Point the remote control toward the component and enter the 3-digit code number assigned to your brand
4. After you've entered the correct code number and the component has turned off, press the respective component button to lock in the code. To turn the component back on, press the **POWER** button. Now it is time to test the **VOL+**, **VOL-** and **MUTE** buttons for the TV (or **PLAY** > and **STOP** ■ buttons for VCR and DVD) to make sure they all work. If any of the functions do not work as they should, repeat from Step 3 using the next 3-digit code number listed for that brand until you find the best component code.

- If the 3-digit code number you just entered is correct, the component will turn off. If it did not turn off, continue entering code numbers listed for that brand until the component turns off.

Once you have found the correct 3-digit code, save it by pressing the same **COMPONENT (TV, VCR, DVD or AUX)** button one more time. The component LED light will blink twice to confirm that the code was successfully stored. Now, program the rest of your components by repeating Steps 1-5.

Record your Component Setup Codes:

TV Setup code Number	<input type="text"/>	<input type="text"/>	<input type="text"/>
VCR Setup code Number	<input type="text"/>	<input type="text"/>	<input type="text"/>
DVD Setup code Number	<input type="text"/>	<input type="text"/>	<input type="text"/>
AUX Setup code Number	<input type="text"/>	<input type="text"/>	<input type="text"/>

- If the Pre-Programmed Method did not work, or if the "Code Tables" do not list your component brand, use the Auto-Search Method following these instructions.



Auto-Search Method Programming Instructions:

1. Turn on the component you want to program (TV, VCR, DVD or AUX)
2. Press the **COMPONENT** (TV, VCR, DVD or AUX) button to be programmed and **OK/SEL** button simultaneously for 3 seconds. The component LED light will turn on for 30 seconds indicating the unit is ready to be programmed.
3. Point the remote toward the component and press the **CH ▲▼** buttons one step at a time or keep it pressed. The remote will emit a series of **ON/OFF** commands. Release the **CH ▲▼** buttons as soon as the component turns off.
4. Test functions. (Same as for 3-digit code Programming Method). If any of the functions do not work as they should, repeat from Step 3 using **CH ▲▼** buttons to find the correct code.
5. Save the code. (Same as for 3-digit code Programming Method). Now, repeat the Auto-Search Method for those components you could not program earlier with the Pre-Programmed Method.

Visit www.universalremote.com for additional information about your remote control.

PHAZR-5 CODES

STB-IPTV

ADB 254 255 315 259
AMINO 249 256 257 260 261
ATANDT 251
CISCO 313 251 316
COMCAST 313
ENTONE 155 258
MYRIO 254 255
MOTOROLA 253
NOW TV 314
PACE 313
SCIENTIFIC ATLANTA 251
WEGENER 250

STB-CABLE CONVERTERS

SCIENTIFIC ATLANTA 001 003 041
042 045 046
PIONEER 001 103 034 051 063 076
105
PACE 001 005 002
SAMSUNG 001 030
MOTOROLA 002 111 148
DIGEO 153
GENERAL INSTRUMENT 005 103
104
HAMLIN 049 050 055
HITACHI 103 055
JERROLD 005 004 103 005 003 008
009 010 069
MAGNAVOX 010 012
MEMOREX 052
MOXI 111 252 153
NFUSION 192
PANASONIC 044 047
PHILIPS 006 012 013 020 085
PULSAR 052
RCA 047
REGAL 049 050
REGENCY 057
SKY 230 204
SONY 108
SPRUCER 047

TELNET 354
TOCOM 039 040 056
TOSHIBA 052
VIEWSTAR 012 015
ZENITH 052 060 093 100

TV

A MARK 112 143
ABEX 025
ACCURIAN 036
ADMIRAL 072 251 333
ADVENT 247 388
ADVENTURA 002
AIKO 103
AKAI 116 146 248 404 405 473 475
323 387 391 615
ALBATRON 017
ALERON 028
AMERICA ACTION 043
AMPRO 073
AMSTRAD 052
ANAM 043 054 056 080 112
AOC 116 363 112 058
APEX 572
APEX DIGITAL 006
AQUAVISION 573 574
ASTAR 477
AUDIOVOX 076 454 388
AVENTURA 052
AVION 441
AXION 039
BELCOR 116
BELLANDHOWELL 333 072
BENQ 423 600
BOXLIGHT 266
BRADFORD 043
BROCKWOOD 116
BROKSONIC 238
BYDESIGN 031 032
CANDLE 116 002 003 363
CAPEHART 058
CARY AUDIO DESIGN 266
CELEBRITY 001
CENTURION 116

CETRONIC 043
CHANGHONG 247
CITIZEN 116 002 003 363 043 258
103 143
CLARION 043
CLASSIC 043
CLP CLASSIC 333
COLORTYME 116
CONCERTO 363
CONCIERGE 073
CONTEC 043 050 051
CORNEA 116
CORONADO 143
CRAIG 043 054
CROSLEY 164
CROWN 043 143
CURTIS MATHES 116 258 363 143
CXC 043
CYBERHOME 015
DAEWOO 363 016 043 044 076 103
114 125 127 143
DAYTRON 363 143
DELL 320 164 363
DIGITAL PROJECTION 570
DIMENSIA 333
DREAMVISION 235
DUKANE 011 025
DUMONT 116 073
DURABRAND 096 052
DWIN 257
DYNASTY 043
DYNEX 400
EIKI 187
ELECTROBAND 001
ELECTROGRAPH 466
ELECTROHOME 143 024 076 196
ELEKTRA 072
ELEMENT 363 494 526
EMERSON 028 048 043 155 005 116
363 047 050 051 076 096 143 153
154 052 514
ENVISION 116
EPSON 324 590
ESA 323

FISHER 007 057
FUJITSU 246 198 410
FUNAI 028 043 052
FUTURETECH 043
GATEWAY 242 268
GE 073 116 008 009 034 056 074 155
333 363
GEM 391
GIBRALTER 116 073
GO VIDEO 026
GOLDSTAR 113 116 102 363 106 112
127 143
GRUNPY 028 043
HAIER 363 501
HALL MARK 363
HANNSPREE 349 381
HARLEY DAVIDSON 028
HARVARD 043
HAVERMY 081
HELLO KITTY 076
HIMITSU 043
HISENSE 419 442
HITACHI 011 166 009 010 012 023
075 143 158 072 613 363 250 587
HP 378 316 327 421
HUMAX 518
HYPERIOR 609
HYUNDAI 337 338
ILO 472 399
INFINITY 164
INFOCUS 333 230 547 548 470 532
564 595
INITIAL 035 282
INSIGNIA 350 400 052 164 403 454
457 604
INTEQ 073
JANEIL 002
JBL 164
JCB 001
JCPENNEY 024 116 008 009 030 065
258 143 333 363
JENSEN 013
JVC 038 034 001 083 199 210 533
JVC 581

KAWASHO 116 001	524 607	SUPREME 001	CHANGHONG 247
KEC 043	PHILCO 116 003 059 060 164 363	SVA 328	CYBERHOME 015
KENWOOD 116 001	024 056	SYLVANIA 116 003 052 059 060 164	DAEWOO 076 363
KLEGG 466	PHILIPS 164 005 093 038 116 003	044 333 127 514 593	DELL 320 164 363
KLOSS 002 059	363 059 127 206 431 333 161 594	SYMPHONIC 052	DURABRAND 052
KMC 143	PILOT 116	SYNTAX OLEVIA 432 363 333	DWIN 257
KNOLL SYSTEMS 230	PIONEER 234 135 025 018 023 116	TANDY 251	DYNEX 400
KONKA 457	393 272 520 582	TATUNG 056	ELECTROGRAPH 466
KREISEN 530	POLAROID 388 323 328 353 354 355	TECHNICS 034 080	ELEMENT 363 494 526
KTV 043 116 143 154	356 494 387 391 505 506 508	TECHNOL ACE 028	EMERSON 514 363 076 052
KURAZAI 072	PORTLAND 363 143	TECHVIEW 045 557	ESA 323
LG 363 113 116 102 106 112 127 143	PRINCETON 004	TECHWOOD 363	FUJITSU 246 198
569 284	PRISM 034	TEKNIKA 002 003 363 024 028 043	FUNAI 052
LITEON 268	PROSCAN 333	072 258 143	GATEWAY 242 268
LODGENET 072	PROTON 363 112 058 143 171 172	TELEFUNKEN 037 046 615	GO VIDEO 026
LOEWE 164	033 528	TELERENT 072	HAIER 363 501
LOGIK 072	PROTRON 392 398 498 499 500	TERA 172	HANNSPREE 349 381
LUXMAN 363	PROVIEW 494	THOMSON 049 055	HISENSE 419 442
LXI 166 007 138 052 251 333 164	PROX 572	TMK 363	HITACHI 011 363 613
MAGNAVOX 164 059 116 003 060	PULSAR 116 073	TNCI 073	HP 378 316 327 421
061 363 127 022 333 094 226 390	QUASAR 034 056	TOSHIBA 138 030 007 040 258 325	HUMAX 518
467 431	RADIO SHACK 019 363 143 043 127	230	HYPERIOR 609
MAJESTIC 333 072	RCA 333 065 116 363 024 056 152	TOTEVISION 143	HYUNDAI 337 338
MARANTZ 116 164 281 562 584	023 074 161 588	TRUTECH 529	ILO 472
MATSUI 164	REALISTIC 007 019 043 047	TVS 096	INFOCUS 547 470
MATSUSHITA 080	REVOLUTION HD 466	UNIVERSAL 008 009	INITIAL 035 282
MAXENT 242	RUNCO 182 073 395 416 072 342	VICTOR 038	INSIGNIA 350 400 052 164 403 454
MEGATRON 116 011	SAMPO 116 058 363 242	VIDEO CONCEPTS 146	457 604
MEMOREX 007 072 363	SAMSUNG 258 050 089 105 363 127	VIDIKRON 174 164 188 192 342	JVC 038 210 581
MGA 116 363 024 028 042	143 333 228 229	VIDTECH 363	KLEGG 466
MIDLAND 333 073	SAMSUX 116	VIEWSONIC 242 389	KONKA 457
MINTEK 362	SANSEI 076	VIKING 002	KREISEN 530
MINUTZ 008	SANSUI 096 400 615	VIORE 472 592	LG 363 569 113 116 284
MISAKAI 052	SANYO 166 007 020 053 057 082 187	VISCO 526	LITEON 268
MITSUBISHI 124 109 024 028 040	511 266	VITO 363	LOEWE 164
042 146 363 348 450	SCEPTRE 276	VIZIO 386 387	MAGNAVOX 164 363 226 390 467
MONIVISION 017	SCOTCH 116	WARDS 363 008 009 019 028 060	431
MONTGOMERY WARD 333 072	SCOTT 028 043 048 143 363 497	061 072 074 143 164 034	MARANTZ 116 164 281
MOTOROLA 081	SEARS 030 363 007 028 057 143 094	WAYCON 015	MAXENT 242
MTC 116 363 258	333 082 166 138	WESTINGHOUSE 076 276 435 001	MINTEK 362
MULTITECH 043	SELECO 205 011	WINBOOK 339	MITSUBISHI 124 363
NAD 138 025	SHARP 251 019 014 028 029 363 022	YAMAHA 116 363 370	NEC 272 262 575
NEC 272 197134 116 040 016 024	143 175 308	YORK 363	NIKO 527
056 019 262 236 281 575	SHENG CHIA 081	YUPITERU 043	NORCENT 390
NET TV 242	SHERWOOD 349	ZENITH 363 073 072 095 103	NORWOOD MICRO 027
NIKEI 043	SHOGUN 116	ZONDA 112	NUVISION 351 567
NIKKO 116	SIGNATURE 072		OLEVIA 432 363 333
NIKO 527	SIMPSON 003	TV-LCD AND PLASMA TVS	PANASONIC 080 164 208 552 524
NORCENT 390	SONY 001 608	ACCURIAN 036	PHILIPS 164 363 431 161 594
NORWOOD MICRO 027	SOUNDESIGN 028 363 003 043	ADVENT 247 388	PIONEER 234 135 393 272 520 582
NTC 103	SOVA 041	AKAI 404 405 473 475 323 387 391	POLAROID 388 323 328 353 356 494
NUVISION 351 567	SOYO 528 033	615	387 391 505 506
OLEVIA 432 363 333	SPECTRICON 112	AOC 116 363	PRINCETON 004
ONKING 043	SPECTRONIQ 499 500	APEX 572	PROTON 033 528
ONWA 043	SQUAREVIEW 052	APEX DIGITAL 006	PROTRON 392 398 498 499 500
OPTIMUS 025	SSS 363 043	AQUAVISION 573 574	PROVIEW 494
OPTOMA 265 249	STARLITE 043	ASTAR 477	PROX 572
OPTONICA 019 251	SUNBRITE 605	AUDIOVOX 454 388 076	RCA 333 363 161 588
ORION 096	SUPERSCAN 052 081	AVION 441	REVOLUTION HD 466
PANASONIC 080 034 056 164 208	SUPRA 116	AXION 039	RUNCO 395 416
PANASONIC, CONTINUED 359 552	SUPRE MACY 002	BENQ 600	SAMPO 363 242



SAMSUNG 258 228 229
SANSUI 096 400 615
SANYO 166 007
SCEPTRE 276
SHARP 251 363
SHERWOOD 349
SONY 001
SOVA 041
SOYO 528 033
SPECTRONIQ 499 500
SUNBRITE 605
SVA 328
SYLVANIA 052 164 333 514
SYMPHONIC 052
SYNTAX OLEVIA 432 363 333
TATUNG 056
TECHVIEW 045 557
TELEFUNKEN 615
TOSHIBA 138 258 325
TRUTECH 529
VIEWSONIC 242 389
VIORE 472 592
VISCO 526
VITO 363
VIZIO 386 387
WESTINGHOUSE 076 276 435 001
WINBOOK 339
YAMAHA 116 363
ZENITH 363 073 072

TV-PROJECTION TVS

AKAI 404 405 473 475
DAEWOO 076
EPSON 324
HITACHI 011
HP 378
INFOCUS 333 548
JVC 038
LG 363
LOEWE 164
MAGNAVOX 164 333
MITSUBISHI 109
OPTOMA 265
PANASONIC 080 524
PHILIPS 164 431
RCA 333
SAMSUNG 258
SANYO 166 007 187
SHARP 251
SONY 001
TOSHIBA 138
ZENITH 363 073 072

TV-PROJECTORS

BENQ 423
BOXLIGHT 266
DIGITAL PROJECTION 570
DREAMVISION 235
EPSON 590
FUJITSU 410
HITACHI 250

INFOCUS 230 532 564 595
JVC 199 533
KNOLL SYSTEMS 230
MARANTZ 281 562 584
MITSUBISHI 348
NEC 236 281
OPTOMA 249
PANASONIC 359 607
RUNCO 342 182
SANYO 511 266
SELECO 205
SHARP 308
SIM2 205
TOSHIBA 230
VIDIKRON 342 174 188 192
YAMAHA 370

VCR

ADMIRAL 025 053
ADVENTURA 034
AIKO 117
AIWA 034 161
AKAI 016 146 043 124 125
AMERICA ACTION 117
AMERICAN HIGH 145
AMPRO 072
ANAM 145
ASHA 102
AUDIO DYNAMICS 012 039 043
AUDIOVOX 101
BEAUMARK 102
BROKSONIC 035 037 129
CALIX 101
CAPEHART 108
CCE 024 117
CITIZEN 101 117
COLT 024
CRAIG 003 022 102
CURTIS MATHES 145
CYBERNEX 102
DAEWOO 111 116 117 005 010 108 110 120
DAYTRON 108
DBX 012 039 043
DYNATECH 034 053
ELECTROHOME 059
ELECTROPHONIC 101
EMERSON 006 029 035 017 025 034 036 037 101 129 131 153 162 116 145
FISHER 003 010 008 009
FUJI 145
FUNAI 034
GARRARD 034
GE 072 144 147 145
GO VIDEO 132 136 155 115 102
GOLDSTAR 101 114 013 012 123
GRADIENTE 034
HARLEY DAVIDSON 034
HARMAN KARDON 012
HARWOOD 024

HITACHI 026 150 034 043 160 013
HQ 034
INSTANTREPLAY 145
JCL 145
JCPENNEY 012 013 015 101 102
JENSEN 043
JVC 048 043 130 150 012 145
KEC 101
KENWOOD 048 034
KLH 024
KODAK 101 145
LG 101 114 013 012 123
LLOYD 034
LOGIK 024
LXI 034 003 009 017
MAGIN 102
MAGNAVOX 067 034 164 145
MARANTZ 067 012 145
MARTA 101
MATSUSHITA 145
MEI 145
MEMOREX 101 003 010 034 053 072 102 139 145
MGA 059
MGN TECHNOLOGY 102
MINOLTA 013
MITSUBISHI 059 061 151 013 051
MOTOROLA 053 145
MTC 034 102
MULTITECH 024 034
NEC 012 039 043 048
NIKKO 101
NOBLEX 102
NORDMENDE 043
OLYMPUS 145
OPTIMUS 101
OPTONICA 053
ORION 025
PANASONIC 070 145 163 167
PENTAX 013 145
PHILCO 034 067 145
PHILIPS 067 034 101 071 145
PILOT 101
PIONEER 021 013 048
PORTLAND 108
PROFITRONIC 102
PROTEC 024
PULSAR 072
QUARTZ 002
QUASAR 145
RADIO SHACK 123
RADIX 101
RANDEX 101
RCA 144 147 145 013 034 102
REALISTIC 003 008 010 034 053 101 145 102
RICO 058
RUNCO 148
SAMSUNG 102 113 115 120 144 147 125
SANKY 053

SANSUI 022 043 048
SANYO 003 010 102
SCOTT 017 037 120 129 131
SEARS 003 008 010 013 101 009 017 073 112
SHARP 053 165 145
SHINTOM 024
SHOGUN 102
SIGNATURE 034
SINGER 024
SONY 001 057 058 003 053 154 145
SOUNDESIGN 034
STS 013
SYLVANIA 034 059 067 145
SYMPHONIC 034
TANDY 010 034
TATUNG 039 043
TEAC 034 039 043
TECHNICS 070 145
TEKNIKA 019 034 101 145
THOMAS 034
TMK 006
TOSHIBA 131 008 059 013 120
TOTEVISION 101 102
UNITECH 102
VECTOR RESEARCH 012
VICTOR 048
VIDEO CONCEPTS 012 034
VIDEOSONIC 102
VILLAIN 034
WARDS 003 013 017 024 034 053 131 145 102
WESTINGHOUSE 024 025
XR-1000 024 034 145
YAMAHA 012 034 039 043
ZENITH 072 080 056 048 101 034 058

VCR-TV/VCR COMBOS

AMERICA ACTION 117
DAEWOO 005 117
EMERSON 153
FUNAI 034
GOLDSTAR 101 123
HARLEY DAVIDSON 034
HITACHI 034
JCPENNEY 101
LG 101 123
LLOYD 034
MAGNAVOX 034 067
MEMOREX 101
PANASONIC 070 167
PHILIPS 034 067
RADIO SHACK 123
RCA 034 144
SEARS 101
SONY 057 154
SYLVANIA 067
SYMPHONIC 034
THOMAS 034
ZENITH 034

DVD

ACCURIAN 003 268
 ADCOM 157
 ADVENT 005
 AIWA 146
 AKAI 281
 ALLEGRO 091
 ALPINE 098
 AMW 006 007
 APEX DIGITAL 087 111 115
 ARCAM 122
 ASPIRE DIGITAL 008 009
 AUDIOVOX 003 010 014 015 149
 BEL CANTO DESIGN 016
 BLAUPUNKT 111
 BROKSONIC 130
 BUFFALO 264
 CALIFORNIA AUDIO LABS 021 124
 CAMBRIDGE AUDIO 323 333
 CARY AUDIO DESIGN 174 266
 CENTRIOS 019
 CINEVISION 091
 CITIZEN 020
 COBY 260
 CYBERHOME 271
 DAEWOO 132
 DENON 080 173 138 329
 DIAMOND VISION 037 038 039
 DISNEY 040 096
 DURABRAND 091
 DVD 2000 017
 EMERSON 091 143
 ENTERPRISE 074
 ESA 022 143
 FISHER 147
 FUNAI 143
 GATEWAY 222
 GE 027
 GO VIDEO 137 091 220 221 222
 GOLDSTAR 091
 GPX 044 045
 GRADIENTE 021
 GREENHILL 111
 GRUNDIG 083
 HARMAN KARDON 084 140
 HITACHI 101
 HITEKER 087
 ILO 268
 INITIAL 111
 INSIGNIA 143 292 297 091 096 349
 INTEGRA 142 180 280 273 338
 JATON 046
 JBL 084
 JSI 047
 JVC 012
 JWIN 048 050
 KAWASAKI 149
 KENWOOD 151
 KISS 279
 KLH 135

KONKA 051 052 054 055
 KOSS 047 058 059
 KREISEN 060
 KRELL 104
 LASONIC 061 062
 LEXICON 148
 LG 091 057 074 350
 LITEON 264 265 268
 LOEWE 063
 MAGNAVOX 066 096 282
 MALATA 267
 MARANTZ 066 332
 MCINTOSH 125
 MEMOREX 040 096 163
 MERIDIAN 153
 MICROSOFT 027 206
 MINTEK 111 282
 MITSUBISHI 017
 MYRYAD 102 134
 NAD 088
 NAKAMICHI 103
 NESA 111
 NEUNEO 067
 NEXXTECH 068
 NORCENT 005 006 007 069 071 072 073
 ONKYO 076 141 180 273 338
 OPPO 266 341
 OPTIMUS 023
 ORION 130
 ORITRON 058
 PANASONIC 144 150 285 138 021 346 347
 PARASOUND 245
 PHILIPS 066 276 317 344
 PHILIPS MAGNAVOX 141 066
 PIONEER 023 099 131 304 337
 POLAROID 233 284 295 297
 POLK AUDIO 141 066
 PRESIDIAN 003 096
 PRIMA 005
 PRIMARE 193 194
 PRINCETON 078
 PROSCAN 027
 RCA 027 307
 RIO 091
 RJTECH 269
 ROTEL 204
 SAMPO 081 082 085
 SAMSUNG 070 165 137 159 275
 SANSUI 154
 SANYO 147
 SEARS 130
 SENSORY SCIENCE 222
 SHARP 094
 SHERWOOD 245 345
 SHINSONIC 033
 SONIC BLUE 091
 SONY 001 033 145 191 286 241 242 243 340 343 351
 SPECTRONIQ 310

SUNGALE 090 223
 SUPERSCAN 143
 SVA 092 093
 SYLVANIA 143
 SYMPHONIC 143
 TAG MCLAREN 156
 TATUNG 102
 TEAC 023 270
 TECHNICS 138
 TECHWOOD 088
 THETA DIGITAL 023
 THOMPSON 027
 TOSHIBA 130 141 164 188 273
 TRUTECH 293
 URBAN CONCEPTS 035
 US LOGIC 111 282
 VENTURER 149
 VINC 161 308
 X-BOX 027 206
 YAMAHA 089 066 197 138 334
 ZENITH 057 074 091

DVD-BLU-RAY AND HD DVD

DENON 329
 INSIGNIA 096 349
 INTEGRA 273 338
 LG 091 350
 MAGNAVOX 096
 MARANTZ 332
 ONKYO 273 338
 OPPO 341
 PANASONIC 285 346
 PHILIPS 344
 PIONEER 304
 SAMSUNG 275
 SHERWOOD 345
 SONY 286 340 351
 TOSHIBA 273
 YAMAHA 334

DVD-DVD RECORDERS

GO VIDEO 220 221 222
 CYBERHOME 271
 ILO 268
 KISS 279
 LITEON 265 268
 MAGNAVOX 096
 PANASONIC 138
 PHILIPS 317
 RCA 027
 SAMSUNG 301
 SENSORY SCIENCE 222
 SONY 191
 TOSHIBA 188 273

DVD-TV/DVD COMBOS

AIWA 146
 AKAI 281
 AUDIOVOX 284
 DURABRAND 143
 ESA 143

FUNAI 143
 INSIGNIA 292 297 143
 MAGNAVOX 282
 MINTEK 282
 POLAROID 284 295 297
 SAMSUNG 165
 SV2000 143
 SYLVANIA 143
 SYMPHONIC 143
 TOSHIBA 130
 TRUTECH 293
 DVD-TV/DVD/VCR COMBOS
 DURABRAND 143
 EMERSON 143
 ESA 143
 INSIGNIA 143
 MAGNAVOX 143
 PANASONIC 144
 SUPERSCAN 143
 SV2000 143
 SYLVANIA 143
 SYMPHONIC 143
 TOSHIBA 164

DVD-DVD/VCR COMBOS

GO VIDEO 137
 PANASONIC 150
 PHILIPS 066
 RCA 027
 SAMSUNG 137 159
 SANSUI 154
 SONY 145
 TOSHIBA 141
 ZENITH 091

AUX-AUDIO

ADCOM 082 092 225 161 269 356
 AIWA 018 104 202 203 213
 AKAI 189
 ANTHEM 335 337
 ARAGON 687
 ARCAM 141 077
 ATLANTIC TECHNOLOGY 342
 AUDIO FILE 071
 B AND K 096 097
 BOSE 070 170
 BOSTON ACOUSTICS 447
 CAMBRIDGE AUDIO 684
 CARVER 006 028 061 071 201 214 226 185 013 077 284
 CARY AUDIO DESIGN 378
 CITATION 148
 CLARION 026
 DENON 109 215 230 234 330 340 679 569
 DIGITAL PROJECTION 660
 DVICO 570
 ELAN 057 290
 ENLIGHTENED AUDIO 099 098
 ESCIENT 451
 FISHER 214 182



FLEXTRONICS 378
FOSGATE AUDIONICS 148 342
GOLDSTAR 008
HARMAN KARDON 148 233 077 028
118 318
HITACHI 020
INSIGNIA 589
INTEGRA 275 017 046 108 080 209
381
JAMO 399
JCPENNEY 216
JVC 163 191 114 279 291
KENWOOD 026 066 145 192 182 005
280 374
KLEGG 686
KLH 331
KLIPSCH 687
KOSS 216
KRELL 072 384 672
LEXICON 120 235 236 237 357 360
LINN 124 377
LUXMAN 009 139 052 165 115 004
MAGNAVOX 086 164 152 077
MARANTZ 006 028 031 040 063 185
186 265 289 492
MCINTOSH 238 286 311
MERIDIAN 100 012 013 628
MITSUBISHI 242 204
MONDIAL 157 158 042 043 081 112
MYRYAD 077
NAD 186 113
NAKAMICHI 040 244 245 172 183
287
NEC 176
NILES 403
ONKYO 275 017 046 108 080 209
381
OPTIMUS 026 041
OUTLAW 342
PANASONIC 032 195 219 177 292
626
PARASOUND 129 130 132 261 294
295 333 334
PHILIPS 249 250 063
PIONEER 014 039 044 069 168 116
035 063 198 480
PROCEED 144 268
RCA 010 048 117 156 067 288
REALISTIC 019 073 075 095
ROTEL 074 083 085
SAMSUNG 016
SANSUI 040 048 110 063 065 228
SANYO 214
SCOTT 019
SHARP 026 094 175
SHERWOOD 024 102 106 447 370
SONY 001 018 247 248 166 101 184
218 271 560 612 560 612
SOUNDESIGN 036
SUNFIRE 344 345 182
TEAC 005 019 049 040 212 217

TECHNICS 122 176 193 219 178 177
TECHNICS 200 257 262
THETA DIGITAL 136
TOSHIBA 060 087 198 278
YAMAHA 026 253 169 067 173 205
264 232 089 264 274 715 717
ZENITH 143 210

AUX-DVR (TIVO)

DIRECTV 819
DSTV 786 787 788 789 800
HUGHES 817
HUMAX 817
ICREALTIME 784
MOXI 782
PHILIPS 785 790 817
RCA 809
REPLAY NETWORKS 775
SONY 804 805
TIVO 790 817
TOSHIBA 817

AUX-HOME THEATER SYSTEMS

AIWA 699
BOSE 347 409 460
DENON 564
INSIGNIA 589
JAMO 398
KEF 530
KOSS 573
NAD 598
NIRO 343
ONKYO 552
PANASONIC 516
PHILIPS 690 705
PIONEER 513
POLKAUDIO 685
ROTEL 654
SAMSUNG 571 653
SHARP 652
SONY 317 319 321 322 324
TOSHIBA 510
VERIS 772

AUX-TUNERS AND SATELLITE RADIOS

ANTEX ELECTRONICS 588
BOSE 532 170
DELPHI 515
NEXUS AUDIO 751
PIONEER 556
RUSSOUND 445
SIRIUS 555 585 767
SONY 380
XM SATELLITE RADIO 515 556
ZEEVEE 611

AUX-IPOD CONTROLS

APPLE / IPOD 824 828
BOSE 827
DENON 830 559

DLO 418
GRIFFIN 835
KENSINGTON 825
MARANTZ 834
ONKYO 833
SONANCE 831

AUX-MEDIA PCS

ACER 820
APPLE TV 836
DELL 820
DENON 830
DLINK 832 838
GATEWAY 820
HAUPPAUGE 821 822
HP 820
KEYSPAN 823
LINKSYS 566
NETGEAR 837
ROKU 565
SILVERSTONE 666
SONY 820
TOSHIBA 820
WINBOOK 820

AUX-GAMING SYSTEMS

AUDIO AUTHORITY 622
LOGITECH 658
MICROSOFT / XBOX 851
MICROSOFT / XBOX 360 826
SONY / PS2 / PS3 829 498

AUX-LIGHTING CONTROLS
COLORADIO VNET 849
LEVITON 850
LIGHTOLIER CONTROLS 848
LITE TOUCH 843 844
LUTRON 839 841 341
RAKO 846 847
X-10 840 842 845

AUX-DIGITAL TO ANALOG CONVERTER BOX

DIGITAL STREAM 609
SCHMARTZ 648
SKARDIN 610
SONY 646 647
ZENITECH 610
ZENITH 567

Universal DTA Remote—Standard Video Service Only
UR2-DTA

POWER

Allows you to turn your TV and DTA Box On and Off.

CHANNEL ▲/▼

Selects the next higher or lower channel.

OK

Selects highlighted screen options.

MENU

Displays the Applications Menu.

ENTER

Directly tune to a channel.

LANG

Switch between different languages and audio options, when available on the Digital Adapter.

DTA, TV

Used to select the component you want to operate and signals remote control activity.

POWER

MUTE

MUTE

Silences the audio. Press to activate. Press again to restore sound to the previous level.

NUMBER PAD

Enter numbers to tune to channels. Also, make numeric entries on on-screen menus. *NOTE : You can also use the CH ▼/▲ or the program guide as alternate ways to tune to channels.*

VOLUME ▲/▼

Raiser or lowers the sound level.

INFO

Display information about the program currently playing or highlighted in the program guide.

LAST

Returns to the previously tuned channel.





There are two ways you can Program your Remote:

- Program your remote using the Pre-Programmed 3-Digit Code Method.
- Program your remote using the Auto-Search Method.

The Pre-Programmed Code Method allows you to setup all the buttons at once by entering 3-digit code numbers that correspond to a particular component's manufacturer/brand, so it's the fastest and easiest of the two methods. (Code tables follow these instructions.)

The Auto-Search Method scans through all the codes in the remote control, one at a time.

- This pertains to all programming steps. When you are in setup mode, a component LED will light for 20 seconds. If you do not press a button within 20 seconds, the LED light will turn off and exit setup mode and you will need to start over.



Pre-Programmed 3-Digit code Method Instructions

1. Turn **ON** the component you want to program (TV, VCR, DVD or AUX).
2. Press the **COMPONENT** (**TV**, **VCR**, **DVD** or **AUX**) to be programmed and press the **OK/SEL** button simultaneously for 3 seconds. The LED light will turn on for 20 seconds indicating the unit is ready to be programmed.
3. Point the remote control toward the component and enter the 3-digit code number assigned to your brand.

Record your Component Setup Codes:

TV Setup code Number	<input type="text"/>	<input type="text"/>	<input type="text"/>
VCR Setup code Number	<input type="text"/>	<input type="text"/>	<input type="text"/>
DVD Setup code Number	<input type="text"/>	<input type="text"/>	<input type="text"/>
AUX Setup code Number	<input type="text"/>	<input type="text"/>	<input type="text"/>

- If the 3-digit code number you just entered is correct, the component will turn off. If it did not turn off, continue entering code numbers listed for that brand until the component turns off.

4. After you've entered the correct code number and the component has turned off, press the **POWER**  button to turn the component back on. Now it is time to test the **VOLUME** and **MUTE**  buttons for the TV to make sure they all work. If any of the functions do not work as they should, repeat from step 3 using the next 3-digit code number listed for that brand until you find the best code.
5. Once you have found the correct 3-digit code, save it by pressing the same **COMPONENT** button one more time. The LED light will blink twice to confirm that the code was successfully stored. Now, program the rest of your components by repeating steps 1-5.

Auto-Search Method Programming Instructions

1. Turn **ON** the component you want to program (TV, VCR, DVD or AUX).
2. Press the **COMPONENT** (TV, VCR, DVD or AUX) to be programmed and **OK/SEL** button simultaneously for 3 seconds. The component LED light will turn on for 30 seconds indicating the unit is ready to be programmed.
3. Point the remote toward the component and press the **CH ▲▼** buttons one step at a time or keep it pressed. The remote will emit a series of **ON/OFF** commands. Release the **CH ▲▼** buttons as soon as the component turns off.
4. Test functions. (Same as for 3-digit code Programming Method). If any of the functions do not work as they should, repeat from step 3 using **CH ▲▼** buttons to find the correct code.
5. Save the code. (Same as for 3-digit code Programming Method). Now, repeat the Auto-Search Method for those components you could not program earlier with the Pre-Programmed Method.

Visit www.universalremote.com for additional information about your remote control.

UNIVERSAL DTA CODES

DTA-IPTV

ADB 254 255 315 259
 AMINO 249 256 257 260 261
 AT&T 251
 CISCO 002 251 316
 COMCAST 002
 ENTONE 155 258
 MYRIO 254 255
 MOTOROLA 253
 NOW TV 314
 PACE 002
 SCIENTIFIC ATLANTA 251
 WEGENER 250

DTA-CABLE CONVERTERS

SCIENTIFIC ATLANTA 003
 PACE 001
 MOTOROLA 001
 CHANNEL MASTER 006
 CISCO 003 005
 DIGITAL STREAM 580
 EVOLUTION 189
 HOMECAST 004
 MINERVA 178
 MOXI 111
 SUDDENLINK 579
 TECHNICOLOR 002
 THOMPSON 002 365

TV

ADMIRAL 072 081 160 161 096
 ADVENT 147 224
 AIWA 238 141 145
 AKAI 031 070 146 004 148 124 226
 104 108 615
 AKIO 103
 ALARON 028
 ALBATRON 253
 AMARK 112 127
 AMERICA ACTION 043
 AMERICAN HIGH 236
 AMPRO 073 167 245

ANAM 043 054 056 080 112 236
 AOC 058 070 004 112 616
 APEX 572
 APEX DIGITAL 015 150 036 037
 AQUAVISION 164
 ASTAR 164
 AUDIOVOX 076 103 043 035 224 228
 078
 AVION 223
 AXION 043
 BAYSONIC 043
 BELL&HOWELL 072
 BENQ 600
 BRADFORD 043
 BROKSONIC 231 252 096 170
 BYDESIGN 254
 CAIRN 162
 CANDLE 070 002 003 004
 CANON 236
 CAPEHART 058
 CARVER 164
 CELEBRITY 001
 CETRONIC 043
 CINERAL 103 120
 CITIZEN 070 002 003 004 101 103
 127
 CLASSIC 043
 COBY 640 641
 CONCERTO 004
 CONTEC 043 051
 CORONADO 127
 CRAIG 043 054 028 239
 CROSLEY 164
 CROWN 043 127
 CURTIS MATHES 070 004 101 127
 236 011 072 081 120 164
 CXC 043
 DAEWOO 076 103 112 004 127 016
 043 044 125 120 235 249
 DAYTRON 004 127
 DELL 004 041 164 618
 DENON 011
 DIGITAL LIFESTYLE 163
 DIGITAL PROJECTION 570

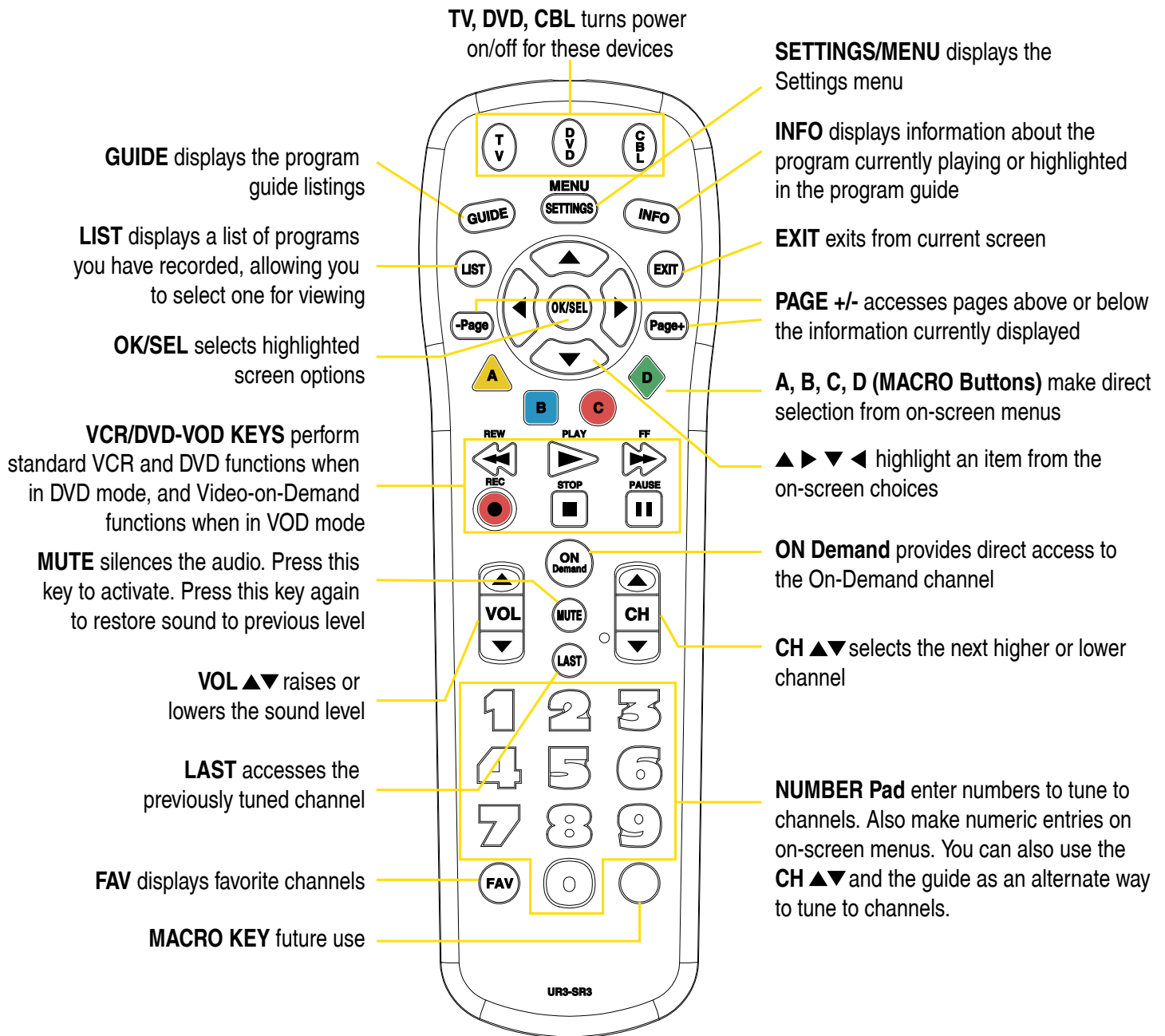
DIGITAL RESEARCH 258
 DIGITRON 101
 DISNEY 096
 DREAMVISION 090
 DUMONT 004 073
 DURABRAND 168
 DWIN 131 132 161
 DYNASTY 043
 DYNATECH 062 238
 DYNEX 096
 ELECTROBAND 001
 ELECTROGRAPH 220
 ELECTROHOME 024 076 127
 ELEMENT 004 110 622
 EMERSON 005 028 043 048 076 096
 155 004 051 127 151 153 154 231
 236 238 247 252 168 121 514
 ENVISION 070
 EPSON 087 590
 ESA 031 168
 FISHER 007 057
 FUJITSU 164 197 028 157 149 066
 217
 FUNAI 028 043 238 052 168
 FUSION 004
 FUTURETECH 043
 GATEWAY 165 031
 GE 070 073 130 144 160 161 004
 008 009 034 056 074 091 155
 232 233 236 239 245 081 120
 GEM 031
 GIBRALTER 004 073
 GO VIDEO 239
 GOLDSTAR 004 106 112 127 247 250
 GPX 256
 GRUNPY 028 043
 H&B 046
 HAIER 004 116 623
 HALL MARK 004
 HANNSPREE 099
 HARLEY DAVIDSON 028
 HARSPER 200
 HARMAN KARDON 164
 HARVARD 043

HISENSE 198 021 619 630
 HITACHI 004 007 009 011 072 010
 012 023 075 127 158 236 238 587
 613 614
 HP 027 039 098
 HQ 238 046
 HUMAX 122
 HYPERION 609
 HYUNDAI 049 067
 ILO 055 096
 INFINITY 164
 INFOCUS 215 225 046 532 595
 INKEL 129
 INSIGNIA 068 069 078 096 100 164
 168 229 026 454 604 617
 INSTANTREPLAY 236
 INTEQ 073
 JBL 164
 JCB 001
 JCL 236
 JCPENNEY 004 008 024 030 065 070
 101 127 160 156 234 236 239 247
 JENSEN 013
 JVC 038 001 034 083 195 236 242
 159 227 581
 KENWOOD 070 001 238
 KLEGG 220
 KLOSS 002 059
 KONKA 026
 KREISEN 202
 KTV 070 043 127 154
 LG 004 106 112 127 247 250 569
 598 698
 LLOYD 238
 LODGENET 072
 LOEWE 196 164
 LOGIK 072
 LUXMAN 004
 LXI 007 015 052 081 160 164 238
 MAGIN 239
 MAGNAVOX 070 003 004 022 059
 060 061 063 064 127 164 094 160
 MAGNAVOX 056 236 238 243 205
 028 138 168 035 211 077 050 218



MAJESTIC 072
MARANTZ 164 070 236 243 182 584
MARTA 247
MATSUI 164
MATSUSHITA 080
MAXENT 165
MEGAPOWER 253
MEGATRON 004
MEI 236
MEMOREX 004 007 072 234 236 238
245 247 028 096
METZ 088
MGA 024 070 004 042 239
MIDLAND 073
MINERVA 088
MINTEK 077
MINUTZ 008
MITSUBISHI 109 024 042 004 040
146 028 232 255 081 200 450 550
MONIVISION 253
MOTOROLA 081
MTC 070 004 062 101 238 239
MULTITECH 238 043
NAD 015 025
NEC 070 130 134 040 056 007 019
024 004 182 140 575
NEXUS 620 078
NIKEI 043
NIKKO 103
NIKO 175
NORCENT 211
NORWOOD MICRO 079
NTC 103
NUVISION 084 567 667
OLEVIA 219 004 161 144 160
ONKING 043
ONWA 043
OPTIMUS 080
OPTOMA 029 032
OPTONICA 019 081
ORION 096 201 203 204 205 231 252
028
PANASONIC 034 056 080 164 234
236 244 190 230 248 524 624 607
PENTAX 236
PHILCO 070 003 004 024 056 059
060 063 064 127 164 236 238 243
PHILIPS 164 005 038 093 127 070
003 004 059 236 238 243 247 199
218 144 161 594
PILOT 247
PIONEER 023 025 135 176 004 018
070 183 191 208 214 182 660
POLAROID 015 024 031 046 086 092
097 224 228 006 110 026 118 119
PORTLAND 004 127 103
PRISM 034
PRIMA 147 164
PROSCAN 144 160 161 167
PROTON 004 058 127 171 173 193
163
PROTRON 102 213 004 115
PROVIEW 110
PROX 572
PYLE 257
QUASAR 034 056 234 236 244 606
RADIO SHACK 004 019 127 043 250
RCA 160 161 144 156 065 070 004
023 024 056 074 152 232 233 236
238 239 081 588
REALISTIC 007 019 236 238 239 247
REVOLUTION HD 220
RICO 241
RUNCO 072 073 130 179 180 181
182 216 194
SABIO 161
SAMPO 070 004 058 165
SAMSUNG 004 101 127 133 160 089
105 070 237 239 184 185 192 461
578 655
SANSEI 120
SANSUI 238 252 096 615
SANYO 007 053 057 082 020 239
SCEPTRE 036
SCOTCH 004
SCOTT 004 005 028 043 048 127 113
SEARS 004 007 015 028 030 057 082
094 127 160 238 247 052 164
SELECO 189
SEMIVOX 043
SEMP 015
SHARP 081 014 019 028 004 022 127
236 251 496
SHERWOOD 129 128
SIGNATURE 072 238
SKYWORTH 164
SOLE 177 178
SONY 001 085 126 139 236 240 241
602 608
SOUNDESIGN 003 004 028 043 238
SOVA 004 169 174
SOYO 163
SPECTRICON 112
SPECTRONIQ 004
SQUAREVIEW 052
SSS 004 043
STARLITE 043
SUNBRITE 608 001 635
SUNBRITE TV 605
SUPERSCAN 168
SUPRE MACY 002
SUPREME 001
SV2000 168
SVA 046
SYLVANIA 070 003 052 059 060 063
064 127 160 164 044 056 236 238
243 168 121 593

**Universal Easy Clicker Remote–LuminetSM and Standard Video Service
UR3-SR3**





There are Three ways you can Program your Remote:

- Program your remote using the Quick Set-Up Method.
- Program your remote using the Manual Programming Method.
- Program your remote using the Auto-Search Method.

- In all sections, when you are instructed to press a [DEVICE] button, that means you should press either the CBL, TV, or DVD button, depending on which device you are programming the remote to operate.

Quick Set-Up Method Instructions

1. Turn **ON** the component you want to program (CBL, TV, or DVD).
2. Press and hold the [DEVICE] key for 5 seconds until the Device LED blinks once and stays on. Continue to hold the [DEVICE] key and **press the number key** assigned to your brand in the Quick Setup Code Table and release both [DEVICE] key and the **number key** to save the code. The Device LED will blink twice to confirm that the code is stored.
3. Point the remote control at the component.
4. Press the [DEVICE] button. If it turns off, it is programmed for your component. If it does not turn off, use the Pre-Programmed 3-Digit code Method or Scanning Method.
5. Repeat the steps above for all components (CBL, TV, DVD).

CBL			
Digit	Brand	Digit	Brand
0	Pace DTA	5	Cisco IPTV
1	SA/Cisco, Samsung, Pace Digital	6	ADB IPTV
2	Motorola Digital	7	Technicolor
3	Motorola DTA	8	Amino 140/540 IPTV
4	Evolution DTA	9	Motorola IPTV

TV			
Digit	Brand	Digit	Brand
0	Sanyo	5	Panasonic
1	Sony	6	Philips
2	Samsung	7	Hitachi
3	LG	8	Sharp
4	Toshiba	9	Vizio

DVD			
Digit	Brand	Digit	Brand
0	Hitachi	5	Panasonic
1	Sony	6	LG
2	Philips	7	JVC
3	Samsung	8	Denon
4	Philips Magnavox	9	Pioneer

Manual Method Programming Instructions

The remote control can be programmed by entering a three-digit code number that corresponds to particular brands and models of equipment. The three-digit code numbers are listed in the code tables sections of this instruction manual.

1. Turn **ON** the equipment that you want the remote control to operate Cable Box, TV, or DVD.
 2. Press and hold the [DEVICE] button and **OK/SEL** button simultaneously for three seconds. The corresponding device LED will turn on indicating that it is ready to be programmed. The LED will remain on for 20 seconds. The next step must be entered while the LED is on.
 3. Point the remote control toward the equipment and enter the three-digit code number assigned to your brand from the code tables. If there is more than one three-digit number listed for your brand, try one code number at a time until your equipment turns off.
- You can verify that you have selected the correct code by pressing the **MUTE** button. The equipment should turn on or off.
4. Store the three-digit code by pressing the same [DEVICE] button once again. The device LED will blink twice to confirm that the code has been stored.
- Try all the functions on the remote control. If any of the functions do not operate as they should, repeat the instructions from Step 2 using the next three-digit code number from the same brand list.

Record your Component Setup Codes:

CBL Setup code Number	<input type="text"/>	<input type="text"/>	<input type="text"/>
TV Setup code Number	<input type="text"/>	<input type="text"/>	<input type="text"/>
DVD Setup code Number	<input type="text"/>	<input type="text"/>	<input type="text"/>

Auto-Search Method Programming Instructions

If none of the three-digit code numbers assigned to your brand of equipment works, or the code table does not list your brand, you can use the Auto-Search Method to find the correct three-digit code number for your equipment by following steps:

1. Turn **ON** the equipment that you want the remote control to operate Cable Box, TV, or DVD.
 2. Press the **[DEVICE]** button and the **OK/SEL** button simultaneously for three seconds. The device LED will turn on indicating that it is ready to be programmed. The LED will remain on for 20 seconds. The next step must be entered while the LED is on.
 3. Press the **CH ▲** or **CH ▼** button one at a time or keep it pressed. The remote will emit a series of Power ON/OFF code signals. Release the **CH ▲** or **CH ▼** button as soon as the equipment turns off.
- You can verify that you have selected the correct code by pressing the **MUTE** button. The equipment should turn on or off.
4. Press the same **[DEVICE]** button to store the code. The Device LED will blink twice to confirm that the code has been stored.

To find the Three-Digit code that was Programmed Using the Auto-Search Method

1. Press the appropriate **[DEVICE]** button and the **OK/SEL** button simultaneously for three seconds. The device LED will turn on for 20 seconds. The next step must be performed while the LED is on.
 2. Press the **INFO** button. The device LED will blink a number of times indicating the number of each digit for the code. Each digit is separated by a one second interval of the LED being off.
- Example: One blink, then three blinks, then eight blinks indicates the code number 138. Ten blinks indicates the number 0.

Programming for Advanced Functions

In the CABLE device mode, the A, B, C, and D and blank macro buttons can be programmed to act as a 'Macro' or Favorite Channel button. This allows you to program up to five 2-digit channels, four 3-digit channels, or three 4-digit channels that can be accessed with ONE button press.

- The A, B, C, and D buttons are not programmable if you have a Digital Cable Box made by Pace, Pioneer, or Scientific-Atlanta.

1. Press the **CBL** button to select the CBL mode.
2. Press the **[MACRO]** button and **OK/SEL** button simultaneously for 3 seconds. The CBL button will turn on for 20 seconds.
3. Enter the **2, 3, or 4-digit code** for the channel you want programmed first (for example, 007) using the Number Pad, then press the **STOP** button. Then enter the code for the next channel (for example, 050), then press the **STOP** button. Repeat this process for the third channel. The CBL button will blink once for each channel entered.
4. Press the **CH ▲** button to store the channels that were selected. The CBL button will blink twice to confirm the storage of commands.

- To access the programmed channels, press the **[MACRO]** button once. This will bring up the first channel. Press once again and it will bring up the second channel. Press again and it will bring up the third channel.

- To erase the Macro programming and return to the original function, repeat all steps 1, 2, and 4 above.

Assigning the Volume and Mute Keys to a Different Device

By default, the **VOL ▲** or **VOL ▼** and **MUTE** keys operate through your TV. If you would like those keys to operate those functions on a different device, follow these steps:

1. Press the **OK/SEL** button and **CBL** button simultaneously for three seconds. The device LED will turn on for 20 seconds. The next step must be performed while the LED is on.
 2. Press the **VOL ▲** button. The device LED will blink.
 3. Press the **[DEVICE]** button corresponding to the device that you would like the volume and mute buttons to control. The device LED will blink twice to confirm the programming.
- If you wish to have the volume and mute keys operate your Cable Box, press the **CBL** button in Step 3.



Cable TV Codes		
Maker, Brand, or Name	Converter	Code Number
Cisco/SA	EXPLORER Series	001, 007
	8600X	011
	8600	021
	8540, 8570, 8590	022
	8500	023
	IPN Series	051
	LogicTV	209
Motorola	DCT Series (DVR Model)	002
	VIP Series	053
	DTA100	206
General Instrument	DCT Series, DCH Series, CFT2200	008
	DL4, DQNV/DRX, DPBB, DPV/DP/DQN, DRZ	027
Jerrold	BMC9012/BMC9022	006
	DSR470	005
	CFT2000	012
	DRZ	024
	DL4,DP(V),DQN(V),DPBB	025
	DRX	002
	Some Model	048
	DL4, DQNV/DRX, DPBB, DPV/DP/DQN, DRZ	027
ADB	ADB Series	054, 055
	ADB5810WX	115
	ADB5810W, ADB5721W NX	163
Amino	AmiNET Series	249
	A125, A130, A530	256, 257
	A110	260, 261
	A140, A540, A550	219
Arris	MP2000	172
	Frontier	216
AT&T	U-VERSE	051
Bell Fibe	PVR Slim	205
Cincinnati Bell	ZTE	194
	ZTE B700-V3	220
Cisco	RNG200	113
	IPN Series	051
	CIS330, CIS430	156
	DIGITAL TRANSPORT ADAPTER50	001

Cable TV Codes		
Maker, Brand, or Name	Converter	Code Number
Comcast	RNG200	113
	XFINITY	195
Confluent	CTG4-HDR	196
COX Digital Cable	Mini Box	223
Digeo	2056-MSX	153
Digital Multimedia Technology	DMT-205HD	222
DirecTV	Genie	238
	Sky AP HD/Sky Ap Jr	239
Dream	DM7020S	159
DSTV	DSTV [PVR1]	182
	DSTV [PVR2]	183
Dune	SMART B1, BE, D1, H1, HE, ME	184
	MINI, ULTRA	185
Duoson	TotalPlay	218
Entone	URC PLUS	155
	Kamai 651	221
	Kamai 500	210, 221
		213
	Kamai 45x	221
Evolution FTA	X0-01	158
Evolution	UNIVERSAL SD DTA	189
	UNIVERSAL HD DTA	215
Foxtel	IQ3	228
Hamlin	CR6000	042
	CR6600, 6800, CR83	043
	CRX5000	044
Homecast	NC3000C01	176
Horizon	Ziggo	225
Innovative Systems	IPTV Receiver	262
KAON	Mini	208
Layer3	C12516	226
Moxi	MOXI MEDIA CENTER	006
	MOXI HD DVR	052
	2056-MSX	153
Myrio	Evo Series	054, 055
Nagra	DCI-4136M	211

Cable TV Codes		
Maker, Brand, or Name	Converter	Code Number
Nagravision	HDDTA	201
nBox	ADB-5720SX	181
	ABD5720SX	186
nFusion	NUVENIO SD PHOENIX, NUVENIO HD, SOLARIS, NOVA	192
NowTV	NOWTV	114
NSC	IM781R	046
	IM781	047
Oak	SIGMAONE, P1, P2, P3, SIGMA 2000	037
	RTC56, RKDM	038
	SIGMA 2001, 2002	039
	SIGMA 450, 500, 550	040
Pace	500 Series	001, 007
	TDC Series	002
	DTA Series	113
	510	004
	DC550DR	214
	DC60X	206
	IPH8005M	217
Panasonic	140, 145, 170, 175	030
	110, 120, 130, 150, 160	031
Pico Digital	VMX1	224
Pioneer	VOYAGER Series	001, 007
	BA9000	013
	BA4100, 4200, 4500	028
	BA4100, 4200, 4500	029
Regency	All Models	045
Samsung	OCAP Models	001, 007
		130
SeaChange	ANALOG CONVERTER	190
	HD TCM	191
Sky	SKY+HD	230
	SKY HD	204
	Q	240
	AP HD, AP Jr	241
Sony	DHG-M55CV	003
Technicolor		365
Telnet	RC-RW100	154
Thompson	DCI1011GEM, DCI1011GEM1, DCI104ICS	365, 188

Cable TV Codes		
Maker, Brand, or Name	Converter	Code Number
Television	TV19	187
Tocom	5507	035
	5503A	036
Transparent Video Systems	4000A	193
Wegener	SMD 515	050
Windstream	KINETIC	212
ZeeVee	ZvMXE	227
Zenith	MN2500	032
	PM	033
	Z-TAC	034



CABLE-DVR (TIVO)

CHANNEL MASTER 859
DSTV 836, 837, 838, 839, 840
HUGHES 817, 821, 822, 823, 824,
825, 826, 827, 828
HUMAX 817, 818
ICREALTIME 834, 816
PHILIPS 790, 817, 821, 822, 823,
824, 825, 826, 827, 828, 835,
SPECO TECHNOLOGIES 879
TIVO 790, 817, 818, 821, 822, 823,
824, 825, 826, 827, 828, 858
TOSHIBA 817
ZUUMMEDIA 855
ZENITH 567

TV

ADMIRAL 072, 081, 160, 161, 096
AD NOTAM 672
ADVENT 147
AFFINITY 680
AIWA 141 145
AKAI 070, 146, 004, 148, 124, 226,
104, 108, 244
AKIO 103
ALARON 028
AMARK 112, 127
AMERICA ACTION 043
AMPRO 073, 167
ANAM 043, 054, 056, 080, 112, 131
AOC 058, 070, 004, 112, 245
APEX 092
APEX DIGITAL 015, 150, 037, 724
AQUAVISION 097, 100, 686
AUDIOVOX 076, 103, 043, 035, 078,
224
AUVIO 689
AVIELO 090, 628
AVION 223
AVERA 761
AXESS 711
BAYSONIC 043
BELL&HOWELL 072
BENQ 234
BRADFORD 043
BROKSONIC 096, 170
CAIRN 162
CANDLE 070, 002, 003, 004
CAPEHART 058
CARVER 164
CELEBRITY 001
CETRONIC 043
CIELO 714
CIIL 732
CINERAL 103, 120
CITIZEN 070, 002, 003, 004, 101,
103, 127
CLASSIC 043
COBY 640, 641, 671, 236
CONCERTO 004
CONTEC 043, 051

CONTINU-US 161, 746, 747
CORONADO 127
CRAIG 043, 054, 028
CROSLEY 164
CROWN 043, 127
CURTIS MATHES 070, 004, 101, 011,
072, 081, 120, 164, 127
CXC 043
DAEWOO 076, 103, 112, 004, 127,
016, 043, 044, 125, 120
DAYTRON 004, 127
DELL 041, 249
DENON 011
DIGITAL PROJECTION 090
DUMONT 004, 073
DWIN 131, 132, 161
DYNASTY 043
DYNATECH 062
FISHER 007, 057
ELECTROBAND 001
ELECTROHOME 024, 076, 127
ELEMENT 004, 110, 622, 690
EMERSON 005, 028, 043, 048, 076,
096, 155, 004, 051, 151, 153
154 127 121
ENVISION 070
EPSON 087, 228
ESA 031
EVERVUE 755
FREEMOTION 688
FUJITSU 164, 197, 028, 157, 149,
066, 217
FUNAI 028, 043, 052, 168
FUSION 642
FUTURETECH 043
GATEWAY 165, 031
GE 070, 073, 130, 144, 160, 161, 004,
008, 009, 034, 056
074 091 155 081 120
GEM 031
GIBRALTER 004, 073
GOLDSTAR 004, 106, 112, 127
GPX 674
GRUNPY 028, 043
HAIER 004, 116, 623, 236, 749
HALL MARK 004
HANNSPREE 099
HARLEY DAVIDSON 028
HARMAN KARDON 164
HARVARD 043
HISENSE 198, 021, 619, 630, 631,
236, 752
HITACHI 011, 007, 009, 004, 072,
010, 012, 023, 075, 158, 127, 174,
243, 670, 749
HP 027, 039, 098
HUMAX 122
HYPERION 242
HYUNDAI 049, 067
ILO 055, 096
INFINITY 164

INFOCUS 046, 215, 225, 233, 726,
733
INKEL 129
INSIGNIA 068, 069, 078, 096, 164,
168, 247
INTEQ 073
JBL 164
JCB 001
JCPENNEY 004, 008, 024, 030, 065,
070, 101, 160, 156, 127
JENSEN 013
JVC 038, 001, 034, 083, 195, 159,
227, 639
KENWOOD 070, 001
KLEGG 220
KLOSS 002, 059
KREISEN 202
KTV 070, 043, 154, 127
LG 004, 106, 112, 127, 086, 236, 648,
741
LODGENET 072
LOEWE 196, 164, 738
LOGIK 072
LUXMAN 004
LXI 007, 015, 052, 081, 160, 164
MAGNAVOX 070, 003, 004, 022, 059
060, 061, 063, 064, 127, 164, 094,
160, 056, 028, 035, 211, 205, 218,
050, 138, 232
MAJESTIC 072
MARANTZ 164, 070, 143, 169
MATSUI 164
MATSUSHITA 080
MAXENT 165
MEGATRON 004
MEMOREX 004, 007, 072, 028, 096
METZ 088
MGA 024, 070, 004, 042
MIDLAND 073
MINERVA 088
MINTEK 077
MINUTZ 008
MITSUBISHI 109, 024, 042, 004, 040,
146, 028, 124, 081, 200, 235
MOTOROLA 081
MTC 070, 004, 062, 101
MULTITECH 043
NAD 015, 025
NEC 070, 130, 134, 040, 056, 007,
019, 024, 004, 182, 140, 717, 758
NEXUS 620, 078
NIKEI 043
NIKKO 103
NIKO 175
NORCENT 211
NTC 103
NUVISION 084
OLEVIA 219, 004, 161, 144, 160
ONKING 043
ONWA 043
OPTIMUS 080

OPTOMA 029, 032
OPTONICA 019, 081
ORION 096, 201, 203, 204, 205, 028
PANASONIC 080, 034, 056, 164, 190,
230, 248, 237, 240, 664
PEERLESS-AV 723, 763
PHILCO 070, 003, 004, 024, 056, 059,
060, 063, 064, 127, 164
PHILIPS 164, 005, 038, 093, 127,
070, 003, 004, 059, 199, 218, 161,
232, 629, 727, 773
PIONEER 023, 025, 135, 176, 004,
018, 070, 183, 191, 208, 214, 182,
660
PLANAR 728, 742, 787, 788
POLAROID 026, 118, 119, 006, 110
PORTLAND 004, 103, 127
PRISM 034
PROSCAN 144, 160, 161, 167, 236
PROTON 004, 058, 171, 173, 193,
127, 163
PROTRON 102, 213, 004, 115
PROVIEW 110
PROX 092
PYLE HOME 661, 662
QUASAR 034, 056, 239
RADIO SHACK 004, 019, 127, 043
RCA 160, 161, 144, 156, 065, 070,
004, 023, 024, 056, 074, 152, 081,
209, 713, 751
REALISTIC 007, 019
REVOLUTION HD 220
RUNCO 072, 073, 130, 179, 180, 181,
182, 216, 194, 697
SAMPO 070, 004, 058, 165
SAMSUNG 192, 089, 004, 101, 127,
133, 160, 105, 070, 184, 185, 515,
655
SANSEI 120
SANSUI 096, 244, 078, 762
SANYO 007, 053, 057, 082, 020, 750
SCEPTRE 036, 699
SCOTCH 004
SCOTT 004, 005, 028, 043, 048, 127,
113
SEARS 004, 007, 015, 028, 030, 057,
082, 094, 160, 052, 164, 127
SEIKI 690
SELECO 189
SEMIVOX 043
SEMP 015
SEURA 704
SHARP 081, 019, 014, 028, 004, 022,
127, 684, 692, 735, 765, 766
SHERWOOD 128
SIGNATURE 072
SILO 001
SKYVUE 086
SOLE 177 178
SONY 001, 241, 633, 126, 139
SOUNDESIGN 003, 004, 028, 043

SOYO 163	VIDEO CONCEPTS 146	DYNEX 089	PARASOUND 083
SPECTRICON 112	VIDIKRON 188, 164, 182	EMERSON 235	PHILIPS 164, 074, 209, 176, 177, 191, 195, 127, 381
SPECTRONIQ 004	VIDTECH 004	ESA 235	PIONEER 187, 180, 175, 221, 223, 093, 364, 156, 377
SQUAREVIEW 052	VIEWSONIC 210, 211, 720	FUNAI 235	POLAROID 075, 084, 085
SSS 004 043	VIORE 055, 229, 192	GE 188 189	PRIMARE 250, 251
STARLITE 043	VISCO 110	GOLDSTAR 182 194	PROCEED 172
SUNBRITE 633, 634, 635, 236, 238, 772	VIZIO 236, 031, 624, 004, 625, 675	GO VIDEO 228, 182, 252, 253, 254	PROSCAN 188, 189
SUPRE MACY 002	WARDS 004, 064, 164, 008, 009, 019, 028, 060, 061, 063, 072, 074, 070, 127	GRADIENTE 243	RCA 188, 189, 086
SUPREME 001	W BOX TECHNOLOGIES 731	HARMAN KARDON 217	SANSUI 201
SVA 046	WESTINGHOUSE 076, 036, 221, 222, 001, 280, 690, 695	HITACHI 181	SANYO 215
SYLVANIA 070, 003, 059, 060, 063, 064, 127, 160, 164, 044, 056, 168, 121, 231	WINBOOK 079	HITEKER 197	SAMSUNG 183, 228, 193, 205, 073, 152, 241, 380
SYMPHONIC 052, 168	YAMAHA 004, 070, 206, 20	INSIGNIA 078, 235, 085, 182, 178, 089, 385	SENSORY SCIENCE 254, 255
SYNTAX OLEVIA 219, 004, 161, 144, 160	YORK 004	INTEGRA 208, 236, 238, 128	SHARP 174
TANDY 081	YUPITERU 043	JVC 185	SHERWOOD 083, 129 361
TATUNG 056, 062	ZENITH 011, 072, 073, 095, 103, 096	KENWOOD 166	SONY 077, 190, 213, 168, 118, 119, 120, 121, 126, 091, 363, 368, 378, 382
TCL 705, 749	ZONDA 112	KISS 237	SPECTRONIQ 088
TECHNICS 034, 080		KLH 230	SUPERSCAN 235
TECHNOL ACE 028	DVD	KOSS 243	SV2000 235
TECHVIEW 246	ADCOM 203	KRELL 218	SYLVANIA 235
TECHWOOD 004	AIWA 210, 214	LEXICON 216	SYMPHONIC 235
TEKNIKA 002, 003, 004, 024, 028, 043, 072, 101, 103, 164, 127	AKAI 239	LG 182, 194, 105, 090	TAG MCLAREN 202
TELEFUNKEN 244	ALPINE 179	LITEON 150	TASCAM 185
TELERENT 072	ANTHEM 361	MAGNAVOX 178, 191, 195, 235, 386	TECHNICS 173
TERA 172	APEX DIGITAL 240, 197, 247, 248, 196	MARANTZ 176, 177, 135	THETA DIGITAL 187
THOMPSON 166	ARCAM 165, 148, 374	MCINTOSH 167	TOSHIBA 169, 171, 191, 206, 227, 201, 236, 356
TILEVISION 663	AUDIOVOX 075	MEMOREX 222	TRUTECH 151
TMK 004	BOSE 244, 245	MERIDIAN 200	VENTURER 229
TNCI 073	CAMBRIDGE AUDIO 224, 145, 360	MINTEK 240, 196	VINC 220, 087
TOSHIBA 015, 030, 007, 040, 062, 101, 142, 045, 137, 703	CARY AUDIO DESIGN 249, 149	MITO 229	VIZIO 375
TOTEVISION 127	CLASSE 242	MITSUBISHI 186	YAMAHA 199, 204, 246, 184, 192, 334, 383
TRUTECH 212	COBY 206	MOXI 112	ZENITH 182, 194
UNIVERSAL 008, 009	CYBERHOME 170, 212	MYRYAD 211	
UPSTAR 708	DAEWOO 170	NAD 198, 182, 092	
VENTURER 236	DENON 226, 184, 225, 358	ONKYO 207, 236, 128	
	DUNE 366	OPPO 125	
	DURABRAND 235	OPTIMUS 187	
		ORITRON 243	
		PANASONIC 076, 219, 173, 184, 192, 103, 104, 379	

For TV/DVD combination units, please use the following steps to operate the volume control:

1. Press the **CBL** button and **OK/SEL** button simultaneously for three seconds. The device LED will turn on for 20 seconds. The next step must be performed while the LED is on.
2. Press the **VOL ▲** button.
3. Press the **DVD** button. The CBL device LED will blink twice to confirm the programming.