



Get started _

All you need to know to get going with your Sprint 4G Desktop Modem.

Welcome! _



Sprint is committed to developing technologies that give you the ability to get what you want when you want it, faster than ever before. This guide introduces you to the basics of getting started with Sprint and your new Motorola CPEi 25150 4G Desktop Modem.

Get it on the Now Network™.



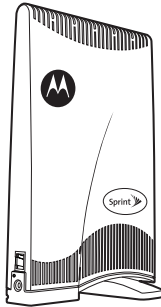
MOTOROLA

CPEi 25150

Sprint 

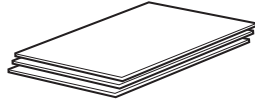
©2009 Sprint. SPRINT and the logo are trademarks of Sprint. Other marks are property of their respective owners.

What's in the Box _

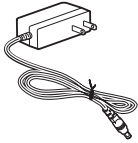


Modem

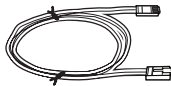
Get Started guide,
Ts & Cs, and
regulatory information



Power Cord



Ethernet Cable



Before You Start _

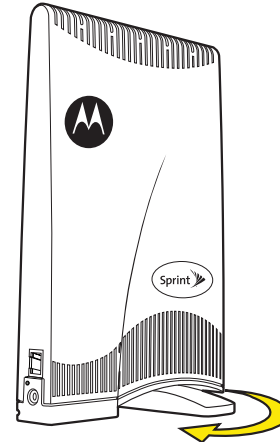


▶ Activate Your Modem

- If you purchased your 4G modem at a Sprint Store, it is probably activated and ready to use.
- If you received your 4G modem in the mail, call Sprint Customer Service at **1-866-639-9565** to activate the modem on your Sprint account.

▶ Prepare the Modem

Rotate the foot of the modem and place it upright on a flat, stable surface. Do not place the modem on its side or block the top of the vents.

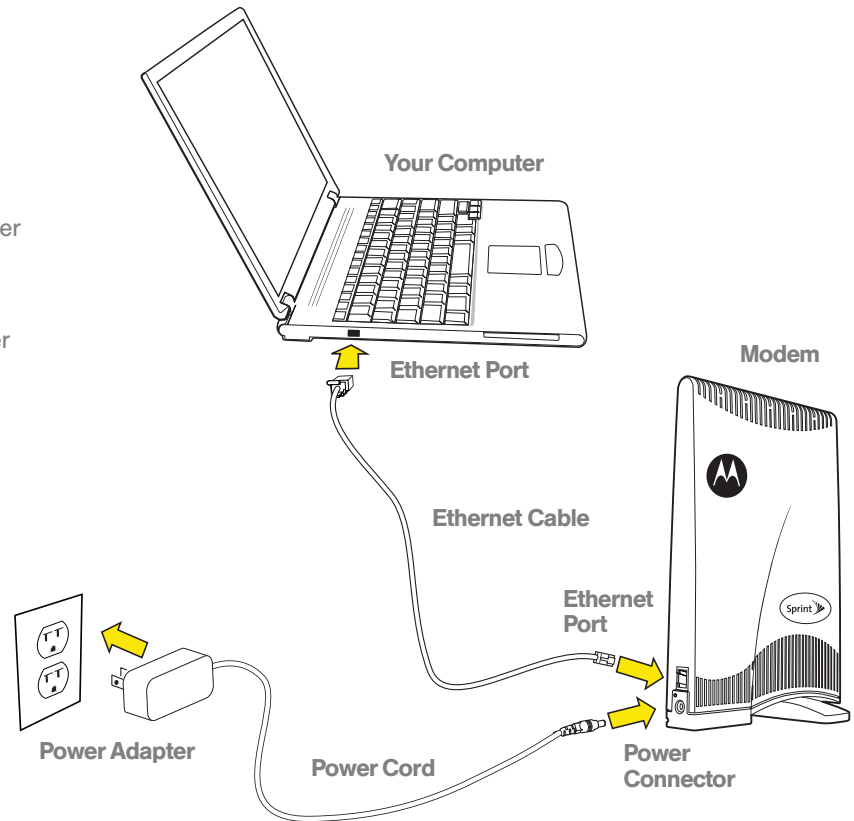


Connect Your Modem _



► Plug It In

1. Connect the Ethernet cable from your computer's Ethernet port to the modem's Ethernet port.
2. Insert the round end of the power cord into the modem's power connector and plug the other end into a power source. (The modem will power up and search for a network signal.)
3. Observe the LED signal lights at the top of the modem. The more lights that are lit, the stronger the signal. Try to position the modem so that at least two lights are constantly lit.



Get Connected _



▶ Check Your Connection

1. Open your computer's Web browser (for example, Internet Explorer, Safari, or Mozilla Firefox).
2. If your home page appears, you're in good shape. Go to any other website to verify that you have Internet access.

If you see a Sprint page, follow the instructions on the page and call **1-866-639-9565** to speak with a Sprint representative.

Manage Your Account _



▶ Online: www.sprint.com

- make a payment, see your bills, enroll in online billing
- check usage and account balance
- see or modify the details of your Sprint service plan
- get detailed instructions and download content

▶ From a Phone

- For any questions about your 4G modem or your Sprint 4G service: Dial **1-866-639-9565**
- For general questions about your Sprint account:
Sprint Customer Service: Dial **1-888-211-4727**
Business Customer Service: Dial **1-800-927-2199**

Resources _



▶ For Your Modem

- This *Get Started* guide to get you up and running.
- **User Guide** – View the comprehensive *User Guide* to the Motorola CPEi 25150 modem online at sprint.com/support.
- **Web** – Go to sprint.com/support to access troubleshooting and other resources.