

See Things Differently™


## QUICK START GUIDE

### ACCESSORIES LIST

USB AC Adaptor



USB Cable



Magnetic Stand



### STEP BY STEP TO CONNECT THE UNIT

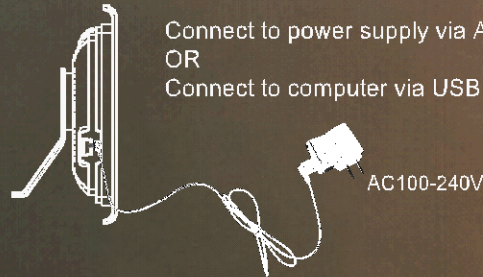
#### STEP 1

Connect USB cable to USB AC adaptor



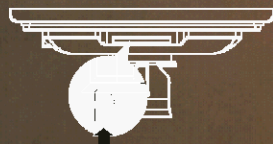
#### STEP 2

Connect to power supply via AC adaptor  
OR  
Connect to computer via USB cable



#### STEP 3

Insert SD/MMC/MS card with  
JPEG format files



### Display Photos in slide show

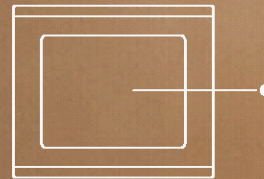
Step 1: Insert a memory card into the digital photo frame. Press the UP or DOWN button to select "PHOTO". Press the ENTER button to confirm.

Step 2: In the thumbnail view mode, press the MODE, UP, and DOWN buttons to select a photo. Press the ENTER button to confirm.

Step 3: In full-screen mode, press the MODE button to start the automated slide show. To stop slide show, press the MODE button.


### UNIT VIEW DESCRIPTION

#### FRONT VIEW




1. LCD Screen

#### BOTTOM VIEW



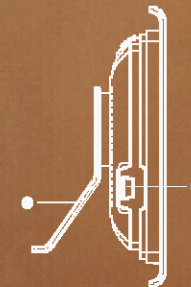
1. SD/MMC/MS Card Slot  
Insert SD/MMC/MS card into this slot

#### TOP VIEW



1. MODE : Press shortly to start slide show (single show mode) . Press and hold to turn off the screen.
2. DOWN : Select next picture
3. UP: Select previous picture
4. ESC: Return
5. ENTER: Confirm selection/ rotate(long press)/zoom

#### SIDE VIEW



1. DC 5V IN  
Connect supplied adaptor or USB cable.
2. Magnetic Stand  
Attach to the back of the unit.

### Safety Advice



As with any digital media-based storage device, data should be backed up regularly. We strongly recommend that you observe the usage precautions laid out in this instruction, and also back up the data in your player regularly. In no event will Nextar be liable for any indirect, incidental, special or consequential damages to any persons caused by Nextar's negligence, or for any lost profits, lost savings, loss of use, lost revenues or lost data arising from or relating to this device, even if Nextar has been advised of the possibility of such damages. In no event will Nextar's liability or damages to you or any other person ever exceed the amount paid by you for the device, regardless of the form of the claim. Some countries/states do not allow the limitations or exclusion of liability for incidental or consequential damages, so the above limitation or exclusion may not apply to you.