

mistral[®] *Slender Blender*[™]

Stick Mixer



MSB70

Important Safeguards

When using electrical appliances, in order to reduce the risk of fire, electric shock, and/or injury to persons, basic safety precautions should always be followed, including:

For Your Safety

- Read all instructions carefully, even if you feel you are quite familiar with this type of appliance.
- To protect against the risk of electric shock **DO NOT IMMERSE** the motor end of the blender, cord, or plug in water or any other liquid.
- Do not operate in the presence of explosive and/or flammable liquids or fumes.
- Young children should be supervised to ensure that they do not play with the appliance.
- The appliance is not intended for use by young children or infirm persons without supervision.
- Switch off and remove the plug from the power outlet before cleaning or when not in use.
- Do not operate any appliance with a damaged cord or plug, or after the appliance malfunctions, or is dropped or damaged in any manner.
- Do not let cord hang over edge of table or counter, or touch hot surfaces. Do not operate or place any part of this appliance on or near a hot gas or electric burner or in a heated oven.
- The use of attachments or accessories not recommended or sold by the manufacturer may cause fire, electric shock or injury.
- Operate on a level surface. Operating on sinks, drainboards or uneven surfaces must be avoided.
- Do not use any appliance for anything other than its intended use. This product is intended for household use only.
- Do not use outdoors.
- Do not abuse the cord. Never carry the appliance by the cord or pull it to disconnect it from the outlet; instead grasp the plug and pull to disconnect.
- Never use this appliance with an extension cord.

- Do not attempt to repair or disassemble the appliance. There are no user serviceable parts.
- This product has not been designed for any uses other than those specified in this booklet.
- When mixing hot liquids, use a tall container or mix in small batches to reduce the chance of spillage.
- Blades are sharp, handle carefully.
- Keeps hands and utensils out of the container while blending to prevent the possibility of severe injury to persons or damage to the unit. A rubber scraper may be used, but must be used only when the unit is not in operation.
- Keep hands away from the blade area.

COMPULSORY WARNING

If the supply cord is damaged, it must be replaced by the manufacturer or its service agent or a similarly qualified person in order to avoid hazard. This product has not been designed for any uses other than specified in this booklet.


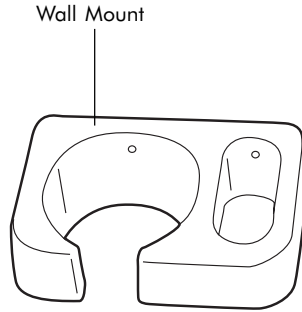
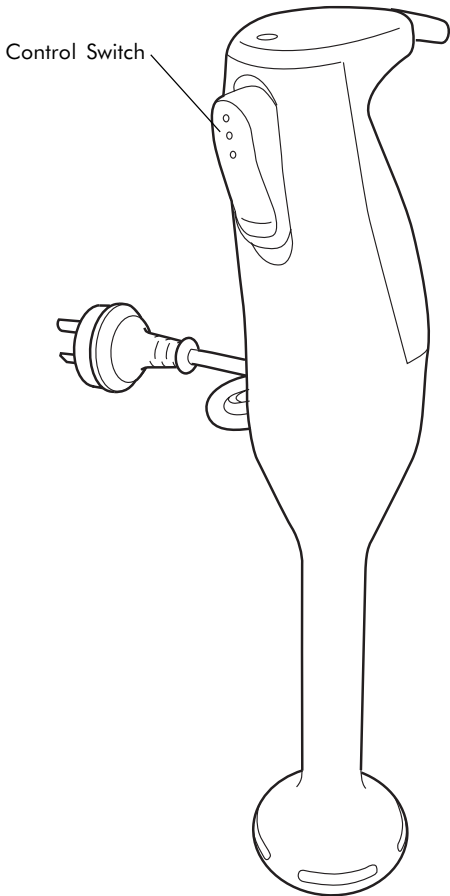
Save these instructions.

Your Mistral Slender Blender

Congratulations on the purchase of your new Mistral Slender Blender. Before using your new unit, it is important that you read and follow the instructions in this booklet even if you feel you are familiar with this type of appliance. Find a place to keep this booklet handy for future reference. Attention is particularly drawn to the section dealing with "Important Safeguards".

This appliance has been designed to operate from a standard domestic power outlet. It is not intended for industrial or commercial use.

Features of Your Slender Blender™



Before First Use

Carefully unpack the unit and remove all packaging material. Wipe the handle with a damp cloth. Wash the shaft and mixing blade in warm soapy water.

- Be careful not to submerge the body above the shaft. Dry thoroughly.
- Pay careful attention to the sharp blades.

How To Use Your Mistral Slender Blender™

Your new Mistral Slender Blender™ is great for preparing a variety of food and drinks including the following:

- A variety of mixed drinks.
- Chopping fruits and vegetables.
- Producing emulsions e.g. mayonnaise, sauces, baby foods, creams.
- Making puree vegetables for soups, baby foods etc.
- Preparing cocktails and shakes.

Note: Always use a high sided mixing container to avoid spillage while blending.

IMPORTANT

- The appliance is designed for short periods of use, do not keep on for longer than 30 seconds at a time, rest 5 minutes before next use.
- The Slender Blender™ performs tasks in seconds – not minutes. Stop blender to check the consistency during operation, if necessary restart.
- Any time you feel the unit becomes too hot, stop and allow it to cool.

Tips and Techniques

- Move the blender up and down in the mixture in a circular motion unless a recipe calls for a specific mixing procedure, as a strong suction may occur if the blender is left sitting on the bottom of the container while in operation.

- When mixing powdery ingredients with liquid, turn off the blender about half way through the mixing time. Scrape down sides of container and the blending shaft before mixing again.
- Watch the consistency of foods while using the Slender Blender and check the blade and the blade housing for clogged food. Turn the power off and use a rubber scraper to carefully remove any obstruction.
- **DO NOT** use the Slender Blender™ in a container that is still cooking on the stove.
- Wash fresh foods and remove (inedible) parts before using.
- Cut firm and fibrous foods into 1 cm to 1.5cm pieces and softer foods into 1.5cm to 2.5cm pieces.
- Most foods require some liquid for effective circulation through the blades. Soft, juicy foods may need little liquid, dry foods will require more liquid. Add liquid in small amounts until the desired consistency is obtained.
- This product is not intended for continued use.

Care and Cleaning

- Be sure that the unit is unplugged before cleaning.
- It is recommended that the Slender Blender™ be washed immediately after use.
- **DO NOT PLACE THE UNIT IN THE DISHWASHER.**
- Clean the surface with a warm damp cloth.
- Do not immerse the motor end of the unit, the cord or the plug in water or any other liquid.
- It may be necessary to wash the blades in warm soapy water to thoroughly remove any food residue. A soft nylon brush may be helpful. **DO NOT** use any abrasive cleaners.

Notes

Notes

Warranty

The benefits conferred by this warranty are in addition to all implied warranties, other rights and remedies in respect of the product which the consumer has under the Trade Practices Act and similar State and Territory Laws.

The original purchaser of this MISTRAL product is provided with the following warranty subject to the following conditions.

Mistral International Pty Ltd warrant this product for a period of 2 years from the date of purchase for all parts defective in workmanship or materials. This product or defective parts will be replaced free of charge.

WARRANTY CONDITIONS

1. This warranty is only valid for appliances used according to the manufacturer's instructions.
2. This appliance must not be modified or changed in any way.
3. Connection must be to the voltage requirements as specified in the ratings label located on the product.
4. The manufacturer does not accept liability for any direct or consequential damage, loss or other expense arising from misuse or incorrect installation and operation of the appliance.
5. Warranty will only be given where proof of purchase is provided, e.g. original invoice.
6. Not designed or warranted for industrial or commercial use.

Cat. No. MSB70
July 2001

DO NOT SEND IN THIS WARRANTY

Fill out the following details and file with your purchase invoice.

RETAIN & FILE WITH YOUR RECEIPT.

Your Purchase Receipt/Invoice is proof of date of purchase. You must be able to present it at the place of purchase to obtain a replacement or service under warranty.

Mistral International Pty Ltd reserves the right to discontinue items, modify designs and change specifications without incurring obligation. Whilst every effort is made to ensure that descriptions, specifications and other information in this publication is correct, no warranty is given in respect thereof and the company shall not be liable for any errors therein.

Purchased from: _____

Co. Name: _____

Address: _____

Date of Purchase: _____

NOTE: Consistent with our continuing product development policy, improvements may have been made which render the contents of this package slightly different to that shown.

Product of Mistral International Pty Ltd ABN 25 006 680 315
324 Frankston - Dandenong Road
Dandenong South, Victoria, Australia 3175
Telephone +61 3 9212 1333
Facsimile +61 3 9212 1340
Internet Address: www.mistral.com.au

RINGGRIP (NZ) Pty Ltd ACN 006 771 922
PO Box 51317 Pakuranga, Auckland, New Zealand
Telephone 0 800 328 280
Facsimile 0 800 328 238

Mistral is a registered trademark of Mistral International Pty. Ltd.

© 2001 Mistral International Pty. Ltd.