

MLi-452

6-Piece Powered Speaker System

User's Manual

Before operating the system, please read this manual thoroughly and retain it for future reference.

Version 1.0

MLi[®] is a registered trademark of MidiLand, Inc. U.S.A.
© Copyright 2000 MidiLand, Inc. All Rights Reserved.

Safety Instructions

Read Instructions

All the safety and operating instructions should be read before the system is operated.

Retain Instructions

The operating instructions should be retained for future reference.

Water and Moisture

The system should not be used near water. For example, near a bathtub, washbowl, kitchen sink, laundry tub, in a wet basement, or near a swimming pool, etc.

Outdoor Use - Warning

To reduce the risk of fire or electric shock, do not expose this system to rain or moisture.

Location

The system should be installed in a stable location.

Ventilation

This system should be situated away from heat sources such as radiators, heat registers, stoves, or other appliances

Power Sources

This system should be connected to a power supply only of the type described in the operating instructions or as marked on the system package.

Grounding or Polarization

The precautions that should be taken so that the grounding or polarization means of a system is not defeated.

Cleaning

The system should be cleaned only with a polishing cloth or a soft dry cloth. Never clean with furniture wax, benzene, insecticides or other volatile liquids since they may corrode the cabinet.

Period of Non-use

The power cord of the system should be unplugged from the wall outlet when left unused for a long period of time.

Servicing

The user should not attempt to service the system. Servicing should be referred to a qualified service personnel or returned to the dealer.

Package Contents

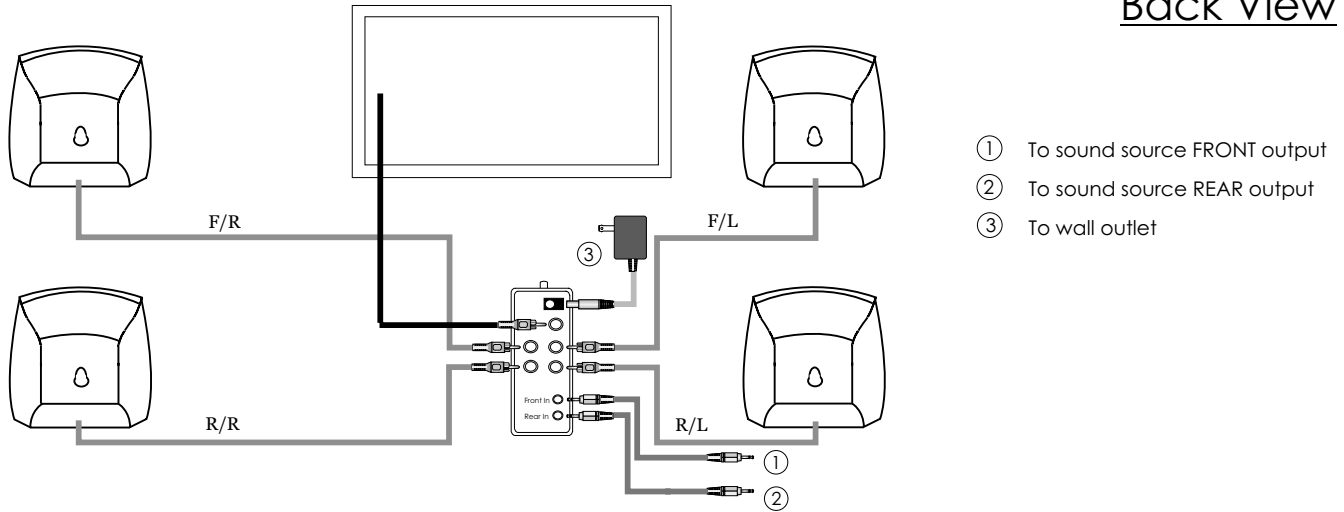
- Four (4) MLi-452 satellite speakers
- One (1) MLi-452 subwoofer
- One (1) MLi-452 control module
- One AC adapter
- User's manual

Features

- Power
- Volume Control
- Surround Volume Control
- 4.1 Surround Sound
(Multi-channel sound card required)
- Wood Subwoofer Enclosure
- Cloth Grill
- Magnetically Shielded

Installation

Back View



Multi-channel sound card

When connected to a multi-channel sound card, both of the inputs will be used. The front and rear inputs will be plugged into the sound card's front and rear output. The output will usually be labeled as OUT 1 and OUT 2.

Stereo Sound card / CD Player

When connected to a stereo sound card or a CD player, only one input (front) will be used. In this instance, all of the Satellite speakers and the subwoofer will function as a stereo surround sound speaker system.

Operations

Controls:

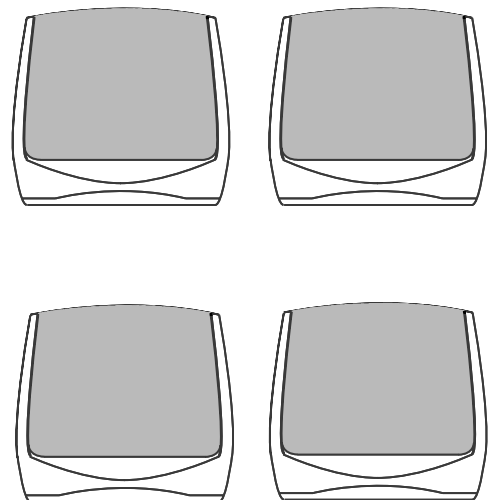
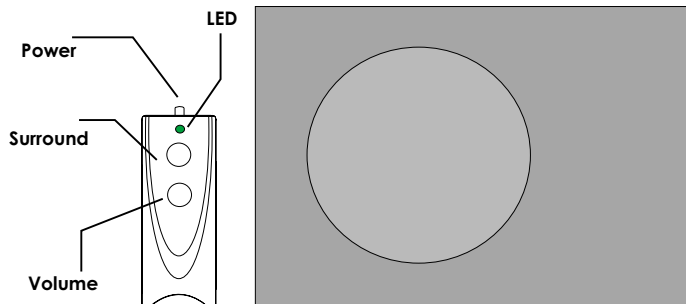
Front View

Power: Switch to turn on system power.

Volume: Rotate the knob clockwise to adjust volume.

Surround: Rotate the knob Clockwise to adjust rear speaker volume.

LED Display: Indicates system On/Off.



Troubleshooting

Problem	Possible Solution
No sound from the speakers	Verify that the AC adapter is plugged into the wall securely and the system is turned on Turn up the volume output level from your sound source Verify that your sound source is working properly
Sound is unclear or has lots of static	Check and connect each cable securely Place the subwoofer apart from the computer or other electrical housewares that may cause interference
Humming sound from subwoofer	Make sure the input cable is securely plugged into the sound source

For further information or support, email us at tech@midiland.com or call Customer Service at (888)592-1168.

Warranty

Three years limited warranty

MidiLand Inc., warrants to the end user that all of its computer speakers are free from defects in materials and workmanship in the course of normal and reasonable use for a term of three (3) years from the date of purchase.

This warranty is the exclusive and only warranty in effect relative to MidiLand Inc. computer speaker systems and any other warranties, either expressed or implied, are invalid. Neither MidiLand Inc. or any authorized MidiLand Inc. reseller is responsible for any incidental damages incurred in the use of the speakers. (This limitation of incidental or consequential damage is not applicable where prohibited)

MidiLand Inc.'s obligation under this warranty does not apply to any defect, malfunction or failure as a result of misuse, abuse, improper installation, use with faulty or improper equipment or the use of the computer speaker systems with any equipment for which they are not intended. MidiLand Inc. provides the above limited warranty only to the original purchaser and not to a secondary purchaser, transferee or assignee.

Under the terms of the warranty, the original consumer purchaser has certain legal rights and may have other rights which vary worldwide.

How to obtain warranty service

Please complete and mail in the product registration card provided in the package, or register online. In the event that this product should ever require servicing you should return the product, freight prepaid, in the original factory packaging to either (a) the original place of purchase or (b) MidiLand Inc., 3410 Pomona Blvd., Pomona, CA 91768, accompanied by (1) proof of purchase and (2) RMA request form available online at www.midiland.com.

Specifications

Driver Units:	2.5" full range (satellite) 3" woofer (subwoofer)
Output Power (rms):	3W+3W+3W+3W (satellite) 10W (subwoofer)
Frequency Response:	300Hz - 18kHz (satellite) 120Hz - 500Hz (subwoofer)
Input Sensitivity:	125 - 300mV
Controls:	Power, volume, surround volume
Power Supply:	External AC Adapter
Dimensions (WxHxD):	3.43" x 3.82" x 3.54" (satellite) 4.94" x 6.94" x 8.25" (subwoofer) 1.38" x 3.69" x 4.63" (control module)