


# TECHNICAL INFORMATION MANUAL

## SSZ 14 SEER Split System Heat Pumps

Models listed  
on page 3

- Refer to Service Manual RS6200005 for installation, operation, and troubleshooting information.
- All safety information must be followed as provided in the Service Manual.
- Refer to the appropriate Parts Catalog for part number information.



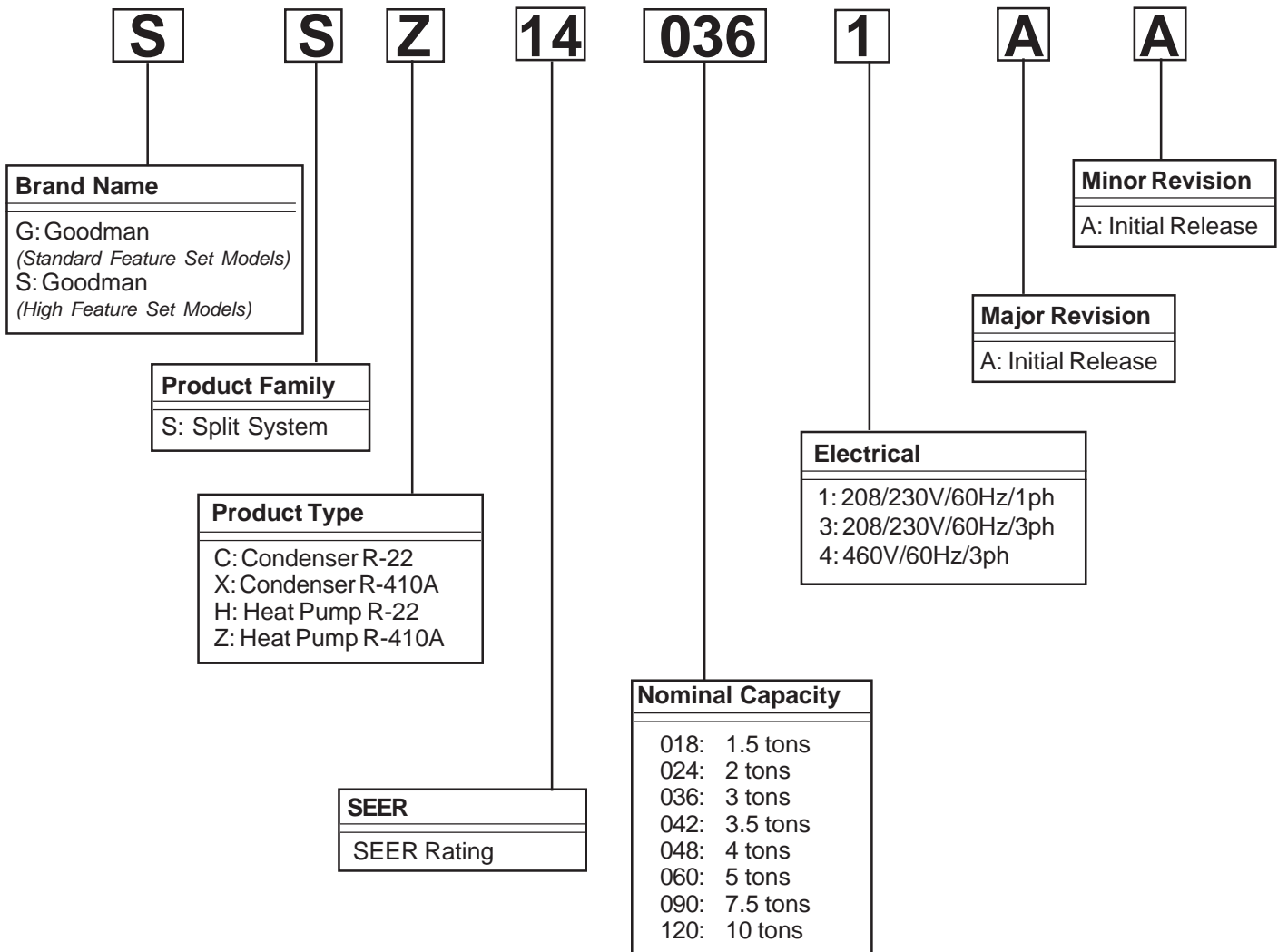
**Goodman**<sup>®</sup>

This manual is to be used by qualified, professionally trained HVAC technicians only. Goodman does not assume any responsibility for property damage or personal injury due to improper service procedures or services performed by an unqualified person.

RT6213005  
May 2006

# PRODUCT IDENTIFICATION

The model number is used for positive identification of component parts used in manufacturing. Please use this number when requesting service or parts information.



WARNING

**HIGH VOLTAGE!**  
Disconnect ALL power before servicing or installing this unit. Multiple power sources may be present. Failure to do so may cause property damage, personal injury or death.

WARNING

**ONLY** individuals meeting the requirements of an "entry level technician" as specified by the Air Conditioning and Refrigeration Institute (ARI) may use this information. Attempting to install or repair this unit without such background may result in product damage, personal injury or death.

WARNING

Goodman will not be responsible for any injury or property damage arising from improper service or service procedures. If you install or perform service on this unit, you assume responsibility for any personal injury or property damage which may result. Many jurisdictions require a license to install or service heating and air conditioning equipment.

# PRODUCT IDENTIFICATION

The model number is used for positive identification of component parts used in manufacturing. Please use this number when requesting service or parts information.

SSZ140181A\*  
SSZ140241A\*  
SSZ140301A\*  
SSZ140361A\*  
SSZ140421A\*  
SSZ140481A\*  
SSZ140601A\*

*\* Indicates minor revision & is not used for order entry or inventory management*



The United States Environmental Protection Agency (“EPA”) has issued various regulations regarding the introduction and disposal of refrigerants introduced into this unit. Failure to follow these regulations may harm the environment and can lead to the imposition of substantial fines. These regulations may vary by jurisdiction. A certified technician must perform the installation and service of this product. Should questions arise, contact your local EPA office. Violations of EPA regulations may result in fines or other penalties.



To prevent the risk of property damage, personal injury, or death, do not store combustible materials or use gasoline or other flammable liquids or vapors in the vicinity of this appliance.



Do not connect or use any device that is not design certified by Goodman for use with this unit. Serious property damage, personal injury, reduced unit performance and/or hazardous conditions may result from the use of such non-approved devices.

# PRODUCT DESIGN

SSZ14 models are available in 1 1/2 through 5 ton sizes and use R-410A refrigerant. They are designed for 208/230 volt single phase applications.

The condenser air is pulled through the condenser coil by a direct drive propeller fan. This condenser air is then discharged out of the top of the cabinet.

These units are designed for free air discharge, so no additional resistance like duct work shall be attached.

The suction and liquid line connections on present models are of the sweat type for field piping with refrigerant type copper. Front seating valves are factory installed to accept the field run copper. The total refrigerant charge for a normal installation is factory installed in the condensing unit. SSZ units are charged for the matching evaporator coil and a 15 foot refrigerant line set.

Systems should be properly sized by heat gain and loss calculations made according to methods of the Air Conditioning Contractors Association (ACCA) or equivalent. It is the contractors responsibility to ensure the system has adequate capacity to heat or cool the conditioned space.

SSZ models use high-efficiency Copeland® scroll "Ultratech" compressors which are specifically designed for R-410A refrigerant. There are a number of design characteristics which are different from the scroll compared to the traditional reciprocating compressor.

"Ultratech" Series scroll compressors with Copeland® ComfortAlert diagnostics will not have a discharge thermostat. Some of the early model scroll compressors required discharge thermostats.

Due to their design Scroll compressors are inherently more tolerant of small quantities of liquid refrigerant.

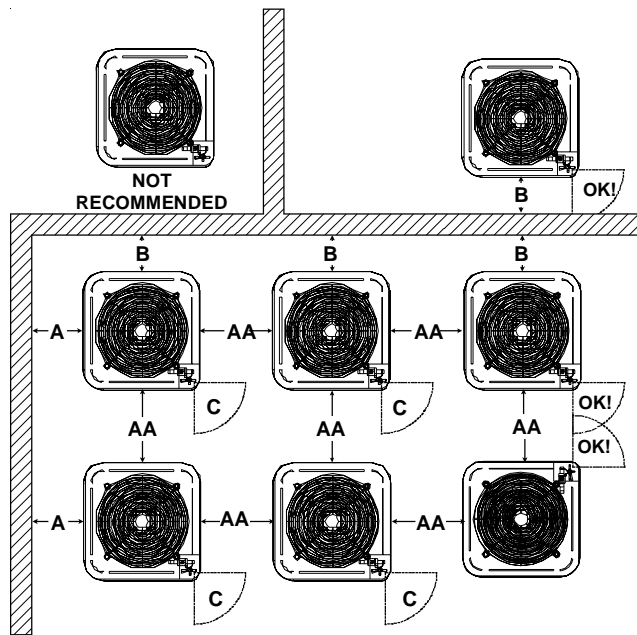
**NOTE:** Even though the compressor section of a Scroll compressor is more tolerant of liquid refrigerant, continued floodback or flooded start conditions may wash oil from the bearing surfaces causing premature bearing failure.

"Ultratech" Series scroll compressors use "POE" or polyolester oil which is **NOT** compatible with mineral oil based lubricants like 3GS. "POE" oil must be used if additional oil is required.

These clearances will help avoid air recirculation. If installing two or more units at the same location, allow at least 24 inches between units. If only one side is restricted (for example, against the outside wall of a house), the unit may be placed as close as 8" to that one wall.

**DO NOT** locate the unit:

- \* Directly under a vent termination for a gas appliance.
- \* Within 3 feet of a clothes drier vent
- \* Where the refreezing of defrost water would create a hazard
- \* Where water may rise into the unit.



Model Type	A	B	C	AA
Residential	10"	10"	18"	20"
Light Commercial	12'	12"	18"	24"

**⚠ WARNING**

To avoid possible injury, explosion or death, practice safe handling of refrigerants.

Operating pressures and amp draws may differ from standard reciprocating and/or scroll compressors. This information may be found in the "Cooling Performance Data" section.

This unit is for outdoor installation only. Refer to minimum figure for clearances from the sides of the unit to full walls and other objects.

**NOTE:** This unit cannot be completely enclosed. At least one side must be unrestricted.

Model	Dimensions - W x D x H
SSZ140181A*	29 x 29 x 34 1/4
SSZ140241A*	29 x 29 x 38 1/4
SSZ140301A*	29 x 29 x 38 1/4
SSZ140361A*	35 1/2 x 35 1/2 x 38 1/4
SSZ140421A*	35 1/2 x 35 1/2 x 38 1/4
SSZ140481A*	35 1/2 x 35 1/2 x 38 1/4
SSZ140601A*	35 1/2 x 35 1/2 x 38 1/4

# HEAT PUMP SPECIFICATIONS

## SSZ140181A\* - SSZ140601A\*

	SSZ140181A	SSZ140241A	SSZ140301A	SSZ140361A	SSZ140421A	SSZ140481A	SSZ140601A
Cooling Capacity, BTUH	18,000	24,000	30,000	36,000	42,000	48,000	60,000
Compressor							
R.L. Amps	8.97	12.82	14.10	16.67	17.95	19.87	26.41
L.R. Amps	48.0	58.3	73.0	79.0	112.0	109.0	130.0
Low Pressure Switch - Open / Close	95 PSIG/50 PSIG	95 PSIG/50 PSIG	95 PSIG/50 PSIG	95 PSIG/50 PSIG	95 PSIG/50 PSIG	95 PSIG/50 PSIG	95 PSIG/50 PSIG
High Pressure Switch- Open / Close	610 PSIG/420 PSIG	610 PSIG/420 PSIG	610 PSIG/420 PSIG	610 PSIG/420 PSIG	610 PSIG/420 PSIG	610 PSIG/420 PSIG	610 PSIG/420 PSIG
Condenser Fan Motor							
Horsepower	1/12	1/6	1/6	1/4	1/4	1/4	1/4
F.L. Amps	0.6	0.9	1.1	1.5	1.5	1.5	1.5
Liquid Line, Inches O.D.*	3/8"	3/8"	3/8"	3/8"	3/8"	3/8"	3/8"
Suction Line, Inches O.D.*	3/4"	3/4"	3/4"	7/8"	7/8"	7/8"	1 1/8"
Refrigerant Charge	150.0	170.0	195.0	220.0	220.0	280.0	285.0
Power Supply	208/230-60-1	208/230-60-1	208/230-60-1	208/230-60-1	208/230-60-1	208/230-60-1	208/230-60-1
Minimum Circuit Ampacity <sup>(1)</sup>	11.80	16.93	18.73	22.33	24.00	26.40	34.60
Maximum Overcurrent Device <sup>(2)</sup>	20	20	30	30	40	40	60
Electrical Conduit Size							
Power Supply (Inches)	1/2 or 3/4	1/2 or 3/4	1/2 or 3/4	1/2 or 3/4	1/2 or 3/4	1/2 or 3/4	1/2 or 3/4
Approximate Shipping Weight	199	207	219	242	242	266	280

\* Up to 35' in equivalent line length

<sup>(1)</sup> Wire size should be determined in accordance with National Electrical Codes; extensive wire runs will require larger wire sizes.

<sup>(2)</sup> May use fuses or HACR-type circuit breakers of the same size as noted.

NOTE: This data is provided as a guide, it is important to electrically connect the unit and properly size fuses/circuit breakers and wires in accordance with all national and/or local electrical codes. Use copper wire only.

Unit specifications are subject to change without notice. **ALWAYS** refer to the unit's serial plate for the most up-to-date general and electrical information.

# COOLING PERFORMANCE DATA

# SSZ140181A\*

**EXPANDED PERFORMANCE DATA** **COOLING OPERATION**  
**MODEL: SSZ140181A\* / CAF3131\*6A\* +TXV / MBR800\*\*-1** **Design Subcooling 9 ±3 °F @ the liquid service valve, ARI 95 test conditions**

IDB* Airflow		Outdoor Ambient Temperature																								
		65				75				85				95				105				115				
		59	63	67	71	59	63	67	71	59	63	67	71	59	63	67	71	59	63	67	71	59	63	67	71	
70	675	MBh	17.6	18.3	20.0	-	17.2	17.9	19.6	-	16.8	17.4	19.1	-	16.4	17.0	18.6	-	15.6	16.2	17.7	-	14.4	15.0	16.4	-
		S/T	0.74	0.62	0.43	-	0.76	0.64	0.44	-	0.78	0.65	0.45	-	0.81	0.67	0.47	-	0.84	0.70	0.49	-	0.85	0.71	0.49	-
		Delta T	18	15	12	-	18	16	12	-	18	16	12	-	18	16	12	-	18	15	12	-	17	14	11	-
		KW	1.17	1.19	1.23	-	1.25	1.28	1.32	-	1.33	1.36	1.40	-	1.40	1.43	1.47	-	1.45	1.48	1.53	-	1.50	1.53	1.58	-
		AMPS	4.2	4.3	4.4	-	4.5	4.6	4.8	-	4.9	5.0	5.2	-	5.3	5.4	5.6	-	5.6	5.7	5.9	-	5.9	6.1	6.3	-
		LO PR	213	229	242	-	239	257	271	-	271	292	308	-	309	333	351	-	348	374	395	-	384	413	436	-
	600	MBh	17.1	17.7	19.4	-	16.7	17.3	19.0	-	16.3	16.9	18.5	-	15.9	16.5	18.1	-	15.1	15.7	17.2	-	14.0	14.5	15.9	-
		S/T	0.70	0.59	0.41	-	0.73	0.61	0.42	-	0.75	0.62	0.43	-	0.77	0.64	0.45	-	0.80	0.67	0.46	-	0.81	0.67	0.47	-
		Delta T	18	16	12	-	19	16	12	-	19	16	12	-	19	16	12	-	19	16	12	-	17	15	11	-
		KW	1.16	1.18	1.22	-	1.24	1.27	1.31	-	1.32	1.35	1.39	-	1.38	1.41	1.46	-	1.44	1.47	1.52	-	1.49	1.52	1.57	-
		AMPS	4.2	4.3	4.4	-	4.5	4.6	4.8	-	4.9	5.0	5.2	-	5.2	5.3	5.5	-	5.5	5.7	5.9	-	5.9	6.0	6.2	-
		LO PR	210	227	239	-	236	254	268	-	269	289	305	-	306	329	348	-	344	370	391	-	380	409	432	-
525	MBh	15.8	16.4	17.9	-	15.4	16.0	17.5	-	15.1	15.6	17.1	-	14.7	15.2	16.7	-	14.0	14.5	15.9	-	12.9	13.4	14.7	-	
	S/T	0.68	0.57	0.39	-	0.70	0.59	0.41	-	0.72	0.60	0.42	-	0.74	0.62	0.43	-	0.77	0.64	0.45	-	0.78	0.65	0.45	-	
	Delta T	19	16	12	-	19	16	12	-	19	16	12	-	19	17	13	-	19	16	12	-	18	15	12	-	
	KW	1.13	1.15	1.19	-	1.21	1.24	1.28	-	1.29	1.31	1.35	-	1.35	1.38	1.42	-	1.41	1.44	1.48	-	1.45	1.48	1.53	-	
	AMPS	4.1	4.2	4.3	-	4.4	4.5	4.6	-	4.7	4.9	5.0	-	5.1	5.2	5.4	-	5.4	5.5	5.7	-	5.7	5.8	6.0	-	
	LO PR	204	220	232	-	229	247	260	-	261	280	296	-	297	319	337	-	334	359	379	-	369	397	419	-	
75	675	MBh	17.9	18.5	20.0	21.5	17.5	18.0	19.5	21.0	17.1	17.6	19.1	20.5	16.7	17.2	18.6	20.0	15.9	16.3	17.7	19.0	14.7	15.1	16.4	17.6
		S/T	0.84	0.75	0.57	0.36	0.87	0.78	0.59	0.38	0.89	0.80	0.60	0.39	0.92	0.82	0.62	0.40	0.95	0.85	0.65	0.42	0.96	0.86	0.65	0.42
		Delta T	20	19	15	11	21	19	16	11	21	19	16	11	21	19	16	11	21	19	16	11	19	18	15	10
		KW	1.18	1.20	1.24	1.27	1.26	1.29	1.33	1.37	1.34	1.37	1.41	1.46	1.41	1.44	1.48	1.53	1.46	1.50	1.54	1.59	1.51	1.55	1.60	1.65
		AMPS	4.2	4.3	4.5	4.6	4.6	4.7	4.8	5.0	5.0	5.1	5.2	5.4	5.3	5.4	5.6	5.8	5.6	5.8	6.0	6.2	6.0	6.1	6.3	6.5
		LO PR	215	231	244	255	241	259	274	286	274	295	311	325	312	336	355	370	351	378	399	416	388	418	441	460
	600	MBh	17.4	17.9	19.4	20.8	17.0	17.5	19.0	20.3	16.6	17.1	18.5	19.9	16.2	16.7	18.1	19.4	15.4	15.8	17.2	18.4	14.3	14.7	15.9	17.1
		S/T	0.80	0.71	0.54	0.35	0.83	0.74	0.56	0.36	0.85	0.76	0.57	0.37	0.88	0.78	0.59	0.38	0.91	0.81	0.62	0.40	0.92	0.82	0.62	0.40
		Delta T	21	20	16	11	22	20	16	11	22	20	16	11	22	20	16	11	21	20	16	11	20	18	15	10
		KW	1.17	1.19	1.23	1.26	1.25	1.28	1.32	1.36	1.33	1.36	1.40	1.44	1.40	1.43	1.47	1.52	1.45	1.48	1.53	1.58	1.50	1.53	1.58	1.64
		AMPS	4.2	4.3	4.4	4.6	4.5	4.6	4.8	5.0	4.9	5.0	5.2	5.4	5.3	5.4	5.6	5.8	5.6	5.7	5.9	6.1	5.9	6.1	6.3	6.5
		LO PR	213	229	242	252	239	257	271	283	271	292	308	322	309	333	351	366	348	374	395	412	384	413	437	455
525	MBh	16.1	16.5	17.9	19.2	15.7	16.2	17.5	18.8	15.3	15.8	17.1	18.3	15.0	15.4	16.7	17.9	14.2	14.6	15.8	17.0	13.2	13.5	14.7	15.7	
	S/T	0.77	0.69	0.52	0.34	0.80	0.71	0.54	0.35	0.82	0.73	0.55	0.36	0.84	0.76	0.57	0.37	0.88	0.78	0.59	0.38	0.88	0.79	0.60	0.39	
	Delta T	22	20	16	11	22	20	17	11	22	20	17	11	22	20	17	12	22	20	16	11	20	19	15	11	
	KW	1.14	1.16	1.20	1.24	1.22	1.25	1.29	1.33	1.30	1.32	1.37	1.41	1.36	1.39	1.44	1.48	1.42	1.45	1.49	1.54	1.47	1.50	1.54	1.60	
	AMPS	4.1	4.2	4.3	4.5	4.4	4.5	4.7	4.8	4.6	4.9	5.1	5.2	5.1	5.2	5.4	5.6	5.4	5.6	5.7	6.0	5.7	5.9	6.1	6.3	
	LO PR	206	222	234	244	231	249	263	274	263	283	299	312	300	323	341	355	337	363	383	400	373	401	423	442	

Shaded area is ACCA (TVA) conditions IDB: Entering Indoor Dry Bulb Temperature KW=Total system power AMPS=Outdoor unit amps (comp. +fan)

# COOLING PERFORMANCE DATA

# SSZ140181A\*

## EXPANDED PERFORMANCE DATA

## COOLING OPERATION

MODEL: SSZ140181A\* / CA\*F3131\*6A\* +TXV / MBR800\*\*-1 Design Subcooling 9 ±3 °F @ the liquid service valve, ARI 95 test conditions

IDB*	Airflow	Outdoor Ambient Temperature												Entering Indoor Wet Bulb Temperature											
		65				75				85				95				105				115			
		59	63	67	71	59	63	67	71	59	63	67	71	59	63	67	71	59	63	67	71	59	63	67	71
80	MBh	18.3	18.7	19.9	21.3	17.8	18.2	19.5	20.8	17.4	17.8	19.0	20.3	17.0	17.4	18.5	19.8	16.1	16.5	17.6	18.8	14.9	15.3	16.3	17.4
	S/T	0.92	0.86	0.70	0.52	0.95	0.89	0.73	0.54	1.00	0.92	0.75	0.56	1.00	0.94	0.77	0.57	1.00	1.00	0.80	0.60	1.00	1.00	0.80	0.60
	Delta T	23	22	19	15	23	22	19	15	24	22	19	15	23	22	19	16	22	22	19	15	20	21	18	14
	KW	1.19	1.21	1.25	1.28	1.27	1.30	1.34	1.38	1.35	1.38	1.42	1.47	1.42	1.45	1.50	1.54	1.48	1.51	1.56	1.61	1.53	1.56	1.61	1.66
	AMPS	4.3	4.4	4.5	4.7	4.6	4.7	4.9	5.1	5.0	5.1	5.3	5.5	5.3	5.5	5.7	5.9	5.7	5.8	6.0	6.2	6.0	6.2	6.4	6.6
	HIPR	217	233	247	257	243	262	277	288	277	298	315	328	315	339	358	374	355	382	403	420	392	422	445	465
	LO PR	109	116	126	134	115	122	133	142	119	127	139	148	125	133	146	155	131	140	153	162	136	145	158	168
	MBh	17.7	18.1	19.4	20.7	17.3	17.7	18.9	20.2	16.9	17.3	18.5	19.7	16.5	16.8	18.0	19.2	15.7	16.0	17.1	18.3	14.5	14.8	15.8	16.9
	S/T	0.88	0.82	0.67	0.50	0.91	0.85	0.69	0.52	0.93	0.87	0.71	0.53	0.96	0.90	0.73	0.55	1.00	0.94	0.76	0.57	1.00	0.94	0.77	0.57
	Delta T	24	23	20	16	24	23	20	16	24	23	20	16	24	23	20	16	24	23	20	16	22	21	19	15
KW	1.18	1.20	1.24	1.27	1.26	1.29	1.33	1.37	1.34	1.37	1.41	1.46	1.41	1.44	1.48	1.53	1.46	1.50	1.54	1.59	1.51	1.55	1.60	1.65	
AMPS	4.2	4.3	4.5	4.6	4.6	4.7	4.8	5.0	5.0	5.1	5.3	5.4	5.3	5.4	5.6	5.8	5.6	5.8	6.0	6.2	6.0	6.1	6.3	6.5	
HIPR	215	231	244	255	241	259	274	286	274	295	311	325	312	336	355	370	351	378	399	416	388	418	441	460	
LO PR	108	114	125	133	114	121	132	141	118	126	137	146	124	132	144	154	130	138	151	161	135	143	156	166	
MBh	16.4	16.7	17.9	19.1	16.0	16.3	17.4	18.6	15.6	15.9	17.0	18.2	15.2	15.6	16.6	17.8	14.5	14.8	15.8	16.9	13.4	13.7	14.6	15.6	
S/T	0.84	0.79	0.64	0.48	0.88	0.82	0.67	0.50	0.90	0.84	0.69	0.51	0.93	0.87	0.71	0.53	0.96	0.90	0.73	0.55	0.97	0.91	0.74	0.55	
Delta T	24	23	20	16	24	23	20	16	25	23	20	16	25	24	21	16	24	23	20	16	23	22	19	15	
KW	1.15	1.17	1.21	1.24	1.23	1.26	1.30	1.34	1.31	1.34	1.38	1.42	1.37	1.40	1.45	1.49	1.43	1.46	1.51	1.56	1.48	1.51	1.56	1.61	
AMPS	4.1	4.2	4.4	4.5	4.5	4.6	4.7	4.9	4.8	4.9	5.1	5.3	5.2	5.3	5.5	5.7	5.5	5.6	5.8	6.0	5.8	5.9	6.1	6.4	
HIPR	208	224	237	247	234	252	266	277	266	286	302	315	303	326	344	359	341	367	387	404	376	405	428	446	
LO PR	104	111	121	129	110	117	128	136	115	122	133	142	120	128	140	149	126	134	147	156	131	139	152	161	
85	MBh	18.6	18.9	19.8	21.2	18.1	18.5	19.4	20.7	17.7	18.1	18.9	20.2	17.3	17.6	18.4	19.7	16.4	16.7	17.5	18.7	15.2	15.5	16.2	17.3
	S/T	0.96	0.93	0.84	0.68	1.00	0.96	0.87	0.71	1.00	0.99	0.89	0.72	1.00	1.00	0.92	0.75	1.00	1.00	0.95	0.77	1.00	1.00	0.96	0.78
	Delta T	24	24	23	20	25	24	23	20	24	24	23	20	24	24	23	20	24	23	23	20	21	21	21	18
	KW	1.19	1.22	1.26	1.29	1.28	1.31	1.35	1.39	1.36	1.39	1.43	1.48	1.43	1.46	1.51	1.56	1.49	1.52	1.57	1.62	1.54	1.57	1.62	1.68
	AMPS	4.3	4.4	4.6	4.7	4.7	4.8	4.9	5.1	5.1	5.2	5.3	5.5	5.4	5.5	5.7	5.9	5.7	5.9	6.1	6.3	6.1	6.2	6.4	6.7
	HIPR	219	236	249	260	246	265	279	291	280	301	318	331	318	343	362	377	358	386	407	425	396	426	450	469
	LO PR	110	117	127	136	116	123	135	143	121	128	140	149	127	135	147	157	133	141	154	164	137	146	159	170
	MBh	18.0	18.4	19.3	20.5	17.6	18.0	18.8	20.1	17.2	17.5	18.4	19.6	16.8	17.1	17.9	19.1	15.9	16.2	17.0	18.2	14.8	15.0	15.8	16.8
	S/T	0.92	0.89	0.80	0.65	0.95	0.92	0.83	0.67	0.98	0.94	0.85	0.69	1.00	0.97	0.88	0.71	1.00	1.00	0.91	0.74	1.00	1.00	0.92	0.74
	Delta T	25	25	24	20	26	25	24	21	26	25	24	21	26	25	24	21	26	25	24	21	23	23	22	19
KW	1.19	1.21	1.25	1.28	1.27	1.30	1.34	1.38	1.35	1.38	1.42	1.47	1.42	1.45	1.50	1.54	1.48	1.51	1.56	1.61	1.53	1.56	1.61	1.66	
AMPS	4.3	4.4	4.5	4.7	4.6	4.7	4.9	5.1	5.0	5.1	5.3	5.5	5.3	5.5	5.7	5.9	5.7	5.8	6.0	6.2	6.0	6.2	6.4	6.6	
HIPR	217	233	247	257	243	262	277	288	277	298	315	328	315	339	358	374	355	382	403	420	392	422	445	465	
LO PR	109	116	126	134	115	122	133	142	119	127	139	148	125	133	146	155	131	140	153	162	136	145	158	168	
MBh	16.6	17.0	17.8	19.0	16.3	16.6	17.4	18.5	15.9	16.2	16.9	18.1	15.5	15.8	16.5	17.6	14.7	15.0	15.7	16.8	13.6	13.9	14.5	15.5	
S/T	0.89	0.85	0.77	0.63	0.92	0.89	0.80	0.65	0.94	0.91	0.82	0.66	0.97	0.94	0.85	0.69	1.00	0.97	0.88	0.71	1.00	0.98	0.89	0.72	
Delta T	26	25	24	21	26	26	24	21	26	26	24	21	26	26	24	21	26	26	24	21	24	24	23	20	
KW	1.16	1.18	1.22	1.25	1.24	1.27	1.31	1.35	1.32	1.35	1.39	1.43	1.38	1.41	1.46	1.51	1.44	1.47	1.52	1.57	1.49	1.52	1.57	1.62	
AMPS	4.2	4.3	4.4	4.6	4.5	4.6	4.8	4.9	4.9	5.0	5.2	5.3	5.2	5.3	5.5	5.7	5.5	5.7	5.8	6.1	5.9	6.0	6.2	6.4	
HIPR	210	226	239	249	236	254	268	280	269	289	305	318	306	329	348	362	344	370	391	408	380	409	432	451	
LO PR	105	112	122	130	111	118	129	138	116	123	134	143	122	129	141	150	127	136	148	158	132	140	153	163	

IDB: Entering Indoor Dry Bulb Temperature      KW=Total system power      ARI Rating Conditions      AMP=Outdoor unit amps (comp. +fan)

# COOLING PERFORMANCE DATA

# SSZ140241A\*

## EXPANDED PERFORMANCE DATA

## EXPANDED PERFORMANCE DATA

## COOLING OPERATION

MODEL: SSZ140241A\* / CA\*F3636\*6A\*+TXV / MBR800\*\*\*-1 Design Subcooling 9 ±3 °F @ the liquid service valve, ARI 95 test conditions

IDB*	Airflow	Outdoor Ambient Temperature												115												
		65				75				85					95				105							
		59	63	67	71	59	63	67	71	59	63	67	71		59	63	67	71	59	63	67	71				
70	956	MBh	23.5	24.4	26.7	-	23.0	23.8	26.1	-	22.4	23.2	25.5	-	21.9	22.7	24.8	-	20.8	21.5	23.6	-	19.3	20.0	21.9	-
		S/T	0.75	0.63	0.44	-	0.78	0.65	0.45	-	0.80	0.67	0.46	-	0.83	0.69	0.48	-	0.86	0.72	0.50	-	0.87	0.72	0.50	-
		Delta T	17	15	11	-	17	15	11	-	17	15	11	-	17	15	11	-	17	15	11	-	16	14	11	-
		KW	1.65	1.68	1.73	-	1.77	1.80	1.86	-	1.87	1.91	1.97	-	1.97	2.01	2.07	-	2.04	2.09	2.15	-	2.11	2.16	2.22	-
		AMPS	10.1	10.2	10.4	-	10.5	10.7	10.9	-	11.0	11.2	11.4	-	11.5	11.7	11.9	-	12.0	12.2	12.4	-	12.4	12.6	12.9	-
		HI PR	222	239	252	-	249	268	283	-	283	305	322	-	323	347	367	-	363	391	412	-	401	432	456	-
		LO PR	110	117	128	-	116	124	135	-	121	129	140	-	127	135	147	-	133	142	155	-	138	146	160	-
		MBh	22.8	23.7	25.9	-	22.3	23.1	25.3	-	21.8	22.6	24.7	-	21.2	22.0	24.1	-	20.2	20.9	22.9	-	18.7	19.4	21.2	-
		S/T	0.72	0.60	0.42	-	0.74	0.62	0.43	-	0.76	0.64	0.44	-	0.79	0.66	0.46	-	0.82	0.68	0.47	-	0.83	0.69	0.48	-
		Delta T	18	15	12	-	18	16	12	-	18	16	12	-	18	16	12	-	18	15	12	-	17	14	11	-
744	850	KW	1.64	1.67	1.72	-	1.75	1.79	1.84	-	1.86	1.90	1.95	-	1.95	1.99	2.05	-	2.03	2.07	2.14	-	2.09	2.14	2.21	-
		AMPS	10.0	10.1	10.3	-	10.5	10.6	10.8	-	11.0	11.1	11.4	-	11.4	11.6	11.9	-	11.9	12.1	12.3	-	12.3	12.5	12.8	-
		HI PR	220	236	250	-	247	265	280	-	280	302	319	-	319	344	363	-	359	387	408	-	397	427	451	-
		LO PR	109	116	127	-	115	122	134	-	120	127	139	-	126	134	146	-	132	140	153	-	136	145	158	-
		MBh	21.1	21.8	23.9	-	20.6	21.3	23.4	-	20.1	20.8	22.8	-	19.6	20.3	22.3	-	18.6	19.3	21.1	-	17.3	17.9	19.6	-
		S/T	0.69	0.58	0.40	-	0.72	0.60	0.42	-	0.74	0.62	0.43	-	0.76	0.63	0.44	-	0.79	0.66	0.46	-	0.80	0.66	0.46	-
		Delta T	18	16	12	-	18	16	12	-	18	16	12	-	18	16	12	-	18	16	12	-	17	15	11	-
		KW	1.60	1.63	1.68	-	1.72	1.75	1.80	-	1.82	1.85	1.91	-	1.90	1.94	2.00	-	1.98	2.02	2.08	-	2.04	2.09	2.15	-
		AMPS	9.8	10.0	10.2	-	10.3	10.4	10.6	-	10.8	11.0	11.2	-	11.2	11.4	11.7	-	11.7	11.9	12.1	-	12.1	12.3	12.6	-
		HI PR	213	229	242	-	239	257	272	-	272	293	309	-	310	333	352	-	349	375	396	-	385	414	438	-
LO PR	106	112	123	-	112	119	130	-	116	123	135	-	122	130	142	-	128	136	148	-	132	141	153	-		
75	956	MBh	23.9	24.6	26.7	28.6	23.4	24.1	26.0	27.9	22.8	23.5	25.4	27.3	22.2	22.9	24.8	26.6	21.1	21.8	23.6	25.3	19.6	20.2	21.8	23.4
		S/T	0.86	0.77	0.58	0.37	0.89	0.79	0.60	0.39	0.91	0.81	0.62	0.40	0.94	0.84	0.64	0.41	0.98	0.87	0.66	0.42	0.98	0.88	0.67	0.43
		Delta T	20	18	15	10	20	18	15	10	20	18	15	10	20	19	15	10	20	18	15	10	19	17	14	10
		KW	1.66	1.70	1.75	1.80	1.78	1.82	1.87	1.93	1.89	1.93	1.99	2.05	1.98	2.02	2.09	2.15	2.06	2.10	2.17	2.24	2.13	2.17	2.24	2.32
		AMPS	10.1	10.2	10.4	10.7	10.6	10.7	10.9	11.2	11.1	11.3	11.5	11.8	11.6	11.8	12.0	12.3	12.0	12.2	12.5	12.8	12.5	12.7	13.0	13.3
		HI PR	224	241	255	266	252	271	286	298	286	308	325	339	326	351	370	386	367	395	417	435	405	436	460	480
		LO PR	111	118	129	138	117	125	136	145	122	130	142	151	128	136	149	159	134	143	156	166	139	148	161	172
		MBh	23.2	23.9	25.9	27.8	22.7	23.4	25.3	27.1	22.1	22.8	24.7	26.5	21.6	22.2	24.1	25.8	20.5	21.1	22.9	24.5	19.0	19.6	21.2	22.7
		S/T	0.82	0.73	0.55	0.36	0.85	0.76	0.57	0.37	0.87	0.78	0.59	0.38	0.90	0.80	0.61	0.39	0.94	0.83	0.63	0.41	0.94	0.84	0.63	0.41
		Delta T	21	19	15	11	21	19	16	11	21	19	16	11	21	19	16	11	21	19	16	11	19	18	15	10
744	850	KW	1.65	1.68	1.73	1.78	1.77	1.80	1.86	1.92	1.87	1.91	1.97	2.03	1.97	2.01	2.07	2.13	2.04	2.09	2.15	2.22	2.11	2.16	2.22	2.30
		AMPS	10.1	10.2	10.4	10.6	10.5	10.7	10.9	11.1	11.0	11.2	11.4	11.7	11.5	11.7	11.9	12.2	12.0	12.2	12.4	12.7	12.4	12.6	12.9	13.2
		HI PR	222	239	252	263	249	268	283	295	283	305	322	336	323	347	367	382	363	391	412	430	401	432	456	475
		LO PR	110	117	128	136	116	124	135	144	121	129	140	150	127	135	147	157	133	142	155	165	138	146	160	170
		MBh	21.4	22.1	23.9	25.6	20.9	21.6	23.3	25.0	20.4	21.0	22.8	24.4	19.9	20.5	22.2	23.8	18.9	19.5	21.1	22.7	17.5	18.1	19.6	21.0
		S/T	0.79	0.70	0.53	0.34	0.82	0.73	0.55	0.36	0.84	0.75	0.57	0.36	0.86	0.77	0.58	0.38	0.90	0.80	0.61	0.39	0.90	0.81	0.61	0.39
		Delta T	21	19	16	11	21	19	16	11	21	19	16	11	21	20	16	11	21	19	16	11	20	18	15	10
		KW	1.61	1.64	1.69	1.74	1.73	1.76	1.82	1.87	1.83	1.87	1.92	1.98	1.92	1.96	2.02	2.08	2.00	2.04	2.10	2.17	2.06	2.10	2.17	2.24
		AMPS	9.9	10.0	10.2	10.4	10.3	10.5	10.7	10.9	10.9	11.0	11.2	11.5	11.3	11.5	11.7	12.0	11.8	11.9	12.2	12.5	12.2	12.4	12.7	13.0
		HI PR	215	232	245	255	242	260	275	286	275	296	312	326	313	337	356	371	352	379	400	417	389	419	442	461
LO PR	107	114	124	132	113	120	131	140	117	125	136	145	123	131	143	152	129	137	150	160	133	142	155	165		

Shaded area is ACCA (TVA) conditions

IDB: Entering Indoor Dry Bulb Temperature

KW=Total system power

AMPS=outdoor unit amps (comp.+fan)



# COOLING PERFORMANCE DATA

# SSZ140241A\*

## EXPANDED PERFORMANCE DATA

## COOLING OPERATION

MODEL: SSZ140241A\* / CA\*F3636\*6A\*+TXV / MBR800\*\* -1 Design Subcooling 9 ±3 °F @ the liquid service valve, ARI 95 test conditions

IDB*	Airflow	Outdoor Ambient Temperature												115												
		65			75			85			95				105											
		59	63	67	71	59	63	67	71	59	63	67	71		59	63	67	71	59	63	67	71				
80	956	MBh	24.3	24.9	26.6	28.4	23.8	24.3	26.0	27.7	23.2	23.7	25.3	27.1	22.6	23.1	24.7	26.4	21.5	22.0	23.5	25.1	19.9	20.4	21.8	23.3
		S/T	0.94	0.88	0.72	0.54	1.00	0.91	0.74	0.56	1.00	0.94	0.76	0.57	1.00	0.97	0.79	0.59	1.00	1.00	0.82	0.61	1.00	1.00	0.82	0.62
		Delta T	22	21	18	15	23	21	19	15	22	21	19	15	22	21	19	15	21	21	18	15	19	20	17	14
		KW	1.67	1.71	1.76	1.81	1.80	1.83	1.89	1.95	1.90	1.94	2.00	2.06	2.00	2.04	2.10	2.17	2.08	2.12	2.19	2.26	2.15	2.19	2.26	2.33
		AMPS	10.2	10.3	10.5	10.7	10.6	10.8	11.0	11.2	11.2	11.3	11.6	11.8	11.6	11.8	12.1	12.4	12.1	12.3	12.6	12.9	12.6	12.8	13.1	13.4
		HI PR	226	244	257	268	254	273	289	301	289	311	328	343	329	354	374	390	370	399	421	439	409	440	465	485
		LO PR	112	119	130	139	119	126	138	147	123	131	143	153	130	138	150	160	136	144	158	168	140	149	163	174
		MBh	23.6	24.1	25.8	27.6	23.1	23.6	25.2	26.9	22.5	23.0	24.6	26.3	22.0	22.5	24.0	25.7	20.9	21.3	22.8	24.4	19.3	19.8	21.1	22.6
		S/T	0.90	0.84	0.68	0.51	0.93	0.87	0.71	0.53	0.95	0.89	0.73	0.54	0.98	0.92	0.75	0.56	1.00	0.96	0.78	0.58	1.00	0.96	0.79	0.59
		Delta T	23	22	19	15	23	22	19	15	23	22	19	15	23	22	19	16	23	22	19	15	21	21	18	14
KW	1.66	1.70	1.75	1.80	1.78	1.82	1.87	1.93	1.89	1.93	1.99	2.05	1.98	2.02	2.09	2.15	2.06	2.10	2.17	2.24	2.13	2.17	2.24	2.32		
AMPS	10.1	10.2	10.4	10.7	10.6	10.7	10.9	11.2	11.1	11.3	11.5	11.8	11.6	11.8	12.0	12.3	12.0	12.2	12.5	12.8	12.5	12.7	13.0	13.3		
HI PR	224	241	255	266	252	271	286	298	286	308	325	339	326	351	370	386	367	395	417	435	405	436	460	480		
LO PR	111	118	129	138	117	125	136	145	122	130	142	151	128	136	149	159	134	143	156	166	139	148	161	172		
MBh	21.8	22.3	23.8	25.5	21.3	21.8	23.3	24.9	20.8	21.3	22.7	24.3	20.3	20.7	22.2	23.7	19.3	19.7	21.0	22.5	17.9	18.2	19.5	20.8		
S/T	0.86	0.81	0.66	0.49	0.90	0.84	0.68	0.51	0.92	0.86	0.70	0.52	0.95	0.89	0.72	0.54	0.98	0.92	0.75	0.56	0.99	0.93	0.76	0.57		
DT	23	22	19	16	24	23	20	16	24	23	20	16	24	23	20	16	23	22	20	16	22	21	18	15		
KW	1.63	1.66	1.71	1.76	1.74	1.78	1.83	1.89	1.84	1.88	1.94	2.00	1.93	1.97	2.04	2.10	2.01	2.05	2.12	2.19	2.08	2.12	2.19	2.26		
AMPS	9.9	10.1	10.3	10.5	10.4	10.5	10.7	11.0	10.9	11.1	11.3	11.6	11.4	11.5	11.8	12.1	11.8	12.0	12.3	12.6	12.3	12.5	12.7	13.1		
HI PR	217	234	247	258	244	263	277	289	278	299	315	329	316	340	359	375	356	383	404	422	393	423	447	466		
LO PR	108	115	125	133	114	121	132	141	118	126	138	146	124	132	144	154	130	139	151	161	135	143	157	167		
85	956	MBh	24.8	25.2	26.4	28.2	24.2	24.7	25.8	27.6	23.6	24.1	25.2	26.9	23.0	23.5	24.6	26.2	21.9	22.3	23.4	24.9	20.3	20.7	21.6	23.1
		S/T	0.98	0.95	0.86	0.70	1.00	0.98	0.89	0.72	1.00	1.00	0.91	0.74	1.00	1.00	0.94	0.76	1.00	1.00	0.98	0.79	1.00	1.00	0.98	0.80
		Delta T	23	23	22	19	23	23	22	19	23	23	22	19	22	23	22	19	21	21	22	19	19	20	20	18
		KW	1.69	1.72	1.77	1.83	1.81	1.85	1.90	1.96	1.92	1.96	2.02	2.08	2.01	2.05	2.12	2.19	2.09	2.14	2.21	2.28	2.16	2.21	2.28	2.35
		AMPS	10.2	10.3	10.5	10.8	10.7	10.8	11.1	11.3	11.2	11.4	11.6	11.9	11.7	11.9	12.1	12.4	12.2	12.4	12.6	13.0	12.7	12.9	13.1	13.5
		HI PR	229	246	260	271	257	276	292	304	292	314	332	346	332	358	378	394	374	402	425	443	413	445	470	490
		LO PR	113	121	132	140	120	127	139	148	125	132	145	154	131	139	152	162	137	146	159	170	142	151	165	175
		MBh	24.0	24.5	25.7	27.4	23.5	23.9	25.1	26.8	22.9	23.4	24.5	26.1	22.4	22.8	23.9	25.5	21.2	21.7	22.7	24.2	19.7	20.1	21.0	22.4
		S/T	0.94	0.91	0.82	0.66	0.97	0.94	0.85	0.69	1.00	0.96	0.87	0.71	1.00	0.99	0.90	0.73	1.00	1.00	0.93	0.76	1.00	1.00	0.94	0.76
		Delta T	24	24	23	20	25	24	23	20	25	24	23	20	24	25	23	20	23	23	23	20	21	22	21	18
KW	1.67	1.71	1.76	1.81	1.80	1.83	1.89	1.95	1.90	1.94	2.00	2.06	2.00	2.04	2.10	2.17	2.08	2.12	2.19	2.26	2.15	2.19	2.26	2.33		
AMPS	10.2	10.3	10.5	10.7	10.6	10.8	11.0	11.2	11.2	11.3	11.6	11.8	11.6	11.8	12.1	12.4	12.1	12.3	12.6	12.9	12.6	12.8	13.1	13.4		
HI PR	226	244	257	268	254	273	289	301	289	311	328	343	329	354	374	390	370	399	421	439	409	440	465	485		
LO PR	112	119	130	139	119	126	138	147	123	131	143	153	130	138	150	160	136	144	158	168	140	149	163	174		
MBh	22.2	22.6	23.7	25.3	21.7	22.1	23.1	24.7	21.2	21.6	22.6	24.1	20.6	21.0	22.0	23.5	19.6	20.0	20.9	22.3	18.2	18.5	19.4	20.7		
S/T	0.91	0.87	0.79	0.64	0.94	0.91	0.82	0.66	0.96	0.93	0.84	0.68	0.99	0.96	0.87	0.70	1.00	0.99	0.90	0.73	1.00	1.00	0.91	0.73		
Delta T	Delta T	24	23	20	25	25	23	20	25	25	23	20	25	25	24	20	24	25	23	20	22	23	22	19		
KW	1.64	1.67	1.72	1.77	1.75	1.79	1.84	1.90	1.86	1.90	1.95	2.02	1.95	1.99	2.05	2.12	2.03	2.07	2.13	2.20	2.09	2.14	2.21	2.28		
AMPS	10.0	10.1	10.3	10.5	10.5	10.6	10.8	11.0	11.0	11.1	11.4	11.6	11.4	11.6	11.9	12.1	11.9	12.1	12.3	12.6	12.3	12.5	12.8	13.1		
HI PR	220	236	250	260	246	265	280	292	280	302	319	332	319	344	363	378	359	387	408	426	397	427	451	470		
LO PR	109	116	127	135	115	122	134	142	120	127	139	148	126	134	146	155	132	140	153	163	136	145	158	168		
85	744	MBh	24.8	25.2	26.4	28.2	24.2	24.7	25.8	27.6	23.6	24.1	25.2	26.9	23.0	23.5	24.6	26.2	21.9	22.3	23.4	24.9	20.3	20.7	21.6	23.1
		S/T	0.98	0.95	0.86	0.70	1.00	0.98	0.89	0.72	1.00	1.00	0.91	0.74	1.00	1.00	0.94	0.76	1.00	1.00	0.98	0.79	1.00	1.00	0.98	0.80
		Delta T	23	23	22	19	23	23	22	19	23	23	22	19	22	23	22	19	21	21	22	19	19	20	20	18
		KW	1.69	1.72	1.77	1.83	1.81	1.85	1.90	1.96	1.92	1.96	2.02	2.08	2.01	2.05	2.12	2.19	2.09	2.14	2.21	2.28	2.16	2.21	2.28	2.35
		AMPS	10.2	10.3	10.5	10.8	10.7	10.8	11.1	11.3	11.2	11.4	11.6	11.9	11.7	11.9	12.1	12.4	12.2	12.4	12.6	13.0	12.7	12.9	13.1	13.5
		HI PR	229	246	260	271	257	276	292	304	292	314	332	346	332	358	378	394	374	402	425	443	413	445	470	490
		LO PR	113	121	132	140	120	127	139	148	125	132	145	154	131	139	152	162	137	146	159	170	142	151	165	175
		MBh	24.0	24.5	25.7	27.4	23.5	23.9	25.1	26.8	22.9	23.4	24.5	26.1	22.4	22.8	23.9	25.5	21.2	21.7	22.7	24.2	19.7	20.1	21.0	22.4
		S/T	0.94	0.91	0.82	0.66	0.97	0.94	0.85	0.69	1.00	0.96	0.87	0.71	1.00	0.99	0.90	0.73	1.00	1.00	0.93	0.76	1.00	1.00	0.94	0.76
		Delta T	24	24	23	20	25	24	23	20	25	24	23	20	24	25	23	20	23	23	23	20	21	22	21	18
KW	1.67	1.71	1.76	1.81	1.80	1.83	1.89	1.95	1.90	1.94	2.00															

# COOLING PERFORMANCE DATA

# SSZ140301A\*

## EXPANDED PERFORMANCE DATA

## EXPANDED PERFORMANCE DATA

## COOLING OPERATION

MODEL: SSZ140301A\* / CA\*F3642\*6A\* +TXV / MBR1600\*\*-1 Design Subcooling 9 ±3 F @ the liquid service valve, ARI 95 test conditions

IDB*	Airflow	Outdoor Ambient Temperature																								
		65				75				85				95				105				115				
		59	63	67	71	59	63	67	71	59	63	67	71	59	63	67	71	59	63	67	71	59	63	67	71	
70	1181	MBh	28.2	29.3	32.0	-	27.6	28.6	31.3	-	26.9	27.9	30.6	-	26.3	27.2	29.8	-	24.9	25.8	28.3	-	23.1	23.9	26.2	-
		S/T	0.79	0.66	0.46	-	0.82	0.68	0.47	-	0.84	0.70	0.48	-	0.86	0.72	0.50	-	0.90	0.75	0.52	-	0.90	0.75	0.52	-
		Delta T	17	15	11	-	17	15	11	-	18	15	11	-	18	15	12	-	17	15	11	-	16	14	11	-
		KW	1.99	2.03	2.09	-	2.13	2.18	2.24	-	2.26	2.30	2.37	-	2.37	2.42	2.49	-	2.46	2.51	2.59	-	2.54	2.59	2.67	-
		AMPS	2.3	2.5	2.7	-	2.9	3.0	3.3	-	3.5	3.7	4.0	-	4.1	4.3	4.6	-	4.6	4.8	5.1	-	5.1	5.4	5.7	-
		HIPR	221	237	251	-	247	266	281	-	281	303	320	-	321	345	364	-	361	388	410	-	398	429	453	-
		LO PR	112	119	130	-	118	126	137	-	123	131	143	-	129	137	150	-	135	144	157	-	140	149	162	-
		MBh	27.4	28.4	31.1	-	26.8	27.7	30.4	-	26.1	27.1	29.7	-	25.5	26.4	28.9	-	24.2	25.1	27.5	-	22.4	23.2	25.5	-
		S/T	0.75	0.63	0.43	-	0.78	0.65	0.45	-	0.80	0.67	0.46	-	0.82	0.69	0.48	-	0.85	0.71	0.49	-	0.86	0.72	0.50	-
		Delta T	18	16	12	-	18	16	12	-	18	16	12	-	18	16	12	-	18	16	12	-	17	15	11	-
KW	1.98	2.02	2.08	-	2.12	2.16	2.22	-	2.24	2.29	2.36	-	2.35	2.40	2.47	-	2.44	2.49	2.57	-	2.52	2.57	2.65	-		
AMPS	2.3	2.4	2.6	-	2.8	3.0	3.2	-	3.4	3.6	3.9	-	4.0	4.2	4.5	-	4.5	4.7	5.1	-	5.1	5.3	5.6	-		
HIPR	218	235	248	-	245	264	278	-	279	300	317	-	317	342	361	-	357	384	406	-	394	425	448	-		
LO PR	111	118	129	-	117	124	136	-	122	129	141	-	128	136	148	-	134	142	155	-	138	147	161	-		
MBh	25.3	26.2	28.7	-	24.7	25.6	28.1	-	24.1	25.0	27.4	-	23.5	24.4	26.7	-	22.3	23.2	25.4	-	20.7	21.5	23.5	-		
S/T	0.72	0.60	0.42	-	0.75	0.63	0.43	-	0.77	0.64	0.44	-	0.79	0.66	0.46	-	0.82	0.69	0.48	-	0.83	0.69	0.48	-		
Delta T	18	16	12	-	19	16	12	-	19	16	12	-	19	16	12	-	18	16	12	-	17	15	11	-		
KW	1.94	1.97	2.03	-	2.07	2.11	2.17	-	2.19	2.23	2.30	-	2.30	2.34	2.41	-	2.38	2.43	2.51	-	2.46	2.51	2.59	-		
AMPS	2.1	2.2	2.4	-	2.6	2.8	3.0	-	3.2	3.4	3.7	-	3.7	3.9	4.2	-	4.3	4.5	4.8	-	4.8	5.0	5.3	-		
HIPR	212	228	241	-	238	256	270	-	270	291	307	-	308	331	350	-	346	373	394	-	383	412	435	-		
LO PR	107	114	125	-	114	121	132	-	118	126	137	-	124	132	144	-	130	138	151	-	134	143	156	-		

IDB*	Airflow	Outdoor Ambient Temperature																								
		65				75				85				95				105				115				
		59	63	67	71	59	63	67	71	59	63	67	71	59	63	67	71	59	63	67	71	59	63	67	71	
75	1181	MBh	28.7	29.5	32.0	34.3	28.0	28.9	31.2	33.5	27.4	28.2	30.5	32.7	26.7	27.5	29.8	31.9	25.4	26.1	28.3	30.3	23.5	24.2	26.2	28.1
		S/T	0.89	0.80	0.61	0.39	0.93	0.83	0.63	0.40	0.95	0.85	0.64	0.41	0.98	0.88	0.66	0.43	1.00	0.91	0.69	0.44	1.00	0.92	0.69	0.45
		Delta T	20	18	15	10	20	19	15	11	20	19	15	11	20	19	15	11	20	19	15	10	18	17	14	10
		KW	2.01	2.05	2.11	2.17	2.15	2.19	2.26	2.33	2.28	2.32	2.39	2.47	2.39	2.44	2.51	2.59	2.48	2.53	2.61	2.69	2.56	2.61	2.70	2.78
		AMPS	2.4	2.5	2.8	3.0	2.9	3.1	3.4	3.7	3.6	3.8	4.0	4.4	4.1	4.3	4.6	5.0	4.7	4.9	5.2	5.6	5.2	5.5	5.8	6.2
		HIPR	223	240	253	264	250	269	284	296	284	306	323	337	324	348	368	384	364	392	414	432	402	433	457	477
		LO PR	113	120	131	140	119	127	139	148	124	132	144	153	130	139	151	161	137	145	159	169	141	150	164	175
		MBh	27.9	28.7	31.1	33.3	27.2	28.0	30.3	32.6	26.6	27.4	29.6	31.8	25.9	26.7	28.9	31.0	24.6	25.4	27.4	29.5	22.8	23.5	25.4	27.3
		S/T	0.85	0.76	0.58	0.37	0.88	0.79	0.60	0.38	0.91	0.81	0.61	0.39	0.94	0.84	0.63	0.41	0.97	0.87	0.66	0.42	0.98	0.88	0.66	0.43
		Delta T	21	19	16	11	21	19	16	11	21	19	16	11	21	20	16	11	21	19	16	11	20	18	15	10
KW	1.99	2.03	2.09	2.15	2.14	2.18	2.24	2.31	2.26	2.30	2.37	2.45	2.37	2.42	2.49	2.57	2.46	2.51	2.59	2.67	2.54	2.59	2.67	2.76		
AMPS	2.3	2.5	2.7	3.0	2.9	3.0	3.3	3.6	3.5	3.7	4.0	4.3	4.1	4.3	4.6	4.9	4.6	4.8	5.1	5.5	5.1	5.4	5.7	6.1		
HIPR	221	237	251	261	248	266	281	293	281	303	320	334	321	345	364	380	361	388	410	427	399	429	453	472		
LO PR	112	119	130	138	118	126	137	146	123	131	143	152	129	137	150	160	135	144	157	167	140	149	162	173		
MBh	25.7	26.5	28.7	30.8	25.1	25.9	28.0	30.0	24.5	25.2	27.3	29.3	23.9	24.6	26.7	28.6	22.7	23.4	25.3	27.2	21.1	21.7	23.5	25.2		
S/T	0.82	0.74	0.56	0.36	0.85	0.76	0.58	0.37	0.87	0.78	0.59	0.38	0.90	0.81	0.61	0.39	0.94	0.84	0.63	0.41	0.94	0.84	0.64	0.41		
Delta T	21	19	16	11	21	20	16	11	21	20	16	11	22	20	16	11	21	20	16	11	20	18	15	10		
KW	1.95	1.99	2.05	2.11	2.09	2.13	2.19	2.26	2.21	2.25	2.32	2.39	2.31	2.36	2.43	2.51	2.40	2.45	2.53	2.61	2.48	2.53	2.61	2.69		
AMPS	2.1	2.3	2.5	2.8	2.7	2.8	3.1	3.4	3.3	3.5	3.7	4.0	3.8	4.0	4.3	4.6	4.4	4.6	4.9	5.2	4.9	5.1	5.4	5.8		
HIPR	214	230	243	254	240	258	273	285	273	294	310	324	311	335	353	369	350	376	398	415	387	416	439	458		
LO PR	109	115	126	134	115	122	133	142	119	127	138	147	125	133	145	155	131	140	152	162	136	144	158	168		

Shaded area is ACCA (TVA) conditions

IDB: Entering Indoor Dry Bulb Temperature

KW=Total system power

AMPS=Outdoor unit amps (comp. \*fan)

# COOLING PERFORMANCE DATA

# SSZ140301A\*

## EXPANDED PERFORMANCE DATA

## COOLING OPERATION

MODEL: SSZ140301A\* / CA\*F3642\*6A\*+TXV / MBR1600\*\*\_1 Design Subcooling 9 ±3 °F @ the liquid service valve, ARI 95 test conditions

IDB*	Airflow	Outdoor Ambient Temperature																								
		65				75				85				95				105				115				
		59	63	67	71	59	63	67	71	59	63	67	71	59	63	67	71	59	63	67	71	59	63	67	71	
80	1181	MBh	29.2	29.8	31.9	34.1	28.5	29.2	31.1	33.3	27.9	28.5	30.4	32.5	27.2	27.8	29.7	31.7	25.8	26.4	28.2	30.1	23.9	24.4	26.1	27.9
		S/T	1.00	0.92	0.75	0.56	1.00	0.95	0.78	0.58	1.00	1.00	0.80	0.59	1.00	1.00	0.82	0.61	1.00	1.00	0.85	0.64	1.00	1.00	0.86	0.64
		Delta T	23	21	19	15	22	22	19	15	21	22	19	15	21	22	19	15	20	21	19	15	19	19	17	14
		KW	2.02	2.06	2.12	2.19	2.17	2.21	2.28	2.35	2.29	2.34	2.41	2.49	2.40	2.45	2.53	2.61	2.50	2.55	2.63	2.71	2.58	2.64	2.72	2.80
		AMPS	2.4	2.6	2.8	3.1	3.0	3.2	3.4	3.7	3.7	3.9	4.1	4.5	4.2	4.4	4.7	5.1	4.8	5.0	5.3	5.7	5.3	5.6	5.9	6.3
		HI PR	225	242	256	267	253	272	287	299	287	309	326	340	327	352	372	388	368	396	418	436	407	438	462	482
		LO PR	114	121	133	141	121	128	140	149	125	133	146	155	132	140	153	163	138	147	160	171	143	152	166	177
		MBh	28.4	29.0	31.0	33.1	27.7	28.3	30.2	32.3	27.0	27.6	29.5	31.6	26.4	27.0	28.8	30.8	25.1	25.6	27.4	29.2	23.2	23.7	25.3	27.1
		S/T	0.94	0.88	0.71	0.53	0.97	0.91	0.74	0.55	0.99	0.93	0.76	0.57	1.00	0.96	0.78	0.59	1.00	1.00	0.81	0.61	1.00	1.00	0.82	0.61
		Delta T	23	22	19	15	24	23	20	16	24	23	20	16	23	23	20	16	22	22	19	16	20	21	18	15
		KW	2.01	2.05	2.11	2.17	2.15	2.19	2.26	2.33	2.28	2.32	2.39	2.47	2.39	2.44	2.51	2.59	2.48	2.53	2.61	2.69	2.56	2.61	2.70	2.78
		AMPS	2.4	2.5	2.8	3.0	2.9	3.1	3.4	3.7	3.6	3.8	4.0	4.4	4.1	4.3	4.6	5.0	4.7	4.9	5.2	5.6	5.2	5.5	5.8	6.2
HI PR	223	240	253	264	250	269	284	296	284	306	323	337	324	348	368	384	364	392	414	432	403	433	457	477		
LO PR	113	120	131	140	119	127	139	148	124	132	144	154	130	139	151	161	137	145	159	169	141	150	164	175		
MBh	26.2	26.7	28.6	30.5	25.6	26.1	27.9	29.8	25.0	25.5	27.2	29.1	24.3	24.9	26.6	28.4	23.1	23.6	25.3	27.0	21.4	21.9	23.4	25.0		
S/T	0.90	0.85	0.69	0.51	0.93	0.88	0.71	0.53	0.96	0.90	0.73	0.55	0.99	0.93	0.75	0.56	1.03	0.96	0.78	0.59	1.04	0.97	0.79	0.59		
Delta T	24	23	20	16	24	23	20	16	24	23	20	16	24	23	20	16	24	23	20	16	22	21	18	15		
KW	1.97	2.00	2.06	2.12	2.10	2.14	2.21	2.27	2.22	2.27	2.34	2.41	2.33	2.38	2.45	2.53	2.42	2.47	2.55	2.63	2.50	2.55	2.63	2.72		
AMPS	2.2	2.4	2.6	2.8	2.7	2.9	3.2	3.4	3.4	3.5	3.8	4.1	3.9	4.1	4.4	4.7	4.4	4.7	5.0	5.3	5.0	5.2	5.5	5.9		
HI PR	216	233	246	256	243	261	276	287	276	297	313	327	314	338	357	372	353	380	402	419	390	420	444	463		
LO PR	110	117	127	136	116	123	135	143	120	128	140	149	126	135	147	156	133	141	154	164	137	146	159	170		
85	1181	MBh	29.7	30.3	31.7	33.9	29.0	29.6	31.0	33.1	28.3	28.9	30.3	32.3	27.6	28.2	29.5	31.5	26.3	26.8	28.0	29.9	24.3	24.8	26.0	27.7
		S/T	1.00	0.99	0.90	0.73	1.00	1.00	0.93	0.75	1.00	1.00	0.95	0.77	1.00	1.00	0.98	0.80	1.00	1.00	1.00	0.83	1.00	1.00	1.00	0.83
		Delta T	23	23	22	19	23	23	22	19	22	22	22	19	22	22	23	20	20	21	22	19	19	19	20	18
		KW	2.04	2.08	2.14	2.20	2.18	2.23	2.29	2.36	2.31	2.36	2.43	2.50	2.42	2.47	2.55	2.63	2.52	2.57	2.65	2.74	2.60	2.66	2.74	2.83
		AMPS	2.5	2.7	2.9	3.2	3.1	3.3	3.5	3.8	3.7	3.9	4.2	4.5	4.3	4.5	4.8	5.2	4.9	5.1	5.4	5.8	5.4	5.7	6.0	6.4
		HI PR	227	245	258	269	255	274	290	302	290	312	330	344	330	356	375	392	372	400	422	440	411	442	467	487
		LO PR	115	123	134	143	122	130	141	151	127	135	147	157	133	141	154	164	139	148	162	172	144	153	167	178
		MBh	28.9	29.4	30.8	32.9	28.2	28.7	30.1	32.1	27.5	28.0	29.4	31.3	26.8	27.4	28.7	30.6	25.5	26.0	27.2	29.0	23.6	24.1	25.2	26.9
		S/T	0.98	0.95	0.85	0.69	1.00	0.98	0.88	0.72	1.00	1.00	0.91	0.74	1.00	1.00	0.94	0.76	1.00	1.00	0.97	0.79	1.00	1.00	0.98	0.80
		Delta T	25	24	23	20	25	25	23	20	24	25	23	20	24	24	23	20	22	23	23	20	21	21	22	19
		KW	2.02	2.06	2.12	2.19	2.17	2.21	2.28	2.35	2.29	2.34	2.41	2.49	2.40	2.45	2.53	2.61	2.50	2.55	2.63	2.71	2.58	2.64	2.72	2.80
		AMPS	2.4	2.6	2.8	3.1	3.0	3.2	3.4	3.7	3.7	3.9	4.1	4.5	4.2	4.4	4.7	5.1	4.8	5.0	5.3	5.7	5.3	5.6	5.9	6.3
HI PR	225	242	256	267	253	272	287	299	287	309	326	340	327	352	372	388	368	396	418	436	407	438	462	482		
LO PR	114	121	133	141	121	128	140	149	125	133	146	155	132	140	153	163	138	147	160	171	143	152	166	177		
MBh	26.6	27.1	28.4	30.3	26.0	26.5	27.8	29.6	25.4	25.9	27.1	28.9	24.8	25.3	26.4	28.2	23.5	24.0	25.1	26.8	21.8	22.2	23.3	24.8		
S/T	0.95	0.91	0.82	0.67	0.98	0.95	0.85	0.69	1.00	0.97	0.87	0.71	1.00	1.00	0.90	0.73	1.00	1.00	0.94	0.76	1.00	1.00	0.94	0.77		
Delta T	25	25	23	20	25	25	24	21	25	25	24	21	25	25	24	21	24	24	24	20	22	22	22	19		
KW	1.98	2.02	2.08	2.14	2.12	2.16	2.22	2.29	2.24	2.29	2.35	2.43	2.35	2.40	2.47	2.55	2.44	2.49	2.57	2.65	2.52	2.57	2.65	2.74		
AMPS	2.3	2.4	2.6	2.9	2.8	3.0	3.2	3.5	3.4	3.6	3.9	4.2	4.0	4.2	4.5	4.8	4.5	4.7	5.0	5.4	5.1	5.3	5.6	6.0		
HI PR	218	235	248	259	245	264	278	290	279	300	317	330	317	341	361	376	357	384	406	423	394	424	448	467		
LO PR	111	118	129	137	117	124	136	145	122	129	141	150	128	136	148	158	134	142	155	166	138	147	161	171		

1 Shaded area is ARI Rating Conditions

IDB: Entering Indoor Dry Bulb Temperature

KW=Total system power

AMPS=Outdoor unit amps (comp.+fan)

# COOLING PERFORMANCE DATA

# SSZ140361A\*

## EXPANDED PERFORMANCE DATA

MODEL: SSZ140361A\* / CA\*F4860\*6A\*+TXV / MBR1600\*\*-1 Design Subcooling 9 ±3 °F @ the liquid service valve, ARI 95 test conditions

IDB	Airflow	75												85												95												105												115											
		65				75				85				95				105				115				65				75				85				95				105				115															
		59	63	67	71	59	63	67	71	59	63	67	71	59	63	67	71	59	63	67	71	59	63	67	71	59	63	67	71	59	63	67	71	59	63	67	71	59	63	67	71																				
70	1181	MBh	33.9	35.1	38.5	-	32.3	33.5	36.7	-	31.5	32.7	35.8	-	30.0	31.1	34.0	-	27.8	28.8	31.5	-	27.8	28.8	31.5	-	27.8	28.8	31.5	-	27.8	28.8	31.5	-	27.8	28.8	31.5	-	27.8	28.8	31.5	-	27.8	28.8	31.5	-															
		S/T	0.72	0.60	0.42	-	0.77	0.64	0.44	-	0.79	0.66	0.46	-	0.82	0.69	0.48	-	0.83	0.69	0.48	-	0.83	0.69	0.48	-	0.83	0.69	0.48	-	0.83	0.69	0.48	-	0.83	0.69	0.48	-	0.83	0.69	0.48	-	0.83	0.69	0.48	-															
		Delta T	19	17	13	-	19	17	13	-	19	17	13	-	19	17	13	-	19	17	13	-	19	17	13	-	19	17	13	-	19	17	13	-	19	17	13	-	19	17	13	-	19	17	13	-															
		KW	2.34	2.39	2.46	-	2.66	2.72	2.80	-	2.79	2.85	2.94	-	2.90	2.96	3.06	-	3.00	3.06	3.16	-	3.00	3.06	3.16	-	3.00	3.06	3.16	-	3.00	3.06	3.16	-	3.00	3.06	3.16	-	3.00	3.06	3.16	-	3.00	3.06	3.16	-															
		AMPS	8.6	8.8	9.1	-	10.1	10.3	10.6	-	10.7	11.0	11.3	-	11.4	11.7	12.0	-	12.0	12.3	12.7	-	12.0	12.3	12.7	-	12.0	12.3	12.7	-	12.0	12.3	12.7	-	12.0	12.3	12.7	-	12.0	12.3	12.7	-	12.0	12.3	12.7	-															
		HI PR	218	235	248	-	245	264	278	-	279	300	317	-	317	342	361	-	357	384	406	-	395	425	448	-	395	425	448	-	395	425	448	-	395	425	448	-	395	425	448	-	395	425	448	-															
	LO PR	105	112	122	-	111	118	129	-	115	123	134	-	121	129	141	-	127	135	148	-	132	140	153	-	132	140	153	-	132	140	153	-	132	140	153	-	132	140	153	-	132	140	153	-																
	1050	MBh	32.9	34.1	37.4	-	31.4	32.5	35.6	-	30.6	31.7	34.8	-	29.1	30.2	33.0	-	26.9	27.9	30.6	-	26.9	27.9	30.6	-	26.9	27.9	30.6	-	26.9	27.9	30.6	-	26.9	27.9	30.6	-	26.9	27.9	30.6	-	26.9	27.9	30.6	-															
		S/T	0.69	0.58	0.40	-	0.73	0.61	0.42	-	0.76	0.63	0.44	-	0.79	0.66	0.45	-	0.79	0.66	0.45	-	0.79	0.66	0.45	-	0.79	0.66	0.45	-	0.79	0.66	0.45	-	0.79	0.66	0.45	-	0.79	0.66	0.45	-																			
		Delta T	20	17	13	-	20	17	13	-	20	18	13	-	20	17	13	-	20	17	13	-	20	17	13	-	20	17	13	-	20	17	13	-	20	17	13	-	20	17	13	-																			
		KW	2.33	2.37	2.44	-	2.49	2.54	2.62	-	2.64	2.69	2.78	-	2.77	2.83	2.92	-	2.88	2.94	3.03	-	2.98	3.04	3.14	-	2.98	3.04	3.14	-	2.98	3.04	3.14	-	2.98	3.04	3.14	-	2.98	3.04	3.14	-																			
		AMPS	8.6	8.8	9.0	-	9.2	9.4	9.7	-	10.0	10.2	10.5	-	10.6	10.9	11.2	-	11.3	11.6	11.9	-	11.9	12.2	12.6	-	11.9	12.2	12.6	-	11.9	12.2	12.6	-	11.9	12.2	12.6	-	11.9	12.2	12.6	-																			
HI PR		216	233	246	-	243	261	276	-	276	297	314	-	314	338	357	-	354	380	402	-	391	420	444	-	391	420	444	-	391	420	444	-	391	420	444	-	391	420	444	-																				
LO PR	104	111	121	-	110	117	128	-	114	122	133	-	120	128	140	-	126	134	146	-	130	139	151	-	130	139	151	-	130	139	151	-	130	139	151	-	130	139	151	-																					
919	1181	MBh	30.4	31.5	34.5	-	29.7	30.8	33.7	-	29.0	30.0	32.9	-	28.3	29.3	32.1	-	26.9	27.8	30.5	-	24.9	25.8	28.2	-	24.9	25.8	28.2	-	24.9	25.8	28.2	-	24.9	25.8	28.2	-	24.9	25.8	28.2	-																			
		S/T	0.67	0.56	0.38	-	0.69	0.58	0.40	-	0.71	0.59	0.41	-	0.73	0.61	0.42	-	0.76	0.63	0.44	-	0.76	0.63	0.44	-	0.76	0.63	0.44	-	0.76	0.63	0.44	-	0.76	0.63	0.44	-																							
		Delta T	20	18	13	-	20	18	13	-	20	18	13	-	21	18	14	-	20	18	13	-	20	18	13	-	20	18	13	-	20	18	13	-	20	18	13	-																							
		KW	2.28	2.32	2.39	-	2.44	2.49	2.56	-	2.58	2.63	2.71	-	2.71	2.76	2.85	-	2.81	2.87	2.96	-	2.90	2.97	3.06	-	2.90	2.97	3.06	-	2.90	2.97	3.06	-	2.90	2.97	3.06	-																							
		AMPS	8.4	8.5	8.8	-	9.0	9.2	9.5	-	9.7	9.9	10.3	-	10.4	10.6	10.9	-	11.0	11.2	11.6	-	11.6	11.9	12.3	-	11.6	11.9	12.3	-	11.6	11.9	12.3	-	11.6	11.9	12.3	-																							
		HI PR	210	226	238	-	235	253	267	-	268	288	304	-	305	328	346	-	343	369	390	-	379	408	431	-	379	408	431	-	379	408	431	-	379	408	431	-																							
	LO PR	101	107	117	-	107	114	124	-	111	118	129	-	117	124	135	-	122	130	142	-	126	134	147	-	126	134	147	-	126	134	147	-	126	134	147	-																								
	1050	MBh	34.5	35.5	38.4	41.2	33.7	34.7	37.5	40.3	32.9	33.8	36.6	39.3	32.1	33.0	35.7	38.4	30.5	31.4	34.0	36.4	28.2	29.1	31.5	33.8																																			
		S/T	0.82	0.74	0.56	0.36	0.85	0.76	0.58	0.37	0.87	0.78	0.59	0.38	0.90	0.81	0.61	0.39	0.94	0.84	0.63	0.41	0.94	0.84	0.64	0.41																																			
		Delta T	22	20	17	11	22	21	17	12	22	21	17	12	23	21	17	12	22	20	17	12	21	19	16	11																																			
		KW	2.36	2.41	2.48	2.55	2.53	2.58	2.66	2.74	2.68	2.74	2.82	2.91	2.81	2.87	2.96	3.06	2.93	2.99	3.08	3.18	3.02	3.09	3.19	3.29																																			
		AMPS	8.7	8.9	9.2	9.5	9.4	9.6	9.9	10.3	10.2	10.4	10.7	11.1	10.8	11.1	11.4	11.8	11.5	11.8	12.1	12.6	12.1	12.4	12.8	13.3																																			
HI PR		221	237	251	261	248	266	281	293	282	303	320	334	321	345	364	380	361	388	410	428	399	429	453	472																																				
LO PR	106	113	123	131	112	119	130	139	117	124	136	144	123	130	142	152	128	137	149	159	133	141	154	164																																					
75	1181	MBh	33.5	34.5	37.3	40.0	32.7	33.7	36.4	39.1	31.9	32.9	35.6	38.2	31.1	32.1	34.7	37.2	29.6	30.5	33.0	35.4	27.4	28.2	30.5	32.8																																			
		S/T	0.78	0.70	0.53	0.34	0.81	0.73	0.55	0.35	0.83	0.75	0.56	0.36	0.86	0.77	0.58	0.37	0.89	0.80	0.60	0.39	0.90	0.81	0.61	0.39																																			
		Delta T	23	21	17	12	23	21	18	12	23	21	18	12	23	22	18	12	23	21	17	12	22	20	16	11																																			
		KW	2.34	2.39	2.46	2.54	2.51	2.56	2.64	2.72	2.66	2.72	2.80	2.89	2.79	2.85	2.94	3.03	2.90	2.97	3.06	3.16	3.00	3.06	3.16	3.26																																			
		AMPS	8.7	8.8	9.1	9.4	9.3	9.5	9.8	10.2	10.1	10.3	10.6	11.0	10.7	11.0	11.3	11.7	11.4	11.7	12.0	12.5	12.0	12.3	12.7	13.2																																			
		HI PR	218	235	248	259	245	264	279	290	279	300	317	330	317	342	361	376	357	384	406	423	395	425	448	468																																			
	LO PR	105	112	122	130	111	118	129	137	116	123	134	143	121	129	141	150	127	135	148	157	132	140	153	163																																				
	1050	MBh	30.9	31.8	34.4	37.0	30.2	31.1	33.6	36.1	29.5	30.3	32.8	35.2	28.7	29.6	32.0	34.4	27.3	28.1	30.4	32.7	25.3	26.0	28.2	30.3																																			
		S/T	0.76	0.68	0.51	0.33	0.78	0.70	0.53	0.34	0.80	0.72	0.54	0.35	0.83	0.74	0.56	0.36	0.86	0.77	0.58	0.37	0.87	0.78	0.59	0.38																																			
		Delta T	23	22	18	12	24	22	18	12	24	22	18	12	24	22	18	12	24	22	18	12	22	20	17	11																																			
		KW	2.29	2.34	2.41	2.48	2.46	2.51	2.58	2.66	2.60	2.65	2.73	2.82	2.73	2.78	2.87	2.96	2.84	2.89	2.98	3.08	3.08	3.18	3.28	3.38																																			
		AMPS	8.4	8.6	8.9	9.2	9.1	9.3	9.6	9.9	9.8	10.0	10.4	10.7	10.5	10.7	11.0	11.4	11.1	11.3	11.7	12.1	11.7	12.0	12.4	12.8																																			
HI PR		212	228	241	251	238	256	270	282	270	291	307	320	308	331	350	365	346	373	394	411	383	412	435	454																																				
LO PR	102	109	119	126	108	115	125	133	112	1																																																			

# COOLING PERFORMANCE DATA

# SSZ140361A\*

## EXPANDED PERFORMANCE DATA

## COOLING OPERATION

MODEL: SSZ140361A\* / CA\*F4860\*6A\*+TXV / MBR1600\*\*--1 Design Subcooling 9 ±3 °F @ the liquid service valve, ARI 95 test conditions

IDB*		Outdoor Ambient Temperature												Entering Indoor Wet Bulb Temperature												Entering Indoor Dry Bulb Temperature																							
		65				75				85				95				105				115																											
		59	63	67	71	59	63	67	71	59	63	67	71	59	63	67	71	59	63	67	71	59	63	67	71																								
80	Airflow																																																
	MBh	35.09	35.86	38.31	40.95	34.28	35.03	37.42	40.00	33.46	34.19	36.53	39.05	32.64	33.36	35.64	38.10	31.01	31.69	33.86	36.19	28.73	29.35	31.36	33.53																								
	S/T	0.90	0.85	0.69	0.51	0.93	0.88	0.71	0.53	0.96	0.90	0.73	0.55	1.00	0.93	0.75	0.56	1.00	0.96	0.78	0.59	1.00	0.97	0.79	0.59																								
	Delta T	25	24	21	16	25	24	21	17	25	24	21	17	25	24	21	17	24	24	21	16	22	22	19	15																								
	KW	2.38	2.43	2.50	2.57	2.55	2.60	2.68	2.77	2.70	2.76	2.84	2.93	2.84	2.90	2.99	3.08	2.95	3.01	3.11	3.21	3.05	3.11	3.21	3.32																								
	AMPS	8.8	9.0	9.3	9.6	9.5	9.7	10.0	10.3	10.3	10.5	10.8	11.2	10.9	11.2	11.5	12.0	11.6	11.9	12.3	12.7	12.3	12.5	13.0	13.4																								
	HI PR	223	240	253	264	250	269	284	296	284	306	323	337	324	349	368	384	364	392	414	432	403	433	457	477																								
	LO PR	107	114	125	133	113	121	132	140	118	125	137	146	124	132	144	153	130	138	151	160	134	143	156	166																								
	MBh	34.1	34.8	37.2	39.8	33.3	34.0	36.3	38.8	32.5	33.2	35.5	37.9	31.7	32.4	34.6	37.0	30.1	30.8	32.9	35.1	27.9	28.5	30.4	32.5																								
	S/T	0.86	0.81	0.66	0.49	0.89	0.84	0.68	0.51	0.91	0.86	0.70	0.52	0.94	0.88	0.72	0.54	0.98	0.92	0.75	0.56	0.99	0.93	0.75	0.56																								
Delta T	26	25	21	17	26	25	22	17	26	25	22	17	26	25	22	17	26	25	22	17	24	23	20	16																									
KW	2.36	2.41	2.48	2.56	2.53	2.58	2.66	2.74	2.68	2.74	2.82	2.91	2.81	2.87	2.96	3.06	2.93	2.99	3.08	3.18	3.02	3.09	3.19	3.29																									
AMPS	8.7	8.9	9.2	9.5	9.4	9.6	9.9	10.3	10.2	10.4	10.7	11.1	10.8	11.1	11.4	11.8	11.5	11.8	12.1	12.6	12.2	12.4	12.8	13.3																									
HI PR	221	237	251	261	248	266	281	293	282	303	320	334	321	345	364	380	361	388	410	428	399	429	453	472																									
LO PR	106	113	123	131	112	119	130	139	117	124	136	144	123	130	142	152	128	137	149	159	133	141	154	164																									
MBh	31.4	32.1	34.3	36.7	30.7	31.4	33.5	35.8	30.0	30.6	32.7	35.0	29.3	29.9	31.9	34.1	27.8	28.4	30.3	32.4	25.7	26.3	28.1	30.0																									
S/T	0.83	0.78	0.63	0.47	0.86	0.81	0.66	0.49	0.88	0.83	0.67	0.50	0.91	0.85	0.69	0.52	0.94	0.89	0.72	0.54	0.95	0.89	0.73	0.54																									
Delta T	26	25	22	17	26	25	22	18	26	25	22	18	27	26	22	18	26	25	22	17	25	23	20	16																									
KW	2.31	2.36	2.42	2.50	2.47	2.52	2.60	2.68	2.62	2.67	2.76	2.84	2.75	2.81	2.89	2.98	2.86	2.92	3.01	3.10	2.95	3.01	3.11	3.21																									
AMPS	8.5	8.7	9.0	9.3	9.1	9.4	9.6	10.0	9.9	10.1	10.4	10.8	10.5	10.8	11.1	11.5	11.2	11.5	11.8	12.2	11.8	12.1	12.5	13.0																									
HI PR	214	230	243	254	240	258	273	285	273	294	310	324	311	335	353	369	350	377	398	415	387	416	439	458																									
LO PR	103	110	120	127	109	116	126	135	113	120	131	140	119	126	138	147	125	133	145	154	129	137	150	159																									
85	MBh	35.71	36.40	38.12	40.67	34.88	35.55	37.23	39.72	34.04	34.70	36.35	38.78	33.21	33.86	35.46	37.83	31.55	32.16	33.69	35.94	29.23	29.79	31.20	33.29																								
	S/T	0.95	0.91	0.82	0.67	0.98	0.95	0.85	0.69	1.00	0.97	0.87	0.71	1.00	1.00	0.90	0.73	1.00	1.00	0.94	0.76	1.00	1.00	0.94	0.77																								
	Delta T	26	26	24	21	27	26	25	21	26	26	25	21	26	26	25	22	25	25	25	21	23	23	23	20																								
	KW	2.40	2.45	2.52	2.59	2.57	2.62	2.70	2.79	2.72	2.78	2.87	2.96	2.86	2.92	3.01	3.11	2.97	3.04	3.13	3.23	3.07	3.14	3.24	3.34																								
	AMPS	8.9	9.1	9.4	9.7	9.6	9.8	10.1	10.4	10.3	10.6	10.9	11.3	11.0	11.3	11.6	12.1	11.7	12.0	12.4	12.8	12.4	12.7	13.1	13.6																								
	HI PR	225	242	256	267	253	272	287	299	287	309	326	340	327	352	372	388	368	396	418	436	407	438	462	482																								
	LO PR	108	115	126	134	115	122	133	142	119	127	138	147	125	133	145	155	131	139	152	162	136	144	157	168																								
	MBh	34.7	35.3	37.0	39.5	33.9	34.5	36.1	38.6	33.1	33.7	35.3	37.6	32.2	32.9	34.4	36.7	30.6	31.2	32.7	34.9	28.4	28.9	30.3	32.3																								
	S/T	0.90	0.87	0.79	0.64	0.93	0.90	0.81	0.66	0.96	0.92	0.83	0.68	0.99	0.95	0.86	0.70	1.00	0.99	0.89	0.73	1.00	1.00	0.90	0.73																								
	Delta T	27	27	25	22	28	27	26	22	28	27	26	22	28	27	26	22	27	27	26	22	25	25	24	21																								
KW	2.38	2.43	2.50	2.57	2.55	2.60	2.68	2.77	2.70	2.76	2.84	2.93	2.84	2.90	2.99	3.08	2.95	3.01	3.11	3.21	3.05	3.11	3.21	3.32																									
AMPS	8.8	9.0	9.3	9.6	9.5	9.7	10.0	10.3	10.3	10.5	10.8	11.2	10.9	11.2	11.5	12.0	11.6	11.9	12.3	12.7	12.3	12.5	13.0	13.4																									
HI PR	223	240	253	264	250	269	284	296	284	306	323	337	324	349	368	384	364	392	414	432	403	433	457	477																									
LO PR	107	114	125	133	113	121	132	140	118	125	137	146	124	132	144	153	130	138	151	160	134	143	156	166																									
MBh	32.0	32.6	34.2	36.4	31.3	31.9	33.4	35.6	30.5	31.1	32.6	34.7	29.8	30.3	31.8	33.9	28.3	28.8	30.2	32.2	26.2	26.7	28.0	29.8																									
S/T	0.87	0.84	0.76	0.61	0.90	0.87	0.78	0.64	0.92	0.89	0.80	0.65	0.95	0.92	0.83	0.67	0.99	0.95	0.86	0.70	1.00	0.96	0.87	0.71																									
Delta T	28	27	26	22	28	28	26	23	28	28	26	23	28	28	26	23	28	28	26	23	26	26	24	21																									
KW	2.33	2.37	2.44	2.52	2.49	2.54	2.62	2.70	2.64	2.69	2.78	2.86	2.77	2.83	2.92	3.01	2.88	2.94	3.03	3.13	2.98	3.04	3.13	3.24																									
AMPS	8.6	8.8	9.0	9.4	9.2	9.4	9.7	10.1	10.0	10.2	10.5	10.9	10.6	10.9	11.2	11.6	11.3	11.6	11.9	12.4	11.9	12.2	12.6	13.1																									
HI PR	216	233	246	256	243	261	276	287	276	297	313	327	314	338	357	372	353	380	402	419	391	420	444	463																									
LO PR	104	111	121	129	110	117	128	136	114	122	133	141	120	128	139	149	126	134	146	156	130	138	151	161																									

↑ Shaded area is ARI Rating Conditions

IDB: Entering Indoor Dry Bulb Temperature

KW=Total system power

AMPS=Outdoor unit amps (comp.+fan)

# COOLING PERFORMANCE DATA

# SSZ140421A\*

## EXPANDED PERFORMANCE DATA

MODEL: SSZ140421A\* / CA\*F4860\*6A\*+TXV / MBR2000\*\*-1 Design Subcooling 9 ±3 °F @ the liquid service valve, ARI 95 test conditions

IDB	Airflow	Outdoor Ambient Temperature																								
		65				75				85				95				105				115				
		59	63	67	71	59	63	67	71	59	63	67	71	59	63	67	71	59	63	67	71	59	63	67	71	
70	1575	MBh	39.2	40.6	44.5	-	38.3	39.7	43.5	-	37.4	38.7	42.4	-	36.5	37.8	41.4	-	34.6	35.9	39.3	-	32.1	33.3	36.4	-
		S/T	0.77	0.65	0.45	-	0.80	0.67	0.46	-	0.82	0.69	0.48	-	0.85	0.71	0.49	-	0.88	0.74	0.51	-	0.89	0.74	0.51	-
		Delta T	18	15	12	-	18	16	12	-	18	16	12	-	18	16	12	-	18	15	12	-	17	14	11	-
		KW	2.65	2.71	2.78	-	2.84	2.90	2.98	-	3.01	3.07	3.16	-	3.15	3.22	3.31	-	3.28	3.34	3.45	-	3.38	3.45	3.56	-
		AMPS	9.7	9.9	10.2	-	10.4	10.7	11.0	-	11.3	11.6	12.0	-	12.1	12.4	12.8	-	12.8	13.1	13.6	-	13.6	13.9	14.4	-
		HI PR	218	234	247	-	244	263	277	-	278	299	315	-	316	340	359	-	356	383	404	-	393	423	447	-
	LO PR	107	114	125	-	113	121	132	-	118	125	137	-	124	132	144	-	130	138	151	-	134	143	156	-	
	1400	MBh	38.1	39.4	43.2	-	37.2	38.5	42.2	-	36.3	37.6	41.2	-	35.4	36.7	40.2	-	33.6	34.9	38.2	-	31.2	32.3	35.4	-
		S/T	0.74	0.62	0.43	-	0.77	0.64	0.44	-	0.79	0.66	0.45	-	0.81	0.68	0.47	-	0.84	0.70	0.49	-	0.85	0.71	0.49	-
		Delta T	18	16	12	-	19	16	12	-	19	16	12	-	19	16	12	-	19	16	12	-	17	15	11	-
		KW	2.63	2.69	2.76	-	2.82	2.88	2.96	-	2.98	3.04	3.14	-	3.13	3.19	3.29	-	3.25	3.32	3.42	-	3.36	3.43	3.53	-
		AMPS	9.6	9.8	10.1	-	10.4	10.6	10.9	-	11.2	11.5	11.8	-	12.0	12.2	12.6	-	12.7	13.0	13.4	-	13.4	13.8	14.2	-
HI PR		215	232	245	-	242	260	275	-	275	296	312	-	313	337	356	-	352	379	400	-	389	419	442	-	
LO PR	106	113	123	-	112	120	130	-	117	124	136	-	123	130	142	-	129	137	149	-	133	141	154	-		
1225	MBh	35.1	36.4	39.9	-	34.3	35.6	39.0	-	33.5	34.7	38.0	-	32.7	33.9	37.1	-	31.0	32.2	35.2	-	28.8	29.8	32.7	-	
	S/T	0.71	0.59	0.41	-	0.74	0.62	0.43	-	0.76	0.63	0.44	-	0.78	0.65	0.45	-	0.81	0.68	0.47	-	0.82	0.68	0.47	-	
	Delta T	19	16	12	-	19	16	12	-	19	16	13	-	19	17	13	-	19	16	12	-	18	15	12	-	
	KW	2.58	2.63	2.70	-	2.76	2.81	2.89	-	2.92	2.97	3.06	-	3.06	3.12	3.21	-	3.17	3.24	3.34	-	3.28	3.35	3.45	-	
	AMPS	9.4	9.6	9.9	-	10.1	10.3	10.6	-	10.9	11.2	11.5	-	11.6	11.9	12.3	-	12.4	12.7	13.1	-	13.1	13.4	13.8	-	
	HI PR	209	225	237	-	234	252	266	-	267	287	303	-	304	327	345	-	342	368	388	-	377	406	429	-	
LO PR	103	110	120	-	109	116	127	-	113	120	132	-	119	127	138	-	125	133	145	-	129	137	150	-		

IDB	Airflow	Outdoor Ambient Temperature																								
		65				75				85				95				105				115				
		59	63	67	71	59	63	67	71	59	63	67	71	59	63	67	71	59	63	67	71	59	63	67	71	
75	1575	MBh	39.9	41.0	44.4	47.7	38.9	40.1	43.4	46.6	38.0	39.1	42.4	45.5	37.1	38.2	41.3	44.4	35.2	36.3	39.3	42.1	32.6	33.6	36.4	39.0
		S/T	0.88	0.79	0.60	0.38	0.91	0.82	0.62	0.40	0.94	0.84	0.63	0.41	0.97	0.86	0.65	0.42	1.00	0.90	0.68	0.44	1.00	0.90	0.68	0.44
		Delta T	20	19	15	11	21	19	16	11	21	19	16	11	21	19	16	11	21	19	16	11	21	19	18	15
		KW	2.67	2.73	2.80	2.89	2.86	2.92	3.01	3.10	3.03	3.09	3.18	3.28	3.18	3.24	3.34	3.45	3.30	3.37	3.47	3.58	3.41	3.48	3.59	3.70
		AMPS	9.8	10.0	10.3	10.7	10.5	10.8	11.1	11.5	11.4	11.7	12.1	12.5	12.2	12.5	12.9	13.3	12.9	13.3	13.7	14.2	13.7	14.0	14.5	15.0
		HI PR	220	236	250	260	247	265	280	292	280	302	319	332	319	344	363	379	359	387	408	426	397	427	451	471
	LO PR	108	115	126	134	115	122	133	142	119	127	138	147	125	133	145	155	131	140	152	162	136	144	158	168	
	1400	MBh	38.7	39.8	43.1	46.3	37.8	38.9	42.1	45.2	36.9	38.0	41.1	44.1	36.0	37.1	40.1	43.1	34.2	35.2	38.1	40.9	31.7	32.6	35.3	37.9
		S/T	0.84	0.75	0.57	0.37	0.87	0.78	0.59	0.38	0.89	0.80	0.60	0.39	0.92	0.82	0.62	0.40	0.96	0.86	0.65	0.42	0.96	0.86	0.65	0.42
		Delta T	21	20	16	11	22	20	16	11	22	20	16	11	22	20	16	11	21	20	16	11	20	18	15	10
		KW	2.65	2.71	2.78	2.87	2.84	2.90	2.98	3.07	3.01	3.07	3.16	3.26	3.15	3.22	3.32	3.42	3.28	3.34	3.45	3.56	3.38	3.45	3.56	3.68
		AMPS	9.7	9.9	10.2	10.6	10.4	10.7	11.0	11.4	11.3	11.6	12.0	12.4	12.1	12.4	12.8	13.2	12.8	13.1	13.6	14.1	13.6	13.9	14.4	14.9
HI PR		218	234	247	258	244	263	277	289	278	299	316	329	316	340	359	375	356	383	404	422	393	423	447	466	
LO PR	107	114	125	133	113	121	132	140	118	125	137	146	124	132	144	153	130	138	151	161	134	143	156	166		
1225	MBh	35.7	36.8	39.8	42.7	34.9	35.9	38.9	41.7	34.1	35.1	38.0	40.7	33.2	34.2	37.0	39.7	31.6	32.5	35.2	37.8	29.2	30.1	32.6	35.0	
	S/T	0.81	0.72	0.55	0.35	0.84	0.75	0.57	0.37	0.86	0.77	0.58	0.37	0.89	0.79	0.60	0.39	0.92	0.82	0.62	0.40	0.93	0.83	0.63	0.40	
	Delta T	22	20	16	11	22	20	17	11	22	20	17	11	22	20	17	12	22	20	16	11	20	19	15	11	
	KW	2.60	2.65	2.72	2.80	2.78	2.83	2.92	3.00	2.94	3.00	3.09	3.18	3.08	3.14	3.24	3.34	3.20	3.27	3.37	3.47	3.30	3.37	3.48	3.59	
	AMPS	9.4	9.7	10.0	10.3	10.2	10.4	10.7	11.1	11.0	11.3	11.6	12.1	11.7	12.0	12.4	12.9	12.5	12.8	13.2	13.7	13.2	13.5	14.0	14.5	
	HI PR	211	227	240	250	237	255	269	281	269	290	306	319	307	330	349	364	345	371	392	409	381	410	433	452	
LO PR	104	111	121	129	110	117	128	136	114	122	133	142	120	128	140	149	126	134	146	156	130	139	151	161		

Shaded area is ACCA (TVA) conditions

IDB: Entering Indoor Dry Bulb Temperature

KW= Total system power

AMPS= outdoor unit amps (comp. -fian)

# COOLING PERFORMANCE DATA

# SSZ140421A\*

## EXPANDED PERFORMANCE DATA

## COOLING OPERATION

MODEL: SSZ140421A\* / CA\*F4860\*6A\*+TXV / MBR2000\*\*-1 Design Subcooling 9 ±3 °F @ the liquid service valve, ARI 95 test conditions

IDB*	Airflow	Outdoor Ambient Temperature																									
		65			75			85			95			105			115										
		59	63	67	71	59	63	67	71	59	63	67	71	59	63	67	71	59	63	67	71						
80	1575	MBh	40.6	41.5	44.3	47.3	39.6	40.5	43.3	46.2	38.7	39.5	42.2	45.1	37.7	38.6	41.2	44.0	35.9	36.6	39.1	41.8	33.2	33.9	36.3	38.8	
		S/T	0.97	0.91	0.74	0.55	1.00	0.94	0.76	0.57	1.00	0.96	0.78	0.59	1.00	1.00	0.81	0.60	0.60	1.00	1.00	0.84	0.63	1.00	1.00	0.85	0.63
		Delta T	23	22	19	15	23	22	19	15	23	22	19	15	22	23	19	16	16	21	21	19	15	19	20	18	14
		KW	2.69	2.75	2.83	2.91	2.88	2.94	3.03	3.12	3.05	3.11	3.21	3.31	3.20	3.27	3.37	3.47	3.33	3.33	3.40	3.50	3.61	3.44	3.51	3.62	3.73
		AMPS	9.9	10.1	10.4	10.8	10.6	10.9	11.2	11.6	11.5	11.8	12.2	12.6	12.3	12.3	12.6	13.0	13.5	13.1	13.4	13.8	14.3	13.8	14.2	14.6	15.2
	1400	HI PR	222	239	252	263	249	268	283	295	283	305	322	336	323	347	367	382	363	391	412	430	401	432	456	475	
		LO PR	110	117	127	136	116	123	134	143	120	128	140	149	126	134	147	156	132	141	154	164	137	146	159	169	
		MBh	39.4	40.2	43.0	46.0	38.5	39.3	42.0	44.9	37.6	38.4	41.0	43.8	36.6	37.4	40.0	42.8	34.8	35.6	38.0	40.6	32.2	32.9	35.2	37.6	
		S/T	0.92	0.86	0.70	0.53	0.95	0.90	0.73	0.54	0.98	0.92	0.75	0.56	1.00	0.95	0.77	0.58	0.60	1.00	0.98	0.80	0.60	1.00	0.99	0.81	0.60
		Delta T	24	23	20	16	24	23	20	16	24	23	20	16	24	23	20	16	23	23	23	20	16	21	21	19	15
1225	KW	2.67	2.73	2.80	2.89	2.86	2.92	3.01	3.10	3.03	3.09	3.18	3.28	3.18	3.24	3.34	3.45	3.30	3.37	3.48	3.59	3.41	3.48	3.59	3.71		
	AMPS	9.8	10.0	10.3	10.7	10.5	10.8	11.1	11.5	11.4	11.7	12.1	12.5	12.2	12.5	12.9	13.3	12.9	13.3	13.7	14.2	13.7	14.0	14.5	15.0		
	HI PR	220	237	250	260	247	265	280	292	280	302	319	332	319	344	363	379	359	387	408	426	397	427	451	471		
	LO PR	109	115	126	134	115	122	133	142	119	127	138	147	125	133	145	155	131	140	152	162	136	144	158	168		
	MBh	36.4	37.1	39.7	42.4	35.5	36.3	38.8	41.4	34.7	35.4	37.8	40.5	33.8	34.6	36.9	39.5	32.1	32.8	35.1	37.5	29.8	30.4	32.5	34.7		
85	1575	S/T	0.89	0.83	0.68	0.51	0.92	0.86	0.70	0.53	0.94	0.89	0.72	0.54	0.97	0.91	0.74	0.56	1.01	0.95	0.77	0.58	1.02	0.96	0.78	0.58	
		Delta T	24	23	20	16	25	24	20	16	25	24	20	16	25	24	21	16	24	23	20	16	23	22	19	15	
		KW	2.61	2.67	2.74	2.82	2.80	2.85	2.94	3.03	2.96	3.02	3.11	3.21	3.10	3.17	3.26	3.36	3.22	3.29	3.39	3.50	3.33	3.40	3.50	3.62	
		AMPS	9.5	9.7	10.0	10.4	10.3	10.5	10.8	11.2	11.1	11.4	11.7	12.2	11.9	12.1	12.5	13.0	12.6	12.9	13.3	13.8	13.3	13.6	14.1	14.6	
		HI PR	213	229	242	253	239	257	272	284	272	293	309	322	310	333	352	367	349	375	396	413	385	414	438	456	
	1400	LO PR	105	112	122	130	111	118	129	138	116	123	134	143	121	129	141	150	127	135	148	157	132	140	153	163	
		MBh	41.3	42.1	44.1	47.0	40.3	41.1	43.0	45.9	39.4	40.1	42.0	44.8	38.4	39.1	41.0	43.7	36.5	37.2	38.9	41.5	33.8	34.4	36.1	38.5	
		S/T	1.00	0.98	0.88	0.72	1.00	1.00	0.91	0.74	1.00	1.00	0.94	0.76	1.00	1.00	0.97	0.78	1.00	1.00	1.00	0.81	1.00	1.00	1.00	0.82	
		Delta T	24	24	23	20	24	24	23	20	23	23	23	20	22	23	23	20	21	22	23	20	20	20	20	21	18
		KW	2.71	2.77	2.85	2.93	2.91	2.96	3.05	3.15	3.08	3.14	3.23	3.33	3.23	3.29	3.39	3.50	3.35	3.42	3.53	3.64	3.46	3.54	3.65	3.76	
85	1575	AMPS	9.9	10.2	10.5	10.9	10.7	11.0	11.3	11.7	11.6	11.9	12.3	12.7	12.4	12.7	13.1	13.6	13.2	13.5	13.9	14.5	13.9	14.3	14.8	15.3	
		HI PR	224	241	255	266	252	271	286	298	286	308	325	339	326	351	370	386	367	395	417	434	405	436	460	480	
		LO PR	111	118	129	137	117	124	136	145	122	129	141	150	128	136	148	158	134	142	155	165	138	147	161	171	
		MBh	40.1	40.9	42.8	45.6	39.1	39.9	41.8	44.6	38.2	39.0	40.8	43.5	37.3	38.0	39.8	42.5	35.4	36.1	37.8	40.3	32.8	33.4	35.0	37.4	
		S/T	0.97	0.93	0.84	0.68	1.00	0.97	0.87	0.71	1.00	0.99	0.89	0.72	1.00	1.00	0.92	0.75	1.00	1.00	0.96	0.78	1.00	1.00	0.97	0.78	
	1400	Delta T	25	25	24	20	26	25	24	21	25	25	24	21	24	25	24	21	23	24	24	21	22	22	22	19	
		KW	2.69	2.75	2.83	2.91	2.88	2.94	3.03	3.12	3.05	3.11	3.21	3.31	3.20	3.27	3.37	3.47	3.33	3.40	3.50	3.61	3.44	3.51	3.62	3.73	
		AMPS	9.9	10.1	10.4	10.8	10.6	10.9	11.2	11.6	11.5	11.8	12.2	12.6	12.3	12.6	13.0	13.5	13.1	13.4	13.8	14.3	13.8	14.2	14.6	15.2	
		HI PR	222	239	252	263	249	268	283	295	283	305	322	336	323	347	367	382	363	391	412	430	401	432	456	475	
		LO PR	110	117	127	136	116	123	134	143	120	128	140	149	126	134	147	156	132	141	154	164	137	146	159	169	
1225	MBh	37.0	37.7	39.5	42.1	36.1	36.8	38.6	41.2	35.3	36.0	37.7	40.2	34.4	35.1	36.7	39.2	32.7	33.3	34.9	37.2	30.3	30.9	32.3	34.5		
	S/T	0.93	0.90	0.81	0.66	0.96	0.93	0.84	0.68	0.99	0.95	0.86	0.70	1.00	0.99	0.89	0.72	1.00	1.00	0.92	0.75	1.00	1.00	0.93	0.76		
	Delta T	26	25	24	21	26	26	24	21	26	26	24	21	26	26	25	21	25	25	24	21	23	23	23	20		
	KW	2.63	2.68	2.76	2.84	2.82	2.87	2.96	3.05	2.98	3.04	3.13	3.23	3.13	3.19	3.29	3.39	3.25	3.32	3.42	3.53	3.36	3.43	3.53	3.64		
	AMPS	9.6	9.8	10.1	10.5	10.3	10.6	10.9	11.3	11.2	11.5	11.8	12.3	12.0	12.2	12.6	13.1	12.7	13.0	13.4	13.9	13.4	13.8	14.2	14.7		
1225	HI PR	215	232	245	255	242	260	275	286	275	296	312	326	313	337	356	371	352	379	400	417	389	419	442	461		
	LO PR	106	113	123	131	112	119	130	139	117	124	136	144	123	130	142	152	128	137	149	159	133	141	154	164		
	MBh	37.0	37.7	39.5	42.1	36.1	36.8	38.6	41.2	35.3	36.0	37.7	40.2	34.4	35.1	36.7	39.2	32.7	33.3	34.9	37.2	30.3	30.9	32.3	34.5		
	S/T	0.93	0.90	0.81	0.66	0.96	0.93	0.84	0.68	0.99	0.95	0.86	0.70	1.00	0.99	0.89	0.72	1.00	1.00	0.92	0.75	1.00	1.00	0.93	0.76		
	Delta T	26	25	24	21	26	26	24	21	26	26	24	21	26	26	25	21	25	25	24	21	23	23	23	20		

Shaded area is ARI Rating Conditions IDB: Entering Indoor Dry Bulb Temperature KW=Total system power AMPS=outdoor unit amps (comp. +fan)

# COOLING PERFORMANCE DATA

# SSZ140481A\*

## EXPANDED PERFORMANCE DATA

## EXPANDED PERFORMANCE DATA

## COOLING OPERATION

MODEL: SSZ140481A\* / CA\*F4860\*6A\*+TXV / MBR2000\*\*+1 Design Subcooling 9 ±3 °F @ the liquid service valve, ARI 95 test conditions

IDB*	Airflow	Outdoor Ambient Temperature																													
		65					75					85					95					105					115				
		59	63	67	71	75	59	63	67	71	75	59	63	67	71	75	59	63	67	71	75	59	63	67	71	75	59	63	67	71	75
70	1744	MBh	45.1	46.7	51.2	-	44.0	45.6	50.0	-	43.0	44.5	48.8	-	41.9	43.5	47.6	-	39.8	41.3	45.2	-	36.9	38.2	41.9	-					
		S/T	0.76	0.64	0.44	-	0.79	0.66	0.46	-	0.81	0.68	0.47	-	0.84	0.70	0.48	-	0.87	0.73	0.50	-	0.88	0.73	0.51	-					
		Delta T	18	16	12	-	18	16	12	-	18	16	12	-	18	16	12	-	18	16	12	-	17	15	11	-					
		KW	2.98	3.04	3.13	-	3.19	3.26	3.36	-	3.38	3.45	3.56	-	3.55	3.62	3.73	-	3.69	3.77	3.88	-	3.81	3.89	4.01	-					
		AMPS	5.9	6.2	6.5	-	6.8	7.0	7.4	-	7.7	8.0	8.5	-	8.6	8.9	9.4	-	9.5	9.8	10.3	-	10.3	10.7	11.2	-					
		HI PR	217	233	247	-	243	262	277	-	277	298	315	-	315	339	358	-	355	382	403	-	392	422	445	-					
		LO PR	106	113	123	-	112	119	130	-	116	124	135	-	122	130	142	-	128	136	149	-	132	141	154	-					
		MBh	43.8	45.4	49.7	-	42.7	44.3	48.5	-	41.7	43.2	47.4	-	40.7	42.2	46.2	-	38.7	40.1	43.9	-	35.8	37.1	40.7	-					
		S/T	0.73	0.61	0.42	-	0.75	0.63	0.44	-	0.77	0.65	0.45	-	0.80	0.67	0.46	-	0.83	0.69	0.48	-	0.84	0.70	0.48	-					
		Delta T	19	16	12	-	19	17	13	-	19	17	13	-	19	17	13	-	19	16	12	-	18	15	12	-					
KW	2.96	3.02	3.10	-	3.17	3.23	3.33	-	3.36	3.42	3.53	-	3.52	3.59	3.70	-	3.66	3.74	3.85	-	3.78	3.86	3.98	-							
AMPS	5.8	6.1	6.4	-	6.7	6.9	7.3	-	7.6	7.9	8.4	-	8.5	8.8	9.3	-	9.3	9.7	10.2	-	10.2	10.5	11.0	-							
HI PR	215	231	244	-	241	259	274	-	274	295	311	-	312	336	355	-	351	378	399	-	388	418	441	-							
LO PR	105	112	122	-	111	118	129	-	115	122	134	-	121	129	140	-	127	135	147	-	131	139	152	-							
MBh	40.4	41.9	45.9	-	39.5	40.9	44.8	-	38.5	39.9	43.7	-	37.6	38.9	42.7	-	35.7	37.0	40.5	-	33.1	34.3	37.5	-							
S/T	0.70	0.59	0.41	-	0.73	0.61	0.42	-	0.75	0.62	0.43	-	0.77	0.64	0.45	-	0.80	0.67	0.46	-	0.81	0.67	0.47	-							
Delta T	19	17	13	-	19	17	13	-	19	17	13	-	20	17	13	-	19	17	13	-	18	16	12	-							
KW	2.89	2.95	3.04	-	3.10	3.16	3.25	-	3.28	3.34	3.45	-	3.44	3.51	3.62	-	3.57	3.65	3.76	-	3.69	3.77	3.89	-							
AMPS	5.5	5.8	6.1	-	6.3	6.6	7.0	-	7.3	7.6	8.0	-	8.1	8.4	8.9	-	8.9	9.3	9.7	-	9.7	10.1	10.6	-							
HI PR	208	224	237	-	234	252	266	-	266	286	302	-	303	326	344	-	341	367	387	-	376	405	428	-							
LO PR	102	108	118	-	107	114	125	-	112	119	130	-	117	125	136	-	123	131	143	-	127	135	148	-							
75	1744	MBh	45.8	47.2	51.1	54.8	44.8	46.1	49.9	53.6	43.7	45.0	48.7	52.3	42.6	43.9	47.5	51.0	40.5	41.7	45.1	48.5	37.5	38.6	41.8	44.9					
		S/T	0.87	0.78	0.59	0.38	0.90	0.80	0.61	0.39	0.92	0.82	0.62	0.40	0.95	0.85	0.64	0.41	0.99	0.88	0.67	0.43	1.00	0.89	0.67	0.43					
		Delta T	21	19	16	11	21	20	16	11	21	20	16	11	21	20	16	11	21	21	19	16	11	20	18	15	10				
		KW	3.00	3.06	3.15	3.25	3.22	3.28	3.38	3.49	3.41	3.48	3.58	3.70	3.58	3.65	3.76	3.88	3.72	3.80	3.92	4.04	3.84	3.92	4.05	4.18					
		AMPS	6.0	6.3	6.6	7.0	6.9	7.1	7.5	8.0	7.9	8.2	8.6	9.1	8.7	9.1	9.5	10.0	9.6	9.9	10.4	11.0	10.4	10.8	11.3	11.9					
		HI PR	219	236	249	260	246	265	279	291	280	301	318	331	319	343	362	378	358	386	407	425	396	426	450	469					
		LO PR	107	114	124	132	113	120	131	140	117	125	136	145	123	131	143	153	129	138	150	160	134	142	155	165					
		MBh	44.5	45.8	49.6	53.2	43.5	44.8	48.4	52.0	42.4	43.7	47.3	50.8	41.4	42.6	46.1	49.5	39.3	40.5	43.8	47.0	36.4	37.5	40.6	43.6					
		S/T	0.83	0.74	0.56	0.36	0.86	0.77	0.58	0.37	0.88	0.79	0.59	0.38	0.91	0.81	0.61	0.40	0.94	0.84	0.64	0.41	0.95	0.85	0.64	0.41					
		Delta T	22	20	16	11	22	20	17	12	22	20	17	12	22	21	17	12	22	20	17	11	21	19	15	11					
KW	2.98	3.04	3.13	3.22	3.19	3.26	3.36	3.46	3.38	3.45	3.56	3.67	3.55	3.62	3.73	3.85	3.69	3.77	3.88	4.01	3.81	3.89	4.01	4.14							
AMPS	5.9	6.2	6.5	6.9	6.8	7.0	7.4	7.9	7.7	8.1	8.5	9.0	8.6	8.9	9.4	9.9	9.5	9.8	10.3	10.9	10.3	10.7	11.2	11.8							
HI PR	217	233	247	257	243	262	277	289	277	298	315	328	315	339	358	374	355	382	403	421	392	422	445	465							
LO PR	106	113	123	131	112	119	130	138	116	124	135	144	122	130	142	151	128	136	149	158	132	141	154	164							
MBh	41.1	42.3	45.8	49.1	40.1	41.3	44.7	48.0	39.2	40.3	43.7	46.8	38.2	39.3	42.6	45.7	36.3	37.4	40.5	43.4	33.6	34.6	37.5	40.2							
S/T	0.80	0.71	0.54	0.35	0.83	0.74	0.56	0.36	0.85	0.76	0.57	0.37	0.87	0.78	0.59	0.38	0.91	0.81	0.61	0.40	0.92	0.82	0.62	0.40							
Delta T	22	20	17	12	22	21	17	12	22	21	17	12	23	21	17	12	22	21	17	12	21	19	16	11							
KW	2.91	2.97	3.06	3.15	3.12	3.18	3.28	3.38	3.30	3.37	3.47	3.58	3.46	3.54	3.65	3.76	3.60	3.68	3.79	3.91	3.72	3.80	3.92	4.04							
AMPS	5.6	5.9	6.2	6.6	6.4	6.7	7.1	7.5	7.4	7.7	8.1	8.6	8.2	8.6	9.0	9.5	9.1	9.4	9.9	10.4	9.9	10.2	10.7	11.3							
HI PR	210	226	239	249	236	254	268	280	269	289	305	318	306	329	348	363	344	370	391	408	380	409	432	451							
LO PR	103	109	119	127	109	115	126	134	113	120	131	140	118	126	138	147	124	132	144	154	128	137	149	159							

Shaded area is ACCA (TVA) conditions

IDB: Entering Indoor Dry Bulb Temperature

KW=Total system power

AMPS=Outdoor unit amps (comp. +fan)



# COOLING PERFORMANCE DATA

# SSZ140481A\*

## EXPANDED PERFORMANCE DATA

### COOLING OPERATION

MODEL: SSZ140481A\* / CA\*F4860\*6A\*+TXV / MBR2000\*\*-1 Design Subcooling 9 ±3 °F @ the liquid service valve, ARI 95 test conditions

IDB*	Airflow	Outdoor Ambient Temperature												95												105												115											
		65				75				85				95				105				115				95				105				115															
		59	63	67	71	59	63	67	71	59	63	67	71	59	63	67	71	59	63	67	71	59	63	67	71	59	63	67	71	59	63	67	71	59	63	67	71												
80	1744	MBh	46.7	47.7	50.9	54.4	45.6	46.6	49.7	53.2	44.5	45.5	48.6	51.9	43.4	44.3	47.4	50.6	41.2	42.1	45.0	48.1	40.0	40.9	43.7	46.7	38.2	39.0	41.7	44.6	37.1	37.9	40.5	43.3															
		S/T	0.95	0.89	0.73	0.54	1.00	0.92	0.75	0.56	1.00	0.95	0.77	0.58	1.00	1.00	0.80	0.60	1.00	1.00	0.83	0.62	1.00	1.00	0.83	0.62	1.00	1.00	0.83	0.62	1.00	1.00	0.83	0.62															
		Delta T	23	22	19	16	24	23	20	16	23	23	20	16	23	23	20	16	22	22	20	16	22	22	20	16	20	20	18	15	20	20	18	15															
		KW	3.03	3.08	3.18	3.27	3.24	3.31	3.41	3.51	3.43	3.51	3.61	3.73	3.60	3.68	3.79	3.91	3.75	3.83	3.95	4.07	3.75	3.83	3.95	4.07	3.87	3.95	4.08	4.21	3.87	3.95	4.08	4.21															
		AMPS	6.1	6.4	6.7	7.1	7.0	7.3	7.6	8.1	8.0	8.3	8.7	9.2	8.8	9.2	9.6	10.1	9.7	10.1	10.6	11.2	10.6	11.0	11.5	12.1	10.6	11.0	11.5	12.1	10.6	11.0	11.5	12.1															
		HI PR	221	238	252	262	248	267	282	294	282	304	321	335	322	346	366	381	362	390	411	429	400	430	454	474	400	430	454	474	400	430	454	474															
		LO PR	108	115	125	134	114	121	133	141	119	126	138	147	125	133	145	154	131	139	152	162	135	144	157	167	135	144	157	167	135	144	157	167															
		MBh	45.3	46.3	49.5	52.9	44.2	45.2	48.3	51.6	43.2	44.1	47.2	50.4	42.1	43.1	46.0	49.2	40.0	40.9	43.7	46.7	37.1	37.9	40.5	43.3	37.1	37.9	40.5	43.3	37.1	37.9	40.5	43.3															
		S/T	0.91	0.85	0.69	0.52	0.94	0.88	0.72	0.54	0.96	0.90	0.74	0.55	0.99	0.93	0.76	0.57	1.00	0.97	0.79	0.59	1.00	0.97	0.79	0.59	1.00	0.98	0.79	0.59	1.00	0.98	0.79	0.59															
		Delta T	24	23	20	16	25	24	21	16	25	24	21	16	25	24	21	16	24	23	20	16	24	23	20	16	22	22	19	15	22	22	19	15															
		KW	3.00	3.06	3.15	3.25	3.22	3.28	3.38	3.49	3.41	3.48	3.58	3.70	3.58	3.65	3.76	3.88	3.72	3.80	3.92	4.04	3.84	3.92	4.05	4.18	3.84	3.92	4.05	4.18	3.84	3.92	4.05	4.18															
		AMPS	6.0	6.3	6.6	7.0	6.9	7.1	7.5	8.0	7.9	8.2	8.6	9.1	8.7	9.1	9.5	10.1	9.6	9.9	10.4	11.0	10.4	10.8	11.3	11.9	10.4	10.8	11.3	11.9	10.4	10.8	11.3	11.9															
HI PR	219	236	249	260	246	265	279	291	280	301	318	332	319	343	362	378	358	386	407	425	396	426	450	469	396	426	450	469	396	426	450	469																	
LO PR	107	114	124	132	113	120	131	140	117	125	136	145	123	131	143	153	129	138	150	160	134	142	155	165	134	142	155	165	134	142	155	165																	
MBh	41.8	42.7	45.6	48.8	40.8	41.7	44.6	47.7	39.9	40.7	43.5	46.5	38.9	39.7	42.5	45.4	36.9	37.8	40.3	43.1	34.2	35.0	37.4	39.9	34.2	35.0	37.4	39.9	34.2	35.0	37.4	39.9																	
S/T	0.87	0.82	0.67	0.50	0.91	0.85	0.69	0.52	0.93	0.87	0.71	0.53	0.96	0.90	0.73	0.55	1.00	0.93	0.76	0.57	1.00	0.94	0.77	0.57	1.00	0.94	0.77	0.57	1.00	0.94	0.77	0.57																	
Delta T	25	24	21	17	25	24	21	17	25	24	21	17	25	24	21	17	25	24	21	17	23	22	19	16	23	22	19	16	23	22	19	16																	
KW	2.94	2.99	3.08	3.17	3.14	3.21	3.30	3.40	3.33	3.40	3.50	3.61	3.49	3.56	3.67	3.79	3.63	3.71	3.82	3.94	3.75	3.83	3.95	4.08	3.75	3.83	3.95	4.08	3.75	3.83	3.95	4.08																	
AMPS	5.7	6.0	6.3	6.7	6.6	6.8	7.2	7.6	7.5	7.8	8.2	8.7	8.4	8.7	9.1	9.6	9.2	9.5	10.0	10.6	10.0	10.4	10.9	11.5	10.0	10.4	10.9	11.5	10.0	10.4	10.9	11.5																	
HI PR	213	229	242	252	239	257	271	283	271	292	308	322	309	333	351	366	348	374	395	412	384	413	436	455	384	413	436	455	384	413	436	455																	
LO PR	104	110	121	128	110	117	127	136	114	121	132	141	120	127	139	148	125	133	146	155	130	138	151	160	130	138	151	160	130	138	151	160																	
85	1744	MBh	47.5	48.4	50.7	54.1	46.4	47.3	49.5	52.8	45.3	46.1	48.3	51.6	44.2	45.0	47.1	50.3	42.0	42.8	44.8	47.8	38.9	39.6	41.5	44.3	38.9	39.6	41.5	44.3																			
		S/T	1.00	0.96	0.87	0.70	1.00	1.00	0.90	0.73	1.00	1.00	0.92	0.75	1.00	1.00	0.95	0.77	1.00	1.00	0.99	0.80	1.00	1.00	1.00	0.81	1.00	1.00	1.00	0.81																			
		Delta T	25	25	23	20	24	25	23	20	24	24	24	20	23	24	24	20	22	23	23	20	20	20	21	19	20	21	22	19																			
		KW	3.05	3.11	3.20	3.30	3.27	3.33	3.43	3.54	3.46	3.53	3.64	3.76	3.63	3.71	3.82	3.95	3.78	3.86	3.98	4.11	3.90	3.99	4.11	4.25	3.90	3.99	4.11	4.25																			
		AMPS	6.2	6.5	6.8	7.2	7.1	7.4	7.8	8.2	8.1	8.4	8.8	9.4	9.0	9.3	9.8	10.3	9.9	10.2	10.7	11.3	10.7	11.1	11.6	12.3	10.7	11.1	11.6	12.3																			
		HI PR	224	241	254	265	251	270	285	297	285	307	324	338	325	350	369	385	366	393	415	433	404	435	459	479	404	435	459	479																			
		LO PR	109	116	127	135	115	123	134	143	120	127	139	148	126	134	146	156	132	140	153	163	136	145	158	169	136	145	158	169																			
		MBh	46.1	47.0	49.2	52.5	45.0	45.9	48.1	51.3	43.9	44.8	46.9	50.1	42.9	43.7	45.8	48.8	40.7	41.5	43.5	46.4	37.7	38.5	40.3	43.0	37.7	38.5	40.3	43.0																			
		S/T	0.95	0.92	0.83	0.67	0.99	0.95	0.86	0.70	1.00	0.97	0.88	0.71	1.00	1.00	0.91	0.74	1.00	1.00	0.94	0.76	1.00	1.00	1.00	0.77	1.00	1.00	1.00	0.77																			
		Delta T	26	26	24	21	26	26	24	21	26	26	24	21	25	26	25	21	24	25	24	21	22	22	23	20	22	23	23	20																			
		KW	3.03	3.08	3.18	3.27	3.24	3.31	3.41	3.51	3.43	3.51	3.61	3.73	3.60	3.68	3.79	3.91	3.75	3.83	3.95	4.07	3.87	3.95	4.08	4.21	3.87	3.95	4.08	4.21																			
		AMPS	6.1	6.4	6.7	7.1	7.0	7.3	7.6	8.1	8.0	8.3	8.7	9.2	8.8	9.2	9.6	10.2	9.7	10.1	10.6	11.2	10.6	11.0	11.5	12.1	10.6	11.0	11.5	12.1																			
HI PR	221	238	252	262	248	267	282	294	282	304	321	335	322	346	366	381	362	390	411	429	400	430	454	474	400	430	454	474																					
LO PR	108	115	125	134	114	121	133	141	119	126	138	147	125	133	145	154	131	139	152	162	135	144	157	167	135	144	157	167																					
MBh	42.5	43.4	45.4	48.5	41.5	42.4	44.4	47.3	40.6	41.3	43.3	46.2	39.6	40.3	42.2	45.1	37.6	38.3	40.1	42.8	34.8	35.5	37.2	39.7	34.8	35.5	37.2	39.7																					
S/T	0.92	0.88	0.80	0.65	0.95	0.92	0.83	0.67	0.97	0.94	0.85	0.69	1.00	0.97	0.88	0.71	1.00	1.00	0.91	0.74	1.00	1.00	1.00	0.74	1.00	1.00	1.00	0.74																					
Delta T	26	26	25	21	27	26	25	22	27	26	24	21	27	27	25	22	25	26	25	21	24	24	24	21	24	24	23	20																					
KW	2.96	3.02	3.10	3.20	3.17	3.23	3.33	3.43	3.35	3.42	3.53	3.64	3.52	3.59	3.70	3.82	3.66	3.74	3.85	3.97	3.78	3.86	3.98	4.11	3.78	3.86	3.98	4.11																					
AMPS	5.8	6.1	6.4	6.8	6.7	6.9	7.3	7.8	7.6	7.9	8.3	8.8	8.5	8.8	9.2	9.8	9.3	9.7	10.1	10.7	10.2	10.5	11.0	11.6	10.2	10.5	11.0	11.6																					
HI PR	215	231	244	254	241	259	274	286	274	295	311	325	312	336	355	370	351	378	399	416	388	417	441	460	388	417	441	460																					
LO PR	105	111	122	130	111	118	129	137	115	122	134	142	121	129	140	150	127	135	147	157	131	139	152	162	131	139	152	162																					

Shaded area is ARI Rating Conditions  
 IDB: Entering Indoor Dry Bulb Temperature  
 KW=Total system power  
 AMPS=outdoor unit amps (comp. +fan)

# COOLING PERFORMANCE DATA

# SSZ140601A\*

## EXPANDED PERFORMANCE DATA

## EXPANDED PERFORMANCE DATA

## COOLING OPERATION

MODEL: SSZ140601A\* / CA\*F4860\*6A\*.TXV / MBE2000\*\*-1 Design Subcooling 9 ±3 °F @ the liquid service valve, ARI 95 test conditions

IDB	Airflow	Outdoor Ambient Temperature																								
		65				75				85				95				105				115				
		59	63	67	71	59	63	67	71	59	63	67	71	59	63	67	71	59	63	67	71	59	63	67	71	
70	2081	MBh	55.4	57.4	62.9	-	54.1	56.1	61.4	-	52.8	54.7	59.9	-	51.5	53.4	58.5	-	48.9	50.7	55.6	-	45.3	47.0	51.5	-
		S/T	0.74	0.62	0.43	-	0.77	0.64	0.45	-	0.79	0.66	0.46	-	0.81	0.68	0.47	-	0.85	0.71	0.49	-	0.85	0.71	0.49	-
		Delta T	18	16	12	-	18	16	12	-	18	16	12	-	19	16	12	-	18	16	12	-	17	15	11	-
		KW	3.63	3.70	3.82	-	3.91	3.99	4.12	-	4.16	4.25	4.39	-	4.38	4.48	4.63	-	4.57	4.67	4.83	-	4.73	4.83	5.00	-
		AMPS	7.6	7.9	8.4	-	8.7	9.1	9.6	-	10.0	10.4	10.9	-	11.1	11.5	12.1	-	12.2	12.7	13.3	-	13.3	13.8	14.5	-
	1850	HI PR	219	236	249	-	246	264	279	-	279	301	318	-	318	343	362	-	358	385	407	-	396	426	450	-
		LO PR	103	110	120	-	109	116	126	-	113	120	131	-	119	126	138	-	125	132	145	-	129	137	150	-
		MBh	53.8	55.7	61.0	-	52.5	54.4	59.6	-	51.3	53.1	58.2	-	50.0	51.8	56.8	-	47.5	49.2	53.9	-	44.0	45.6	50.0	-
		S/T	0.71	0.59	0.41	-	0.73	0.61	0.42	-	0.75	0.63	0.44	-	0.78	0.65	0.45	-	0.81	0.67	0.47	-	0.81	0.68	0.47	-
		Delta T	19	16	12	-	19	17	13	-	19	17	13	-	19	17	13	-	19	16	13	-	18	15	12	-
1619	KW	3.60	3.67	3.79	-	3.88	3.96	4.09	-	4.12	4.22	4.35	-	4.34	4.44	4.59	-	4.53	4.63	4.78	-	4.69	4.79	4.96	-	
	AMPS	7.4	7.8	8.2	-	8.6	8.9	9.4	-	9.8	10.2	10.8	-	11.0	11.4	12.0	-	12.1	12.5	13.1	-	13.2	13.6	14.3	-	
	HI PR	217	233	246	-	243	262	276	-	277	298	314	-	315	339	358	-	355	382	403	-	392	422	445	-	
	LO PR	102	108	118	-	108	115	125	-	112	119	130	-	118	125	137	-	123	131	143	-	128	136	148	-	
	MBh	49.6	51.4	56.3	-	48.5	50.2	55.0	-	47.3	49.0	53.7	-	46.2	47.8	52.4	-	43.8	45.4	49.8	-	40.6	42.1	46.1	-	

IDB	Airflow	Outdoor Ambient Temperature																								
		65				75				85				95				105				115				
		59	63	67	71	59	63	67	71	59	63	67	71	59	63	67	71	59	63	67	71	59	63	67	71	
75	2081	MBh	56.3	58.0	62.7	67.3	55.0	56.6	61.3	65.8	53.7	55.3	59.8	64.2	52.4	53.9	58.4	62.6	49.8	51.2	55.5	59.5	46.1	47.5	51.4	55.1
		S/T	0.84	0.75	0.57	0.37	0.87	0.78	0.59	0.38	0.90	0.80	0.61	0.39	0.93	0.83	0.63	0.40	0.96	0.86	0.65	0.42	0.97	0.87	0.66	0.42
		Delta T	21	19	16	11	21	20	16	11	21	20	16	11	21	20	16	11	21	19	16	11	20	18	15	10
		KW	3.66	3.73	3.85	3.98	3.94	4.03	4.16	4.30	4.19	4.29	4.43	4.58	4.42	4.52	4.67	4.82	4.61	4.71	4.87	5.03	4.77	4.88	5.04	5.22
		AMPS	7.7	8.0	8.5	9.1	8.8	9.2	9.7	10.3	10.1	10.5	11.1	11.8	11.3	11.7	12.3	13.0	12.4	12.9	13.5	14.3	13.5	14.0	14.7	15.5
	1850	HI PR	221	238	251	262	248	267	282	294	282	304	321	335	322	346	365	381	362	389	411	429	400	430	454	474
		LO PR	104	111	121	129	110	117	128	136	114	122	133	141	120	128	139	148	126	134	146	156	130	138	151	161
		MBh	54.7	56.3	60.9	65.4	53.4	55.0	59.5	63.9	52.1	53.7	58.1	62.3	50.9	52.4	56.7	60.8	48.3	49.7	53.8	57.8	44.7	46.1	49.9	53.5
		S/T	0.80	0.72	0.54	0.35	0.83	0.75	0.56	0.36	0.86	0.77	0.58	0.37	0.88	0.79	0.60	0.38	0.92	0.82	0.62	0.40	0.92	0.83	0.63	0.40
		Delta T	22	20	16	11	22	20	17	12	22	20	17	12	22	21	17	12	22	20	17	11	21	19	16	11
1619	KW	3.63	3.70	3.82	3.95	3.91	3.99	4.12	4.26	4.16	4.25	4.39	4.54	4.38	4.48	4.63	4.78	4.57	4.67	4.83	4.99	4.73	4.84	5.00	5.17	
	AMPS	7.6	7.9	8.4	8.9	8.7	9.1	9.6	10.2	10.0	10.4	10.9	11.6	11.1	11.5	12.1	12.8	12.2	12.7	13.3	14.1	13.3	13.8	14.5	15.3	
	HI PR	219	236	249	260	246	265	279	291	280	301	318	331	318	343	362	377	358	385	407	425	396	426	450	469	
	LO PR	103	110	120	127	109	116	126	135	113	120	131	140	119	126	138	147	125	132	145	154	129	137	150	159	
	MBh	50.5	51.9	56.2	60.3	49.3	50.7	54.9	58.9	48.1	49.5	53.6	57.5	46.9	48.3	52.3	56.1	44.6	45.9	49.7	53.3	41.3	42.5	46.0	49.4	

Shaded area is ACCA (TVA) conditions

IDB: Entering Indoor Dry Bulb Temperature

KW=Total system power

AMPS=Outdoor unit amps (comp. +fan)

# COOLING PERFORMANCE DATA

# SSZ140601A\*

## EXPANDED PERFORMANCE DATA

## COOLING OPERATION

MODEL: SSZ140601A\* / CA°F4860\*6A\*+TXV / MBE2000\*\*--1 Design Subcooling 9 ±3 °F @ the liquid service valve, ARI 95 test conditions

IDB*	Airflow	Outdoor Ambient Temperature												115													
		65			75			85			95				105												
		59	63	67	71	59	63	67	71	59	63	67	71		59	63	67	71	59	63	67	71					
80	2081	MBh	57.3	58.6	62.6	66.9	56.0	57.2	61.1	65.3	54.6	55.8	59.6	63.8	53.3	54.5	58.2	62.2	50.6	51.7	55.3	59.1	46.9	47.9	51.2	54.7	
		S/T	0.93	0.87	0.71	0.53	0.96	0.90	0.73	0.55	1.00	0.92	0.75	0.56	1.00	0.95	0.78	0.58	1.00	1.00	1.00	0.80	0.60	1.00	1.00	0.81	0.61
		Delta T	23	22	20	16	24	23	20	16	24	23	20	16	24	23	20	16	22	22	23	20	16	21	21	18	15
		KW	3.69	3.76	3.89	4.01	3.97	4.06	4.19	4.33	4.23	4.32	4.47	4.62	4.45	4.55	4.71	4.87	4.64	4.64	4.75	4.91	5.08	4.81	4.82	4.92	5.09
		AMPS	7.8	8.2	8.6	9.2	9.0	9.3	9.9	10.5	10.3	10.7	11.3	11.9	11.4	11.9	12.5	13.2	12.6	13.0	13.7	14.5	15.3	13.7	14.2	14.9	15.7
		HI PR	223	240	254	265	251	270	285	297	285	307	324	338	325	350	369	385	365	393	415	433	404	434	459	479	479
		LO PR	105	112	122	130	111	118	129	137	115	123	134	143	121	129	141	150	127	135	148	157	131	140	153	163	163
		MBh	55.6	56.9	60.7	64.9	54.3	55.5	59.3	63.4	53.0	54.2	57.9	61.9	51.8	52.9	56.5	60.4	49.2	50.2	53.7	57.4	45.5	46.5	49.7	53.2	53.2
		S/T	0.88	0.83	0.67	0.50	0.91	0.86	0.70	0.52	0.94	0.88	0.72	0.54	0.97	0.91	0.74	0.55	1.00	0.94	0.77	0.57	1.00	0.95	0.77	0.58	0.58
		Delta T	24	23	20	16	25	24	21	16	25	24	21	16	25	24	21	17	24	24	24	20	16	23	22	19	15
KW	3.66	3.73	3.85	3.98	3.94	4.03	4.16	4.30	4.19	4.29	4.43	4.58	4.42	4.52	4.67	4.82	4.61	4.71	4.87	5.03	4.77	4.88	5.04	5.22	5.22		
AMPS	7.7	8.0	8.5	9.1	8.8	9.2	9.7	10.3	10.1	10.5	11.1	11.8	11.3	11.7	12.3	13.0	12.4	12.9	13.5	14.3	13.5	14.0	14.7	15.5	15.5		
HI PR	221	238	251	262	248	267	282	294	282	304	321	335	322	346	365	381	362	389	411	429	400	430	454	474	474		
LO PR	104	111	121	129	110	117	128	136	114	122	133	141	120	128	139	148	126	134	146	156	130	138	151	161	161		
MBh	51.4	52.5	56.1	59.9	50.2	51.3	54.8	58.5	49.0	50.0	53.5	57.1	47.8	48.8	52.1	55.7	45.4	46.4	49.5	53.0	42.0	43.0	45.9	49.1	49.1		
S/T	0.85	0.80	0.65	0.49	0.88	0.83	0.67	0.50	0.90	0.85	0.69	0.52	0.93	0.88	0.71	0.53	0.97	0.91	0.74	0.55	0.98	0.92	0.75	0.56	0.56		
Delta T	25	24	21	17	25	24	21	17	25	24	21	17	25	24	21	17	25	24	21	17	23	22	19	16	16		
KW	3.57	3.64	3.76	3.88	3.84	3.93	4.06	4.19	4.09	4.18	4.32	4.46	4.31	4.40	4.55	4.70	4.49	4.59	4.74	4.90	4.65	4.75	4.91	5.08	5.08		
AMPS	7.3	7.6	8.1	8.6	8.4	8.8	9.3	9.9	9.7	10.1	10.6	11.3	10.8	11.2	11.8	12.5	11.9	12.3	13.0	13.7	13.0	13.4	14.1	14.9	14.9		
HI PR	215	231	244	254	241	259	274	285	274	295	311	325	312	336	354	370	351	378	399	416	388	417	441	460	460		
LO PR	101	107	117	125	107	113	124	132	111	118	129	137	116	124	135	144	122	130	142	151	126	134	147	156	156		
85	2081	MBh	58.3	59.4	62.2	66.4	56.9	58.1	60.8	64.9	55.6	56.7	59.4	63.3	54.2	55.3	57.9	61.8	51.5	52.5	55.0	58.7	47.7	48.7	51.0	54.4	
		S/T	0.97	0.94	0.85	0.69	1.00	0.97	0.88	0.71	1.00	1.00	0.90	0.73	1.00	1.00	0.93	0.75	1.00	1.00	0.96	0.78	1.00	1.00	0.97	0.79	
		Delta T	25	25	23	20	25	25	24	20	25	25	24	20	24	24	24	21	23	23	23	20	21	21	22	19	
		KW	3.72	3.80	3.92	4.05	4.01	4.09	4.23	4.37	4.26	4.36	4.50	4.66	4.49	4.59	4.75	4.91	4.68	4.79	4.95	5.12	4.85	4.96	5.13	5.31	
		AMPS	8.0	8.3	8.8	9.3	9.1	9.5	10.0	10.6	10.4	10.9	11.4	12.1	11.6	12.0	12.7	13.4	12.8	13.2	13.9	14.7	13.9	14.4	15.1	15.9	
		HI PR	226	243	256	268	253	273	288	300	288	310	327	341	328	353	373	389	369	397	419	437	408	439	463	483	
		LO PR	106	113	123	131	112	119	130	139	117	124	135	144	122	130	142	151	128	137	149	159	133	141	154	164	
		MBh	56.6	57.7	60.4	64.5	55.3	56.4	59.0	63.0	54.0	55.0	57.6	61.5	52.7	53.7	56.2	60.0	50.0	51.0	53.4	57.0	46.3	47.2	49.5	52.8	
		S/T	0.93	0.89	0.81	0.65	0.96	0.93	0.84	0.68	0.98	0.95	0.86	0.69	1.00	0.98	0.88	0.72	1.00	1.00	0.92	0.74	1.00	1.00	0.93	0.75	
		Delta T	26	26	24	21	26	26	25	21	26	26	25	21	26	26	25	21	26	25	24	21	23	23	23	20	
KW	3.69	3.76	3.89	4.01	3.97	4.06	4.19	4.33	4.23	4.32	4.47	4.62	4.45	4.55	4.71	4.87	4.64	4.75	4.91	5.08	4.81	4.92	5.09	5.26			
AMPS	7.8	8.2	8.6	9.2	9.0	9.3	9.9	10.5	10.3	10.7	11.3	11.9	11.4	11.9	12.5	13.2	12.6	13.0	13.7	14.5	13.7	14.2	14.9	15.7			
HI PR	223	240	254	265	251	270	285	297	285	307	324	338	325	350	369	385	365	393	415	433	404	434	459	479			
LO PR	105	112	122	130	111	118	129	137	115	123	134	143	121	129	141	150	127	135	148	157	131	140	153	163			
MBh	52.2	53.3	55.8	59.5	51.0	52.0	54.5	58.1	49.8	50.8	53.2	56.7	48.6	49.5	51.9	55.4	46.2	47.1	49.3	52.6	42.8	43.6	45.7	48.7			
S/T	0.89	0.86	0.78	0.63	0.92	0.89	0.81	0.65	0.95	0.92	0.83	0.67	0.98	0.94	0.85	0.69	1.00	0.98	0.88	0.72	1.00	0.99	0.89	0.72			
Delta T	26	26	25	21	27	26	25	22	27	26	25	22	27	27	25	22	26	26	26	25	24	24	24	23	20		
KW	3.60	3.67	3.79	3.91	3.88	3.96	4.09	4.22	4.12	4.21	4.35	4.50	4.34	4.44	4.59	4.74	4.53	4.63	4.78	4.95	4.69	4.79	4.95	5.12			
AMPS	7.4	7.8	8.2	8.8	8.6	8.9	9.4	10.0	9.8	10.2	10.8	11.4	10.9	11.4	12.0	12.6	12.1	12.5	13.1	13.9	13.1	13.6	14.3	15.1			
HI PR	217	233	246	257	243	262	276	288	277	298	314	328	315	339	358	373	354	381	403	420	392	421	445	464			
LO PR	102	108	118	126	108	115	125	133	112	119	130	138	118	125	137	145	123	131	143	152	127	136	148	158			
		KW=Total system power												IDB: Entering Indoor Dry Bulb Temperature			KW=total system power			IDB: Entering Indoor Dry Bulb Temperature			AMPS=Outdoor unit amps (Comp. +fan)				

Shaded area is ARI Rating Conditions

# PERFORMANCE DATA

**Model: SSZ140181A\* / CA\*F3131\*6A\*+TXV / MBR800\*\*-1**  
**Conditions: 80° IDB, 67° IWB @ 600 CFM**

Outdoor Temp. ° F.	Total Btuh	Sensible Btuh	Latent Btuh	Total Watts
75°	18,900	13,097	5,803	1,329
80°	18,675	13,106	5,569	1,370
85°	18,450	13,111	5,339	1,411
90°	18,225	13,159	5,066	1,447
<b>95°</b>	<b>18,000</b>	<b>13,203</b>	<b>4,797</b>	<b>1,483</b>
100°	17,550	13,117	4,433	1,514
105°	17,100	13,018	4,082	1,544
110°	16,470	12,591	3,879	1,571
115°	15,840	12,160	3,680	1,597
<b>TVA Conditions @ 95° OD DB, 75° ID DB, 63° ID WB</b>				
95°	16,680	13,071	3,609	1,426

**Model: SSZ140241A\* / CA\*F3636\*6A\*+TXV / MBR800\*\*-1**  
**Conditions: 80° IDB, 67° IWB @ 850 CFM**

Outdoor Temp. ° F.	Total Btuh	Sensible Btuh	Latent Btuh	Total Watts
75°	25,200	17,861	7,339	1,873
80°	24,900	17,873	7,027	1,930
85°	24,600	17,879	6,721	1,986
90°	24,300	17,946	6,354	2,036
<b>95°</b>	<b>24,000</b>	<b>18,005</b>	<b>5,995</b>	<b>2,086</b>
100°	23,400	17,888	5,512	2,128
105°	22,800	17,753	5,047	2,170
110°	21,960	17,171	4,789	2,207
115°	21,120	16,583	4,537	2,243
<b>TVA Conditions @ 95° OD DB, 75° ID DB, 63° ID WB</b>				
95°	22,239	17,825	4,414	2,006

**Model: SSZ140301A\* / CA\*F3642\*6A\*+TXV / MBR1600\*\*-1**  
**Conditions: 80° IDB, 67° IWB @ 1050 CFM**

Outdoor Temp. ° F.	Total Btuh	Sensible Btuh	Latent Btuh	Total Watts
75°	30,240	22,369	7,871	2,259
80°	29,880	22,383	7,497	2,326
85°	29,520	22,391	7,129	2,392
90°	29,160	22,475	6,685	2,451
<b>95°</b>	<b>28,800</b>	<b>22,549</b>	<b>6,251</b>	<b>2,510</b>
100°	28,080	22,402	5,678	2,560
105°	27,360	22,233	5,127	2,610
110°	26,352	21,504	4,848	2,653
115°	25,344	20,768	4,576	2,696
<b>TVA Conditions @ 95° OD DB, 75° ID DB, 63° ID WB</b>				
95°	26,687	22,324	4,364	2,417

**Model: SSZ140361A\* / CA\*F4860\*6A\*+TXV / MBR1600\*\*-1**  
**Conditions: 80° IDB, 67° IWB @ 1050 CFM**

Outdoor Temp. ° F.	Total Btuh	Sensible Btuh	Latent Btuh	Total Watts
75°	36,330	24,713	11,617	2,662
80°	35,898	24,729	11,169	2,742
85°	35,465	24,738	10,727	2,822
90°	35,033	24,830	10,203	2,892
<b>95°</b>	<b>34,600</b>	<b>24,912</b>	<b>9,688</b>	<b>2,963</b>
100°	33,735	24,749	8,986	3,023
105°	32,870	24,563	8,307	3,083
110°	31,659	23,757	7,902	3,135
115°	30,448	22,944	7,504	3,187
<b>TVA Conditions @ 95° OD DB, 75° ID DB, 63° ID WB</b>				
95°	32,062	24,663	7,399	2,851

**Model: SSZ140421A\* / CA\*F4860\*6A\*+TXV / MBR2000\*\*-1**  
**Conditions: 80° IDB, 67° IWB @ 1400 CFM**

Outdoor Temp. ° F.	Total Btuh	Sensible Btuh	Latent Btuh	Total Watts
75°	42,000	30,603	11,397	3,006
80°	41,500	30,623	10,877	3,095
85°	41,000	30,634	10,366	3,184
90°	40,500	30,748	9,752	3,263
<b>95°</b>	<b>40,000</b>	<b>30,850</b>	<b>9,150</b>	<b>3,342</b>
100°	39,000	30,649	8,351	3,408
105°	38,000	30,418	7,582	3,475
110°	36,600	29,420	7,180	3,533
115°	35,200	28,413	6,787	3,590
<b>TVA Conditions @ 95° OD DB, 75° ID DB, 63° ID WB</b>				
95°	37,066	30,542	6,524	3,217

**Model: SSZ140481A\* / CA\*F4860\*6A\*+TXV / MBR2000\*\*-1**  
**Conditions: 80° IDB, 67° IWB @ 1550 CFM**

Outdoor Temp. ° F.	Total Btuh	Sensible Btuh	Latent Btuh	Total Watts
75°	48,300	34,653	13,647	3,382
80°	47,725	34,675	13,050	3,483
85°	47,150	34,687	12,463	3,585
90°	46,575	34,817	11,758	3,674
<b>95°</b>	<b>46,000</b>	<b>34,932</b>	<b>11,068</b>	<b>3,764</b>
100°	44,850	34,704	10,146	3,840
105°	43,700	34,443	9,257	3,916
110°	42,090	33,313	8,777	3,981
115°	40,480	32,172	8,308	4,047
<b>TVA Conditions @ 95° OD DB, 75° ID DB, 63° ID WB</b>				
95°	42,625	34,583	8,043	3,621

**Model: SSZ140601A\* / CA\*F4860\*6A\*+TXV / MBE2000\*\*-1**  
**Conditions: 80° IDB, 67° IWB @ 1850 CFM**

Outdoor Temp. ° F.	Total Btuh	Sensible Btuh	Latent Btuh	Total Watts
75°	59,325	41,430	17,895	4,159
80°	58,619	41,457	17,161	4,294
85°	57,913	41,472	16,440	4,428
90°	57,206	41,626	15,580	4,547
<b>95°</b>	<b>56,500</b>	<b>41,764</b>	<b>14,736</b>	<b>4,666</b>
100°	55,088	41,492	13,596	4,767
105°	53,675	41,180	12,495	4,868
110°	51,698	39,829	11,869	4,955
115°	49,720	38,465	11,255	5,042
<b>TVA Conditions @ 95° OD DB, 75° ID DB, 63° ID WB</b>				
95°	52,355	41,347	11,008	4,477

# SPLIT SYSTEM HEATING PERFORMANCE

## EXPANDED PERFORMANCE DATA

MODEL: **SSZ140181A\* / CA\*F3131\*6A\* +TXV / MBR800\*\*-1**

HEATING OPERATION

	Outdoor Ambient Temperature																	
	65	60	55	50	47	45	40	35	30	25	20	17	15	10	5	0	-5	-10
MBh	22.6	21.4	20.2	18.8	18.0	17.4	16.2	14.9	12.8	11.8	10.9	10.3	9.9	8.9	7.9	6.9	5.9	4.8
Delta T	34.9	33.1	31.1	29.1	27.8	26.9	25.0	23.1	19.7	18.2	16.8	15.8	15.3	13.7	12.1	10.6	9.0	7.4
KW	1.56	1.53	1.50	1.47	1.45	1.44	1.41	1.38	1.39	1.36	1.32	1.31	1.29	1.26	1.23	1.20	1.17	1.14
AMPS	7.0	6.5	6.1	5.7	5.5	5.4	5.1	4.9	4.7	4.5	4.2	4.1	4.1	3.9	3.6	3.4	3.2	2.9
COP	4.23	4.09	3.93	3.75	3.62	3.54	3.36	3.16	2.70	2.55	2.40	2.30	2.24	2.06	1.87	1.67	1.47	1.23
EER	14.5	14.0	13.4	12.8	12.4	12.1	11.5	10.8	9.2	8.7	8.2	7.9	7.6	7.0	6.4	5.7	5.0	4.2
HI PR	385	369	355	339	331	325	312	300	287	274	263	257	252	243	234	224	216	208
LO PR	149	138	129	118	112	108	99	88	80	71	62	58	56	47	41	34	30	24

## EXPANDED PERFORMANCE DATA

MODEL: **SSZ140241A\* / CA\*F3636\*6A\*+TXV / MBR800\*\*-1**

HEATING OPERATION

	Outdoor Ambient Temperature																	
	65	60	55	50	47	45	40	35	30	25	20	17	15	10	5	0	-5	-10
MBh	30.2	28.6	26.9	25.1	24.0	23.3	21.6	19.9	17.9	16.6	15.2	14.4	13.9	12.4	11.0	9.6	8.2	6.7
Delta T	32.9	31.1	29.3	27.4	26.1	25.3	23.5	21.7	19.5	18.0	16.6	15.7	15.1	13.5	12.0	10.5	8.9	7.3
KW	2.08	2.04	2.00	1.96	1.94	1.92	1.89	1.85	1.87	1.82	1.78	1.76	1.74	1.70	1.66	1.62	1.58	1.54
AMPS	8.1	7.9	7.7	7.5	7.4	7.3	7.2	7.1	7.0	6.9	6.8	6.7	6.7	6.6	6.5	6.3	6.2	6.1
COP	4.24	4.09	3.93	3.74	3.62	3.54	3.35	3.16	2.81	2.65	2.50	2.39	2.33	2.14	1.94	1.73	1.52	1.28
EER	14.5	14.0	13.4	12.8	12.4	12.1	11.4	10.8	9.6	9.1	8.5	8.2	7.9	7.3	6.6	5.9	5.2	4.4
HI PR	373	358	344	329	321	315	303	290	278	266	255	249	245	235	226	217	209	202
LO PR	143	133	124	114	108	104	95	85	77	68	60	56	54	46	39	33	29	23

## EXPANDED PERFORMANCE DATA

MODEL: **SSZ140301A\* / CA\*F3642\*6A\*+TXV / MBR1600\*\*-1**

HEATING OPERATION

	Outdoor Ambient Temperature																	
	65	60	55	50	47	45	40	35	30	25	20	17	15	10	5	0	-5	-10
MBh	36.5	34.5	32.5	30.4	29.0	28.1	26.1	24.1	22.6	20.9	19.2	18.2	17.5	15.7	13.9	12.1	10.3	8.5
Delta T	32.1	30.4	28.6	26.8	25.6	24.8	23.0	21.2	19.9	18.4	17.0	16.0	15.4	13.8	12.3	10.7	9.1	7.5
KW	2.40	2.36	2.32	2.27	2.25	2.23	2.19	2.14	2.20	2.15	2.11	2.08	2.06	2.01	1.97	1.92	1.87	1.83
AMPS	11.8	10.6	9.6	8.7	8.2	8.0	7.2	6.6	6.1	5.6	5.1	4.9	4.8	4.3	3.6	3.1	2.5	1.8
COP	4.44	4.28	4.10	3.91	3.78	3.69	3.50	3.29	3.01	2.84	2.67	2.55	2.48	2.28	2.07	1.85	1.62	1.36
EER	15.2	14.6	14.0	13.4	12.9	12.6	11.9	11.2	10.3	9.7	9.1	8.7	8.5	7.8	7.1	6.3	5.5	4.6
HI PR	360	346	332	318	310	304	292	281	269	257	247	241	236	227	219	210	202	195
LO PR	137	127	119	110	104	100	92	82	74	66	58	54	52	44	38	32	28	22

## EXPANDED PERFORMANCE DATA

MODEL: **SSZ140361A\* / CA\*F4860C6A\*+TXV / MBR1600\*\*-1**

HEATING OPERATION

	Outdoor Ambient Temperature																	
	65	60	55	50	47	45	40	35	30	25	20	17	15	10	5	0	-5	-10
MBh	43.5	41.2	38.8	36.2	34.6	33.5	31.1	28.7	28.8	26.6	24.5	23.1	22.3	20.0	17.7	15.5	13.2	10.8
Delta T	38.4	36.3	34.2	31.9	30.5	29.6	27.5	25.3	25.4	23.5	21.6	20.4	19.6	17.6	15.6	13.6	11.6	9.5
KW	3.05	2.99	2.94	2.88	2.84	2.82	2.76	2.71	2.78	2.72	2.66	2.62	2.60	2.53	2.47	2.41	2.35	2.29
AMPS	13.8	12.8	12.0	11.3	10.9	10.7	10.1	9.6	9.2	8.9	8.4	8.3	8.2	7.8	7.3	6.9	6.4	5.8
COP	4.17	4.02	3.86	3.68	3.56	3.48	3.30	3.11	3.03	2.86	2.70	2.58	2.51	2.31	2.10	1.87	1.64	1.38
EER	14.3	13.8	13.2	12.6	12.2	11.9	11.3	10.6	10.4	9.8	9.2	8.8	8.6	7.9	7.2	6.4	5.6	4.7
HI PR	384	368	353	338	330	324	311	299	286	273	262	256	251	242	233	223	215	208
LO PR	144	134	125	115	109	105	96	86	77	69	61	56	54	46	40	33	29	23

High pressure is measured at the suction service valve ( the larger valve).  
 Low pressure is measured at the gauge port connection.  
 Calculations are based on nominal CFM and 70 °F indoor dry bulb.

AMPS = Outdoor unit amps (comp.+fan)  
 KW = Total system power

*\*Note: Shaded area is ARI Rating Conditions at 47° outdoor ambient temperature*

# SPLIT SYSTEM HEATING PERFORMANCE

## EXPANDED PERFORMANCE DATA

MODEL: SSZ140421A\* / CA\*F4860\*6A\*+TXV / MBR2000\*\*-1

HEATING OPERATION

	Outdoor Ambient Temperature																	
	65	60	55	50	47	45	40	35	30	25	20	17	15	10	5	0	-5	-10
MBh	51.5	48.8	45.9	42.9	41.0	39.7	36.9	34.0	34.3	31.6	29.1	27.5	26.5	23.8	21.1	18.4	15.7	12.8
Delta T	34.1	32.3	30.4	28.4	27.1	26.3	24.4	22.5	22.7	20.9	19.3	18.2	17.5	15.7	13.9	12.1	10.4	8.5
KW	3.40	3.33	3.27	3.21	3.17	3.14	3.08	3.02	3.07	3.00	2.94	2.90	2.87	2.81	2.74	2.68	2.61	2.54
AMPS	15.2	14.1	13.2	12.4	12.0	11.8	11.1	10.6	10.1	9.7	9.2	9.0	8.9	8.5	7.9	7.5	6.9	6.3
COP	4.44	4.28	4.11	3.92	3.79	3.70	3.50	3.30	3.26	3.08	2.90	2.78	2.70	2.48	2.25	2.01	1.76	1.48
EER	15.2	14.6	14.0	13.4	12.9	12.6	12.0	11.3	11.2	10.5	9.9	9.5	9.2	8.5	7.7	6.9	6.0	5.1
HI PR	370	354	341	326	318	312	300	288	276	263	253	247	242	233	224	215	207	200
LO PR	142	132	123	113	107	103	95	84	76	68	60	56	53	45	39	33	29	23

## EXPANDED PERFORMANCE DATA

MODEL: SSZ140481A\* / CA\*F4860\*6A\*+TXV / MBR2000\*\*-1

HEATING OPERATION

	Outdoor Ambient Temperature																	
	65	60	55	50	47	45	40	35	30	25	20	17	15	10	5	0	-5	-10
MBh	57.8	54.7	51.5	48.2	46.0	44.6	41.4	38.2	36.6	33.8	31.1	29.4	28.3	25.4	22.5	19.6	16.8	13.7
Delta T	34.5	32.7	30.8	28.8	27.5	26.6	24.7	22.8	21.9	20.2	18.6	17.6	16.9	15.2	13.4	11.7	10.0	8.2
KW	3.98	3.90	3.83	3.75	3.71	3.68	3.60	3.53	3.65	3.57	3.49	3.44	3.41	3.32	3.24	3.16	3.08	3.00
AMPS	19.4	17.6	16.1	14.8	14.1	13.7	12.7	11.7	11.0	10.3	9.5	9.2	9.0	8.3	7.4	6.6	5.7	4.6
COP	4.25	4.10	3.94	3.76	3.63	3.55	3.36	3.17	2.94	2.77	2.61	2.50	2.43	2.24	2.03	1.82	1.59	1.34
EER	14.5	14.0	13.5	12.8	12.4	12.1	11.5	10.8	10.0	9.5	8.9	8.5	8.3	7.6	6.9	6.2	5.4	4.6
HI PR	408	391	376	359	351	344	331	318	304	291	279	272	267	257	247	237	229	221
LO PR	136	126	118	109	103	99	91	81	73	65	57	53	51	43	37	32	28	22

## EXPANDED PERFORMANCE DATA

MODEL: SSZ140601A\* / CA\*F4860\*6A\*+TXV / MBE2000\*\*-1

HEATING OPERATION

	Outdoor Ambient Temperature																	
	65	60	55	50	47	45	40	35	30	25	20	17	15	10	5	0	-5	-10
MBh	71.6	67.8	63.8	59.7	57.0	55.2	51.3	47.3	47.9	44.2	40.7	38.4	37.0	33.2	29.4	25.7	21.9	17.9
Delta T	35.9	33.9	32.0	29.9	28.5	27.6	25.7	23.7	24.0	22.1	20.4	19.2	18.5	16.6	14.7	12.8	11.0	9.0
KW	4.83	4.74	4.64	4.54	4.48	4.44	4.35	4.25	4.42	4.32	4.21	4.15	4.11	4.00	3.90	3.80	3.69	3.59
AMPS	24.7	22.3	20.4	18.8	17.9	17.4	16.0	14.8	13.9	12.9	12.0	11.5	11.3	10.4	9.2	8.2	7.1	5.7
COP	4.34	4.19	4.03	3.85	3.72	3.64	3.45	3.26	3.17	2.99	2.83	2.71	2.63	2.43	2.21	1.98	1.74	1.46
EER	14.8	14.3	13.8	13.1	12.7	12.4	11.8	11.1	10.8	10.2	9.7	9.3	9.0	8.3	7.5	6.8	5.9	5.0
HI PR	404	387	372	356	347	341	327	314	301	288	276	269	265	255	245	235	226	218
LO PR	136	126	119	109	103	99	91	81	73	65	57	53	51	43	37	32	28	22

High pressure is measured at the suction service valve ( the larger valve).  
 Low pressure is measured at the gauge port connection.  
 Calculations are based on nominal CFM and 70 °F indoor dry bulb.

AMPS = Outdoor unit amps (comp.+fan)  
 KW = Total system power

\*Note: Shaded area is ARI Rating Conditions at 47° outdoor ambient temperature

# HEATING SPECIFICATIONS

**Model: SSZ140181A\* / CA\*F3131\*6A\*+TXV / MBR800\*\*-1**  
**Conditions: 600 CFM Indoor Air @ 70°F DB**

Outdoor Ambient °F.	Basic Unit without Auxiliary Heat		Capacity of Unit* With KW of Auxiliary heat			
	capacity btuh	c.o.p.	4.8	9.6	14.4	19.2
65	22.63	4.23	39.01	55.39	71.77	88.16
60	21.42	4.09	37.80	54.18	70.57	86.95
55	20.16	3.93	36.54	52.92	69.31	85.69
50	18.85	3.75	35.23	51.61	67.99	84.38
45	17.44	3.54	33.82	50.21	66.59	82.97
40	16.20	3.36	32.58	48.96	65.35	81.73
35	14.94	3.16	31.32	47.70	64.09	80.47
30	12.80	2.70	29.18	45.56	61.94	78.33
25	11.81	2.55	28.19	44.57	60.96	77.34
20	10.88	2.40	27.26	43.64	60.02	76.41
15	9.89	2.24	26.27	42.65	59.04	75.42
10	8.87	2.06	25.26	41.64	58.02	74.40
5	7.87	1.87	24.25	40.63	57.01	73.40
0	6.86	1.67	23.24	39.62	56.01	72.39
-5	5.85	1.47	22.24	38.62	55.00	71.38
-10	4.80	1.23	21.18	37.56	53.94	70.33

**Model: SSZ140241A\* / CA\*F3636\*6A\*+TXV / MBR800\*\*-1**  
**Conditions: 850 CFM Indoor Air @ 70°F DB**

Outdoor Ambient °F.	Basic Unit without Auxiliary Heat		Capacity of Unit* With KW of Auxiliary heat			
	capacity btuh	c.o.p.	4.8	9.6	14.4	19.2
65	30.17	4.24	46.55	62.93	79.32	95.70
60	28.56	4.09	44.94	61.32	77.71	94.09
55	26.88	3.93	43.26	59.64	76.03	92.41
50	25.13	3.74	41.51	57.89	74.28	90.66
45	23.26	3.54	39.64	56.02	72.40	88.79
40	21.60	3.35	37.98	54.36	70.75	87.13
35	19.92	3.16	36.30	52.68	69.07	85.45
30	17.93	2.81	34.31	50.70	67.08	83.46
25	16.55	2.65	32.93	49.32	65.70	82.08
20	15.24	2.50	31.62	48.01	64.39	80.77
15	13.86	2.33	30.24	46.62	63.01	79.39
10	12.43	2.14	28.82	45.20	61.58	77.96
5	11.02	1.94	27.41	43.79	60.17	76.55
0	9.61	1.73	26.00	42.38	58.76	75.14
-5	8.20	1.52	24.59	40.97	57.35	73.73
-10	6.72	1.28	23.10	39.49	55.87	72.25

**Model: SSZ140301A\* / CA\*F3642\*6A\*+TXV / MBR1600\*\*-1**  
**Conditions: 1050 CFM Indoor Air @ 70°F DB**

Outdoor Ambient °F.	Basic Unit without Auxiliary Heat		Capacity of Unit* With KW of Auxiliary heat			
	capacity btuh	c.o.p.	4.8	9.6	14.4	19.2
65	36.45	4.44	52.84	69.22	85.60	101.98
60	34.51	4.28	50.89	67.27	83.66	100.04
55	32.48	4.10	48.86	65.24	81.63	98.01
50	30.36	3.91	46.75	63.13	79.51	95.89
45	28.10	3.69	44.48	60.87	77.25	93.63
40	26.10	3.50	42.48	58.86	75.25	91.63
35	24.07	3.29	40.45	56.83	73.22	89.60
30	22.62	3.01	39.00	55.39	71.77	88.15
25	20.88	2.84	37.26	53.64	70.03	86.41
20	19.23	2.67	35.61	51.99	68.37	84.76
15	17.48	2.48	33.87	50.25	66.63	83.01
10	15.69	2.28	32.07	48.45	64.83	81.22
5	13.91	2.07	30.29	46.67	63.05	79.44
0	12.13	1.85	28.51	44.89	61.27	77.66
-5	10.35	1.62	26.73	43.11	59.50	75.88
-10	8.48	1.36	24.86	41.24	57.63	74.01

**Model: SSZ140361A\* / CA\*F4860\*6A\*+TXV / MBR1600\*\*-1**  
**Conditions: 1050 CFM Indoor Air @ 70°F DB**

Outdoor Ambient °F.	Basic Unit without Auxiliary Heat		Capacity of Unit* With KW of Auxiliary heat			
	capacity btuh	c.o.p.	4.8	9.6	14.4	19.2
65	43.49	4.17	59.87	76.26	92.64	109.02
60	41.17	4.02	57.56	73.94	90.32	106.70
55	38.75	3.86	55.13	71.52	87.90	104.28
50	36.23	3.68	52.61	68.99	85.37	101.76
45	33.53	3.48	49.91	66.29	82.67	99.06
40	31.14	3.30	47.52	63.90	80.29	96.67
35	28.72	3.11	45.10	61.48	77.87	94.25
30	28.82	3.03	45.20	61.58	77.97	94.35
25	26.60	2.86	42.98	59.36	75.75	92.13
20	24.49	2.70	40.88	57.26	73.64	90.02
15	22.27	2.51	38.66	55.04	71.42	87.80
10	19.98	2.31	36.37	52.75	69.13	85.51
5	17.72	2.10	34.10	50.48	66.86	83.25
0	15.45	1.87	31.83	48.22	64.60	80.98
-5	13.18	1.64	29.57	45.95	62.33	78.71
-10	10.80	1.38	27.18	43.57	59.95	76.33

\*To obtain BTU capacity of unit with KW of auxiliary heat, multiply by 1000 (Example: 39.01 x 1000 = 39,010 BTU)

# HEATING SPECIFICATIONS

**Model: SSZ140421A\* / CA\*F4860\*6A\*+TXV / MBR2000\*\*-1**  
**Conditions: 1400 CFM Indoor Air @ 70°F DB**

Outdoor Ambient °F.	Basic Unit without Auxiliary Heat		Capacity of Unit* With KW of Auxiliary heat			
	capacity btuh	c.o.p.	4.8	9.6	14.4	19.2
65	51.54	4.44	67.92	84.30	100.68	117.07
60	48.79	4.28	65.17	81.55	97.94	114.32
55	45.92	4.11	62.30	78.68	95.07	111.45
50	42.93	3.92	59.31	75.69	92.07	108.46
45	39.73	3.70	56.11	72.49	88.88	105.26
40	36.90	3.50	53.28	69.66	86.05	102.43
35	34.03	3.30	50.41	66.79	83.18	99.56
30	34.27	3.26	50.65	67.03	83.41	99.79
25	31.63	3.08	48.01	64.39	80.77	97.15
20	29.12	2.90	45.50	61.89	78.27	94.65
15	26.48	2.70	42.86	59.25	75.63	92.01
10	23.76	2.48	40.14	56.52	72.91	89.29
5	21.07	2.25	37.45	53.83	70.21	86.59
0	18.37	2.01	34.75	51.13	67.52	83.90
-5	15.68	1.76	32.06	48.44	64.82	81.20
-10	12.84	1.48	29.22	45.61	61.99	78.37

**Model: SSZ140481A\* / CA\*F4860\*6A\*+TXV / MBR2000\*\*-1**  
**Conditions: 1550 CFM Indoor Air @ 70°F DB**

Outdoor Ambient °F.	Basic Unit without Auxiliary Heat		Capacity of Unit* With KW of Auxiliary heat			
	capacity btuh	c.o.p.	4.8	9.6	14.4	19.2
65	57.82	4.25	74.20	90.59	106.97	123.35
60	54.74	4.10	71.12	87.50	103.89	120.27
55	51.52	3.94	67.90	84.28	100.67	117.05
50	48.16	3.76	64.54	80.93	97.31	113.69
45	44.57	3.55	60.96	77.34	93.72	110.10
40	41.40	3.36	57.78	74.16	90.55	106.93
35	38.18	3.17	54.56	70.94	87.33	103.71
30	36.62	2.94	53.00	69.38	85.76	102.15
25	33.80	2.77	50.18	66.56	82.94	99.32
20	31.12	2.61	47.50	63.89	80.27	96.65
15	28.30	2.43	44.68	61.06	77.45	93.83
10	25.39	2.24	41.77	58.16	74.54	90.92
5	22.51	2.03	38.89	55.28	71.66	88.04
0	19.63	1.82	36.01	52.40	68.78	85.16
-5	16.75	1.59	33.13	49.52	65.90	82.28
-10	13.72	1.34	30.11	46.49	62.87	79.25

**Model: SSZ140601A\* / CA\*F4860\*6A\*+TXV / MBE2000\*\*-1**  
**Conditions: 1850 CFM Indoor Air @ 70°F DB**

Outdoor Ambient °F.	Basic Unit without Auxiliary Heat		Capacity of Unit* With KW of Auxiliary heat			
	capacity btuh	c.o.p.	4.8	9.6	14.4	19.2
65	71.65	4.34	88.03	104.41	120.80	137.18
60	67.83	4.19	84.21	100.59	116.98	133.36
55	63.84	4.03	80.22	96.60	112.99	129.37
50	59.68	3.85	76.06	92.44	108.83	125.21
45	55.23	3.64	71.62	88.00	104.38	120.76
40	51.30	3.45	67.68	84.06	100.45	116.83
35	47.31	3.26	63.69	80.07	96.46	112.84
30	47.86	3.17	64.24	80.63	97.01	113.39
25	44.17	2.99	60.56	76.94	93.32	109.70
20	40.68	2.83	57.06	73.44	89.83	106.21
15	36.99	2.63	53.37	69.76	86.14	102.52
10	33.19	2.43	49.57	65.95	82.34	98.72
5	29.42	2.21	45.81	62.19	78.57	94.95
0	25.66	1.98	42.04	58.42	74.81	91.19
-5	21.90	1.74	38.28	54.66	71.04	87.43
-10	17.94	1.46	34.32	50.70	67.09	83.47

\*To obtain BTU capacity of unit with KW of auxiliary heat, multiply by 1000 (Example: 39.01 x 1000 = 39,010 BTU)



# PERFORMANCE DATA

## PERFORMANCE TEST

All data based upon listed indoor dry bulb temperature. .00 inches external static pressure on coil of outdoor section. Indoor air cubic feet per minute (CFM) as listed in the Performance Data Sheets:

If conditions vary from this, results will change as follows:

1. As indoor dry bulb temperatures increase, a slight increase will occur in indoor air temperature drop (Delta T). Low and high side pressures and power will not change.
2. As indoor CFM decreases, a slight increase will occur in indoor temperature drop (Delta T). A slight decrease will occur in low and high side pressures and power.

A properly operating unit should be within plus or minus **2 degrees** of the subcooling value shown in the Heat Pump Specifications.

A properly operating unit should be within plus or minus **3 degrees** of the typical (Delta T) value shown.

A properly operating unit should be within plus or minus **7 PSIG** of the **HI PR** shown.

A properly operating unit should be within plus or minus **3 PSIG** of the **LO PR** shown.

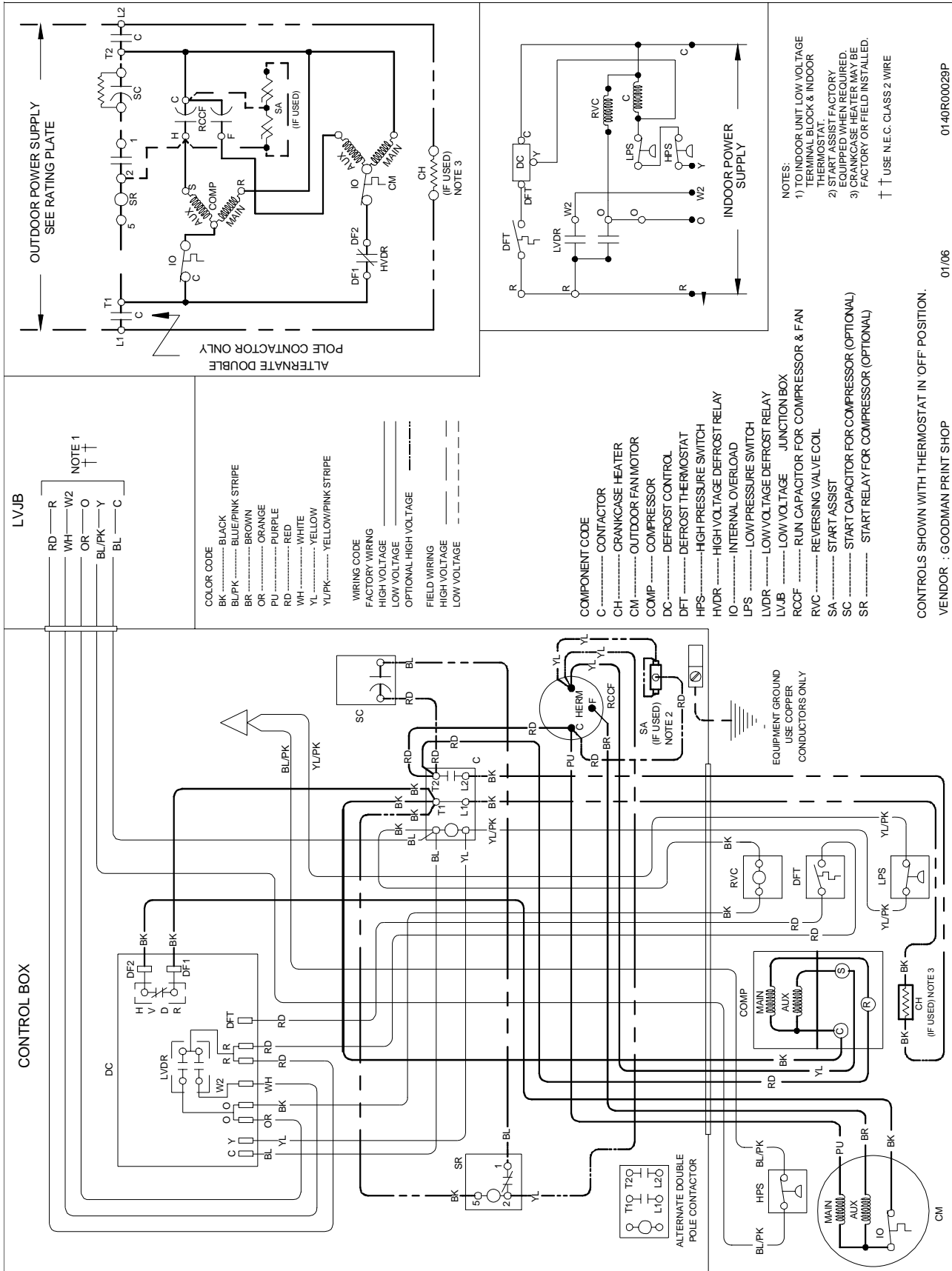
A properly operating unit should be within plus or minus **3 Amps** of the typical value shown.

*NOTE: Pressures are measured at the liquid and suction service valve ports.*

# WIRING DIAGRAMS

# SSZ140[18-60]1A\*

WARNING
TO AVOID POSSIBLE ELECTRICAL SHOCK, PERSONAL INJURY, OR DEATH, DISCONNECT THE POWER BEFORE SERVICING.



Wiring is subject to change, always refer to the wiring diagram on the unit for the most up-to-date wiring.