

Fisher-Price®

www.fisher-price.com

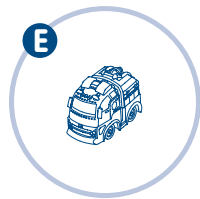
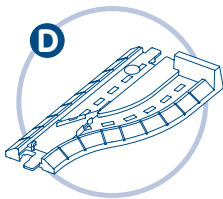
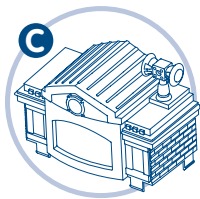
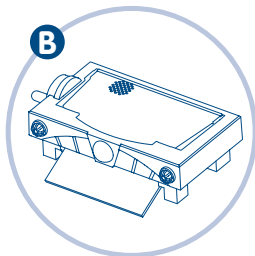
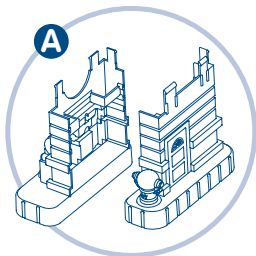
J8991



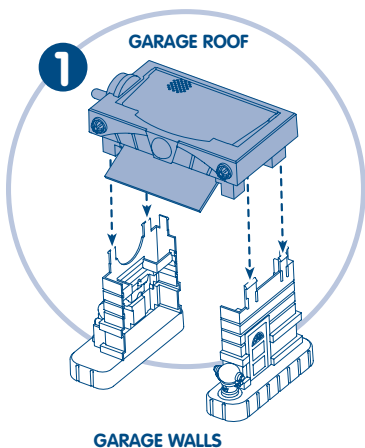
GeoTrax
Rail & Road System

Parts

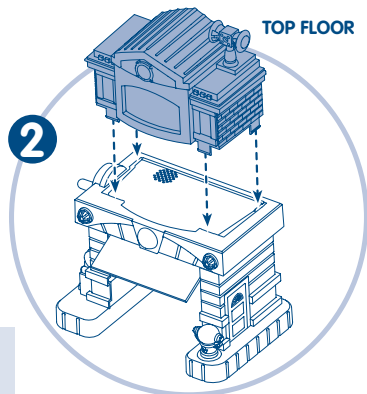
- A. 2 Garage Walls
- B. Garage Roof
- C. Top Floor
- D. Double Track
- E. Fire Truck



Assembly



"Snap" the garage roof to the garage walls.



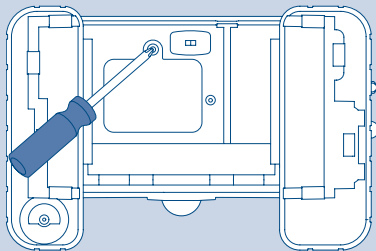
"Snap" the top floor onto the garage roof.

Battery Installation

- Locate the battery compartment on the underside of the garage roof.
- Loosen the screw in the battery compartment door with a Phillips screwdriver. Remove the battery compartment door.
- Insert three "AAA" (LR03) alkaline batteries.

We recommend the use of alkaline batteries for longer battery life.

- Replace the battery compartment door and tighten the screw with a Phillips screwdriver. Do not over-tighten.
- When sounds or lights become faint or stop, it's time for an adult to change the batteries.

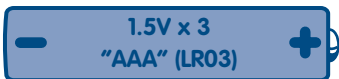


BOTTOM VIEW



- Protect the environment by not disposing of this product with household waste (2002/96/EC). Check your local authority for recycling advice and facilities (Europe only).

Battery Safety Information



In exceptional circumstances, batteries may leak fluids that can cause a chemical burn injury or ruin your toy. To avoid battery leakage:

- Do not mix old and new batteries or batteries of different types: alkaline, standard (carbon-zinc) or rechargeable (nickel-cadmium).
- Insert batteries as indicated inside the battery compartment.
- Remove batteries during long periods of non-use. Always remove exhausted batteries from the toy. Dispose of batteries safely. Do not dispose of the product in a fire. The batteries inside may explode or leak.
- Never short-circuit the battery terminals.
- Use only batteries of the same or equivalent type, as recommended.
- Do not charge non-rechargeable batteries.
- Remove rechargeable batteries from the toy before charging.
- If removable, rechargeable batteries are used, they are only to be charged under adult supervision.

FCC Statement

United States Only

This equipment has been tested and found to comply with the limits for a Class B digital device, pursuant to Part 15 of the FCC Rules. These limits are designed to provide reasonable protection against harmful interference in a residential installation. This equipment generates, uses and can radiate radio frequency energy and, if not installed and used in accordance with the instructions, may cause harmful interference to radio communications. However, there is no guarantee that interference will not occur in a particular installation. If this equipment does cause harmful interference to radio or television reception, which can be determined by turning the equipment off and on, the user is encouraged to try to correct the interference by one or more of the following measures:


- Reorient or relocate the receiving antenna.
- Increase the separation between the equipment and receiver.
- Consult the dealer or an experienced radio/TV technician for help.

Note: Changes or modifications not expressly approved by the manufacturer responsible for compliance could void the user's authority to operate the equipment.

Rescue Lights and Siren Sounds!




- Locate the power switch on the underside of the garage roof.
- Slide the switch on.



- Turn the crank for lights and sounds. The garage door opens. Turn the crank in the other direction to close the door.
- When you are finished playing with this toy, slide the power switch off .

The more you collect, the more fun it gets!



Playsets and accessories sold separately and subject to availability.

Visit www.fisher-price.com to see the entire world of GeoTrax® accessories!

Please keep this instruction sheet for future reference,
as it contains important information.

Requires three "AAA" (LR03) **alkaline** batteries (not included).

Adult assembly is required.

Tool required for battery installation: Phillips screwdriver (not included).

Visit us on line at www.service.fisher-price.com.

Call our Consumer Relations Department, toll-free at 1-800-432-5437,
9 AM - 7 PM EST Monday through Friday and 11 AM - 7 PM EST Saturday.

Hearing-impaired consumers using TTY/TD equipment,
please call 1-800-382-7470.

Write to us at:

Fisher-Price® Consumer Relations
636 Girard Avenue, East Aurora, New York 14052

For countries outside the United States:

CANADA: Questions? 1-800-432-5437. Mattel Canada Inc., 6155 Freemont Blvd., Mississauga, Ontario L5R 3W2;
www.service.mattel.com.

GREAT BRITAIN: [Mattel UK Ltd, Vanwall Business Park, Maidenhead SL6 4UB.](http://www.service.mattel.com/uk)
Helpline: 01628 500303; www.service.mattel.com/uk.

AUSTRALIA: Mattel Australia Pty. Ltd., 658 Church Street, Locked Bag #870, Richmond, Victoria 3121 Australia.
Consumer Advisory Service 1300 135 312.

NEW ZEALAND: 16-18 William Pickering Drive, Albany 1331, Auckland.

ASIA: Mattel East Asia Ltd, Room 1106, South Tower, World Finance Centre, Harbour City, Tsimshatsui, HK, China.

Fisher-Price, Inc., a subsidiary of Mattel, Inc., East Aurora, NY 14052 U.S.A.

©2006 Mattel, Inc. All Right Reserved. ® and ™ designate U.S. trademarks of Mattel, Inc.