



# NEW HOLLAND T8

T8.300 | T8.330 | T8.360 | T8.390



# THE FIRST AGRICULTURAL CROSSOVER

## STYLISH AND STABLE, POWERFUL AND ABLE. TYPICALLY NEW HOLLAND

New Holland DNA runs through every aspect of the T8 tractor series.

A long wheelbase for stability. A quiet, spacious cab. World class ergonomics. Modern FPT Industrial power for optimum performance and economy. Heavy duty axles for dual wheels front and rear.

High capacity hydraulics. Brilliant all-round visibility. Great manoeuvrability. Stylish looks.



## MORE POWER AND PRODUCTIVITY

T8 tractors are the most powerful rigid tractor series available with a full powershift transmission. The entire range boasts New Holland's cutting-edge ECOBlue™ SCR technology for Tier 4A compliance. This means that the Cursor 9 engine enjoys exceptional breathability for a significant performance advantage. All models benefit from Engine Power Management which offers more power for demanding PTO, hydraulic and transport applications, with up to 49hp(CV) extra on the T8.390.



## ABSOLUTE DRIVING PLEASURE

New Holland's SideWinder™ II armrest makes the T8 range intuitive to operate for reduced fatigue.

All key functions are immediately recognizable and are perfectly placed for fingertip control.

The 68dB(A) whisper-quiet cab is the most spacious in its segment and offers uninterrupted 360° visibility. Comfort Ride™ cab suspension ensures the smoothest ride even on the roughest terrain.

## EXACTLY WHAT IT SAYS ON THE ENGINE HOOD

T8 tractors offer improved performance thanks to the Tier 4A ECOBlue™ SCR advantage, and these productivity enhancing characteristics are immediately obvious to all users. How? Quite simply, it is on the hood. The first two digits 'T8' refer to the tractor's category and the following three, for example '390', refer to the maximum engine power the T8 can deliver when its Engine Power Management is active.





### MAXIMUM VERSATILITY

T8 tractors were not designed solely for primary arable work. The long wheel base and exceptional maneuverability ensure the T8 can not just excel at heavy draft applications, they are also perfect for secondary cultivation, drilling and haulage tasks. The integrated front linkage and PTO means that a full range of front mounted implements can be fitted and powered.



### LOWER OPERATING COST

Operating costs for the new, Tier 4A compliant T8 tractors have been reduced by 17%, thanks to cutting-edge ECOBlue™ SCR technology, when compared to existing Tier 3 models. This is due to improved fuel efficiency and long service intervals. Even when the cost of AdBlue® is taken into account.

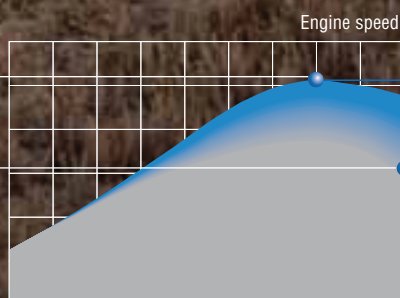


Max power with EPM [hp(CV)]

T8.300	298
T8.330	327
T8.360	357
T8.390	389

Rated power [hp(CV)]

T8.300	257
T8.330	284
T8.360	311
T8.390	340



EPM [hp(CV)]

T8.300	41
T8.330	43
T8.360	46
T8.390	49

■ EPM according to the load on transmission, PTO and hydraulics.



## AT 68dB(A) THE QUIETEST AND MOST SPACIOUS CAB IN ITS CLASS

### DESIGNED FOR COMFORT AND PRODUCTIVITY

Settle into the luxury seat of a T8 tractor. Fire up the engine. Get into the field. Take in the excellent view. Let your hand effortlessly explore the SideWinder™ II controls. Savour the smooth, quiet power. Enjoy how the seat, cab and axle suspension cushion the ride. See how easy it is to use IntelliView™ III touchscreen. It doesn't take long to get used to excellence.



### REDUCING SHOCK LOADS AND FATIGUE

Day in, day out, the standard Comfort Ride™ cab suspension reduces shock loads reaching the operator by up to 25%. The result? Less fatigue over long working days.



### NEW HOLLAND VISIBILITY

New Holland T8 tractors have a five-pillar cab design with fully glazed doors. This is perfectly matched with a slim engine hood, curvaceous fenders and a compact overall design. This all combines to ensure the operator has brilliant 360° visibility.

### THE FINER POINTS

From the low level door release to the in cab storage and power locations, the T8 cab ticks all the boxes. Right hand wash wipe, electrically adjustable heated mirrors and implement box mounting bars are all standard.

### CUSTOMISE YOUR WORKING ENVIRONMENT

Set your preferred in-cab working temperature and the optional automatic climate control system will maintain this setting, adjusting to suit ambient conditions. Pull down the cab blinds to stay cool.



### AUTO COMFORT™ SEAT

Operator comfort is a key New Holland priority. The advanced Auto Comfort™ seat automatically adjusts to the weight of the operator. Offering precision controlled damping, the seat automatically reacts to shock loads before they reach the operator.



### FROM DUSK TO DAWN

Cab roof, engine hood and fender worklights are easily controlled from a dedicated switch panel. A 360 degree lighting package supplies 4 HID lights and 10 halogen lights. Delayed lighting ensures that you can leave the tractor in safety before the lights are turned off.

## SIDEWINDER II. DESIGNED BY FARMERS, FOR FARMERS

As modern tractors offer increasingly sophisticated features there is a risk that they become more difficult to understand and operate. At New Holland we listened to customers and developed the SideWinder™ II armrest to make everything simpler. All key controls are accessed from the armrest. Throttle, transmission and hydraulics. Everything you need to control is quickly and easily accessible. More advanced features can be quickly accessed. It does not take long to master a T8 tractor.

### INTELLIVIEW™ III TOUCHSCREEN.

All the information you need at a glance. Fingertip adjustment of all key settings and compatible with the New Holland IntelliSteer™ guidance system.

- Headland turn sequencing, HTS. Press to record, store and activate automated headland turn.

- Finger tip control for up to two remote valves.

- Rear linkage raise lower.

- Optional IntelliSteer™ autoguidance, automated steering engagement.

- Forward reverse shuttle switch.

- Change transmission ratio up and down.

- Ground Speed Management, GSM. Transmission and engine work together to optimise performance.



## EASY ACCESS TO ADVANCED FEATURES

Push the symbol. Activate the feature. The Integrated Control Panel, ICP, makes it simple to access advanced operating features. No need to scroll through menus to set up Terralock traction management, HTS headland turn sequencing, Auto PTO or ESM Engine Speed Management.



As awarded by The Chicago Athenaeum: Museum of Architecture and Design.



• Select paddle or joystick control for remote valves.

• Throttle up to your desired engine speed, select Engine Speed Management, and the speed is fixed.

- Press the Headland Turn Sequencing button to record and replay the functions you use most frequently.
- Engage Terralock and it will automatically manage four-wheel drive and differential lock selection.
- Auto PTO will disengage and reengage the PTO during a headland turn.
- Three point hitch levelling and top link extension at the touch of a button.

• Multifunction joystick. The joystick can be used to control remote valves or the front linkage.

• Electronic remotes. Easy to reach paddles provide fingertip hydraulic operation. Flow and timing can be simply adjusted through the IntelliView™ III touch screen.

• EDC mouse. Precise control of the independent Position and Draft systems.

• Full access to further advanced controls under the padded armrest.

• Electronic SideWinder™ II adjustment. Move the armrest to the position that suits you.



# NEW HOLLAND GUIDANCE SYSTEMS TO MATCH YOUR FARMING NEEDS

## ALL WIRED UP READY FOR YOUR CHOSEN GUIDANCE SYSTEM

Series T8 tractors can be specified with a fully integrated New Holland designed and developed IntelliSteer™ Automatic Steering System. Matching DGPS or RTK Technology to fully integrated control, IntelliSteer helps ensure parallel pass to pass accuracy of up to 1-2cm\*. IntelliSteer is ideal for precision work in even the most demanding situations. It is designed to dramatically improve operator performance and comfort. All this and more at the touch of a button.

\* Using RTK correction signal.

## FULLY INTEGRATED INTELLISTEER™ GUIDANCE

Guidance system choice will relate to the intended applications and the need to integrate with existing systems. With T8 series tractors, all IntelliSteer options operate via factory installed systems that facilitate installation and upgrades. This enables the selected package to be modified and upgraded simply and more economically.



### INTELLIVIEW - VISIBLE INTELLIGENCE

The standard IntelliView™ III monitor can be used to set up the optional New Holland auto guidance systems, and includes a visual interface that can be employed when operating the IntelliSteer™ system. The IntelliView™ III monitor has a touchscreen display which allows the programming of a variety of guidance paths, from straight A-B runs to the most complex adaptive curves. You can also personalize your settings simply and easily and even transfer information from your tractor, direct to your Precision Farming software.



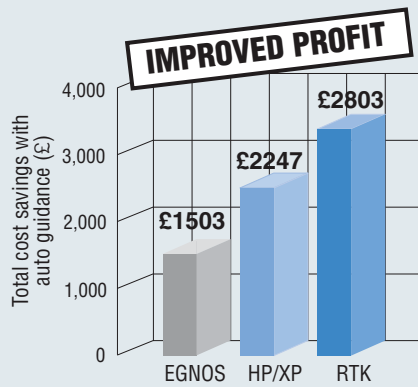
### INTEGRATED CONTROL SYSTEMS

The New Holland IntelliSteer™ System uses built in T3 terrain compensated correction signals (roll, pitch, yaw) to keep the Navigation Controller II informed of the tractor's orientation. Also integrated into the hydraulic system is a control valve which converts the signals from the Navigation Controller II into hydraulic movements of the steering system.



## GOOD GUIDANCE SAVES MONEY

IntelliSteer helps improve overall operating efficiency. In poor light or during long working days, precision driving is not compromised. Improved efficiency saves money. It is as simple as that.



## LEVELS OF ACCURACY AND REPEATABILITY

New Holland offer four levels of accuracy. This enables you to select the right IntelliSteer™ system to match your needs and budget. When using RTK correction with IntelliSteer™ you can enjoy guaranteed year on year repeatability.



## RTK BASE STATION

An RTK base station can be used to broadcast a correction signal to achieve a pass to pass accuracy of  $\pm 2.5$ cm.



## INTELLISTEER. ON AND OFF SIMPLICITY

The CommandGrip™ handle incorporates a single button that is used to activate the IntelliSteer system. New Holland makes advanced technology accessible.



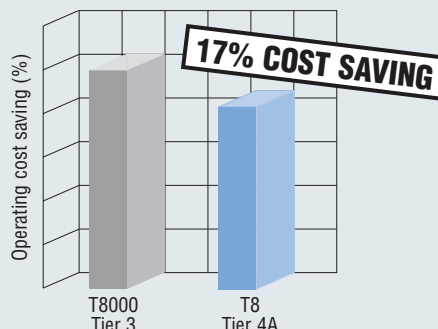
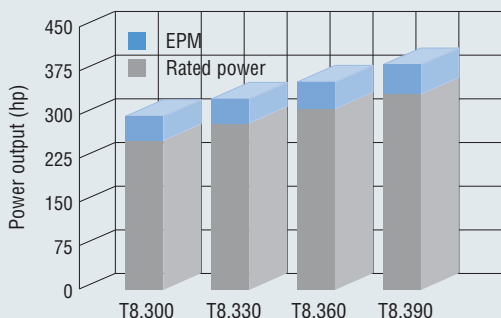
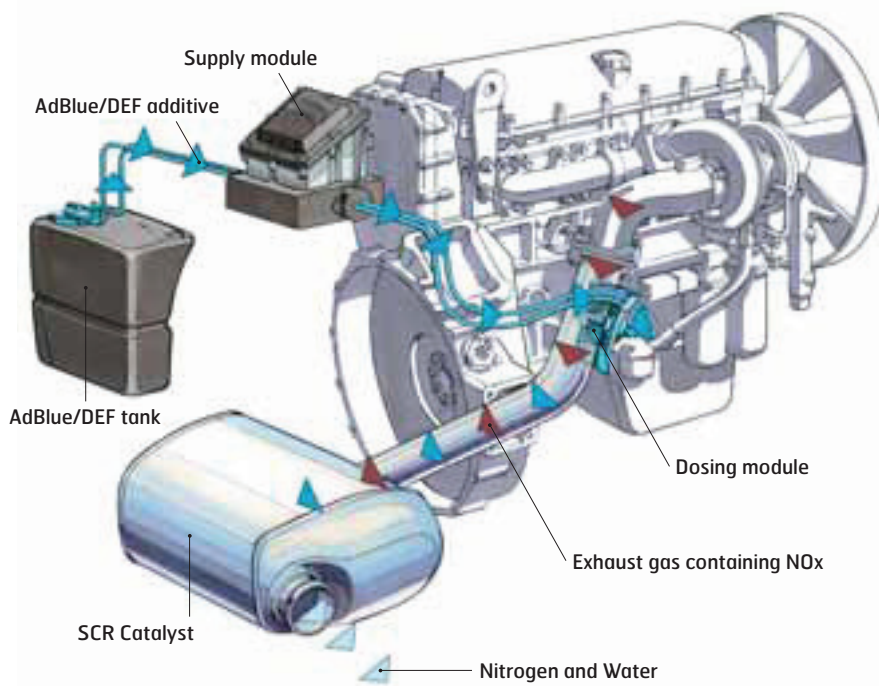
## NH 262 RECEIVER

The NH 262 receiver is capable of working with EGNOS, OmniSTAR or RTK correction. For RTK applications a slim profile radio mounts underneath the receiver.

# ULTIMATE ENGINE BREATHABILITY



T8 tractors are powered by the same family of advanced Tier 4A compliant Cursor engine used in New Holland CX combines. We are committed to making agriculture more efficient whilst respecting the environment. The proven ECOBlue™ SCR technology uses AdBlue® to transform the harmful nitrogen oxides contained in the exhaust gas into harmless water and nitrogen. This after-treatment system is separate from the main engine which means only clean, fresh air is fed into the engine. What does this mean? Clean running power units that offer improved performance and enhanced fuel efficiency.



## ECOBUE™ SCR: YOUR POWER GUARANTEE

ECOBUE™ SCR guarantees exceptional performance and high productivity, independent of fuel quality, sulphur levels and without the need for costly diesel additives.

The T8.300 is rated at 257hp(CV) but will deliver up to 298hp(CV). The 311hp(CV) T8.360 and 340hp(CV) T8.390 develops up to 357 and 389hp(CV) respectively. More power from less fuel with clean emissions.

## CLEAN RUNNING THAT SAVES MONEY

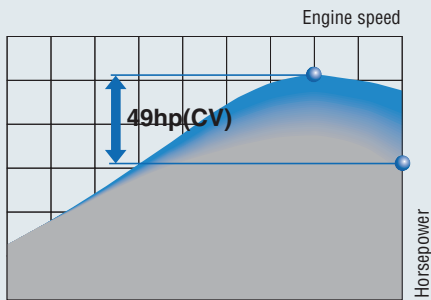
T8 tractors fitted with Tier 4A compliant engines offer a 17% reduced overall operating cost thanks to improved fuel efficiency, 100% longer service intervals, now up to 600 hours, and reduced servicing costs. All this contributes to longer engine life. Where does AdBlue® fit into the equation? Well, it's already been accounted for. AdBlue® should not be looked at as an extra cost, it's your route to a lower fuel bill. Whatever you spend on AdBlue® is paid for several times over by the reduction in fuel consumption and the increase in output! Improved environmental profile and reduced operating costs: it's a win-win situation.






## ENGINE SPEED MANAGEMENT

In applications where a constant PTO speed is required, the operator can select Engine Speed Management. This will ensure this selected speed is accurately maintained under changing loads. This means that a fixed forward speed will be maintained even on challenging terrain.



■ EPM according to the load on transmission, PTO and hydraulics.



## ENGINE POWER MANAGEMENT

Engine Power Management is a renowned New Holland tractor feature. In short, the engine develops more power and torque according to the load on the transmission, hydraulics and PTO. On a T8.390 tractor, EPM will deliver up to 49hp(CV) extra but only when it is needed to maintain performance.

## POWERED BY FPT INDUSTRIAL

New Holland are not going it alone when it comes to Tier 4A technology, they can draw on the experience of their engine development partner: FPT Industrial.

**Pioneers:** Fiat invented Common Rail technology in the 1980s and brought it to the masses in 1997 on the Alfa Romeo 156. They were the very first to introduce it on agricultural machines. Pioneering. Always.

**Cleaner:** Fiat S.p.A. have the lowest overall CO<sub>2</sub> emissions of any automotive manufacturer in Europe. Cleaner. Everywhere.

**Proven:** FPT Industrial have already produced over 150,000 SCR engines during the last five years for the haulage industry. Reliability. Confirmed.

After all, only those who invented it can reinvent it.

## PROVEN DESIGN, MODERN CONTROL


### A FULL POWERSHIFT UP TO 390HP(CV)

Ultra Command™ full powershift transmissions match proven mechanical efficiency to New Holland ease of control. The result? A transmission that is really easy to set up and operate with a speed to perfectly match every application. The CommandGrip™ handle provides finger tip access to automated features, that including Ground Speed Management. Choose between 19x4 (40kph ECO or 50kph) direct drive or a 23x6 with creeper options. Ease of use comes as standard.



### GSM. INTELLIGENT AUTOMATION

New Holland Ground Speed Management, GSM, is more than just an automated transmission shift system. With CVT-like functionality, it uses a combination of data relating to engine load, forward speed and operator setting, to manage both engine and transmission speeds to optimise performance and economy. Simple to set up and extremely efficient, GSM is well proven and dependable.



### FIXED FORWARD SPEED? GSM TAKES CARE OF IT

When load conditions change in the field, GSM will automatically maintain a fixed forward speed. The operator first sets the desired working speed and then selects the GSM function. The automated system will then match engine and transmission speeds to maintain this fixed forward speed, to deliver the perfect balance between maintaining productivity without compromising economy.


### FULL COMMAND IN TRANSPORT

During road transport, GSM will automatically shift the transmission according to load and throttle settings. The foot pedal will act as a drive pedal, simply press it down to upshift to your required speed.



### INTELLIVIEW III - INFORMATION AT A GLANCE

The standard IntelliView™ III display offers easy toggling between menus to display information that includes the engine speed, gear ratio, fuel usage and area worked. A fully ISO compliant screen, IntelliView III allows quick and easy connection to implements. Camera inputs also add to the screen's versatility.



### POWERSHUTTLE

The forward reverse shuttle is operated via a steering column lever or the CommandGrip™ handle fitted on the SideWinder™ II armrest. Two methods of changing direction, you choose the most convenient for your job.

## LONG WHEELBASE FOR BRILLIANT TRACTION AND STABILITY

The new T8 range has an impressive wheelbase of 3450mm, over 400mm longer than the nearest competitor, all contained within an overall length of a mere 6369mm. A longer wheelbase means greater stability at high transport speeds, faster and more efficient minimum tillage operations and more traction for demanding heavy drawbar applications. You no longer have to choose. With New Holland, choice comes as standard.



### TIME TO GET HEAVY

The heavy duty front axles enables dual wheels to be fitted for even more traction and less compaction in demanding situations. Lock to lock turns are not compromised. Why? Quite simply due to the forward position of the front axle and the intelligent tapered design of the T8 front end.





#### TRANSPORT SAFETY

Control, comfort and stability are assured with the T8's long wheel base and front axle suspension. Specified with the 50kph models is pneumatic trailer brakes to provide safe high speed haulage.

### TERRAGLIDE™ FRONT AXLE SUSPENSION

New Holland Terraglide™ front axle suspension is proven to protect the tractor, mounted implements and the operator from heavy shock loads during transport and in the field. Now it offers the added benefit of an improved turning angle. Combined with Comfort Ride™ cab suspension, you can now enjoy a smoother ride with no compromise in agility.



### COOL MANOEUVARABILITY

The exceptional manoeuvrability of the T8 is only possible thanks to the unique hood design. By using the compact cooling package made possible by the SCR technology, the T8 achieves the tightest of turning angles.



# LONG WHEELBASE FOR COMFORT AND AGILE PRODUCTIVITY

The T8 range perfectly combines a long, 3450mm wheelbase with excellent manoeuvrability. Two concepts which don't normally go together in this segment. How has New Holland achieved it? Quite simply, the sculpted bonnet and tombstone enable the wheels to nip in tight to the tractor's body, and together with the redesigned Terraglide front axle suspension, an impressive 55° turning angle for tight headlands turns is guaranteed. The result? New Holland's hallmark manoeuvrability for improved productivity and efficiency.



## TERRALOCK™ TRACTION MANAGEMENT

Terralock will automatically manage the engagement of drive to the front axle and the locking of the front and rear differentials. Of equal importance, the system takes care of drive during a headland turn to optimise manoeuvrability.



## READY FOR MODERN DEMANDS

### HEAVY MOUNTED EQUIPMENT MEETS BIG LIFT CAPACITY

With a lift capacity of up to 10200kg, a T8 series tractor has the rear linkage capacity to cope with the heaviest of rear attachments. A large expanse of glass provides excellent vision down to the lift arms. The swivelling seat and SideWinder II also ease the strain when monitoring rear implements.



### FACTORY FITTED FRONT LINKAGE AND PTO

From the outset, the T8 tractor series was designed to work with a front linkage. The slim engine hood provides excellent forward visibility. The balanced long wheelbase makes it easier to make full use of the linkage's 5810kg lift capacity. Integrated electronic front linkage controls are within easy reach of the operator. A retrofit front linkage and PTO package is also available.



### HEADLAND TURN SEQUENCE

The Headland Turn Sequence has been refined and developed by New Holland for the ultimate in easy set-up and use. For complex applications, including operating a front linkage, HTS really can reduce operator fatigue. Of equal importance, the operator can use HTS to manage a selection of operations but leave others to manual control. It is up to the operator. Set up is simply a case of recording the desired operations at the headland. The actions can then be repeated, automatically, by pressing a button on the CommandGrip™ handle.



### FLEXIBLE BALLASTING

Thanks to New Holland's optional fully integrated front linkage, ballasting is now even easier. You can choose between a whole host of front ballasting options to perfectly suit each individual application. They can be quickly and simply fitted and removed from the comfort of the cab.



## MORE THAN JUST A DRAFT TRACTOR

New Holland T8 tractors are designed to offer exceptional heavy draft performance. But T8 tractors are built to do a lot more. From the drawing board right through to the tractors in the field, a key aim has been to design in maximum versatility. The PTO and hydraulic package of T8 tractors is fully integrated with EPM not just to deliver massive performance, but optimum economy too. The T8 reaches rated PTO speed at reduced engine speed for maximum fuel efficiency. With New Holland T8 versatility comes as standard.



## MEGAFLOW™ PUMP

Standard hydraulic flow is a generous 161 litres per minute. For extremely high flow requirements an additional MegaFlow pump delivers a total flow of 274 litres per minute. With Engine Power Management, full hydraulic capacity can be exploited in demand conditions, with up to 49hp(CV) of extra power available.



## UP TO 6 ELECTRONIC REMOTES

The remote valves fitted to T8 tractors are easily identified and related to their in-cab control. The operator can access all six without having to move away from the SideWinder™ II armrest. Four colour-coded paddles and a centrally positioned joystick make it simpler to identify and work each remote with exact precision. The CommandGrip will also give access to two valves. Flow, timing and detent settings can be set to precisely match the job. Each valve can also be programmed into the Headland Sequencing system.

## FLOW CONTROL USING THE INTELLIVIEW III

The IntelliView™ III touchscreen makes setting flow rates to individual valves simple. Scroll through the menus and select valve control. Choose the outlet you wish to adjust, and drag the slider with your finger to the desired setting. Job done.

## 360°: T8

The new T8 range has been designed to spend more time working and less time in the yard. All service points are easy to access, and super long service intervals mean they will spend more time in their natural environment: the field!

The 89 litre AdBlue® additive tank has a lock which prevents filling with fuel. It only needs to be filled once every two refills of the 651 litre fuel tank.



• Top up the screen wash bottle through the rear window.

• A built in step makes reaching the front screen for cleaning safe and secure.

• Single piece engine hood opens wide for full service access.

• Check, clean or replace the engine air filter without raising the engine hood.

• Engine and hydraulic oil check and fill points are easy to reach making routine checks fast and servicing simpler. Engine service intervals have been extended by 100% to 600 hours.

• Cooling package opens out to make cleaning faster and easier.



## AdBlue®

### WILL I BE ABLE TO FIND ADBLUE® EASILY?

The answer is yes! It will be available on your doorstep, through CNH Parts & Service; just contact your local dealer for more information. If that wasn't enough, AdBlue can even be delivered direct to your farm for absolute convenience.



### FINANCE TAILORED TO YOUR BUSINESS

CNH Capital, the financial services company of New Holland, is well established and respected within the agricultural sector. Advice and finance packages tailored to your specific needs are available. With CNH Capital, you have the peace of mind that comes from dealing with a financing company that specialises in agriculture.

### TRAINED TO GIVE YOU THE BEST SUPPORT

Your dedicated New Holland dealer technicians receive regular training updates. These are carried out both through on-line courses as well as intensive classroom sessions. This advanced approach ensures your dealer will always have the skills needed to look after the latest and most advanced New Holland products.

### SERVICE PLUS - LONG LASTING CONFIDENCE

Service Plus coverage from Covéa Fleet provides owners of New Holland agricultural machinery with additional cover on the expiry of the manufacturer's contractual warranty. Please ask your dealer for more details. Terms and conditions apply.



### DEALER INSTALLED ACCESSORIES

A comprehensive range of approved accessories to optimise machine performance in all conditions can be supplied and fitted by your dealer.



### WWW.NEWHOLLANDSTYLE.COM

Want to make New Holland a part of your everyday life? Browse the comprehensive selection on [www.newhollandstyle.com](http://www.newhollandstyle.com). A whole range of items are available including hard wearing work clothing and a vast selection of scale models, together with so much more. New Holland. As individual as you.

MODELS	T8.300	T8.330	T8.360	T8.390
<b>New Holland Engine*</b>	FPT Cursor 9	FPT Cursor 9	FPT Cursor 9	FPT Cursor 9
No. of Cylinders / Aspiration / Valves / Emission level	6/ WT / 4 / Tier 4A	6/ WT / 4 / Tier 4A	6/ WT / 4 / Tier 4A	6/ WT / 4 / Tier 4A
ECOBlue™ SCR system (Selective Catalytic Reduction)	●	●	●	●
Fuel system - High Pressure Common Rail	●	●	●	●
Capacity (cm <sup>3</sup> )	8700	8700	8700	8700
Approved biodiesel blend**	B20	B20	B20	B20
Bore and stroke (mm)	117x135	117x135	117x135	117x135
Max. EPM horsepower - ISO TR14396 - ECE R120 [kW/hp(CV)]	219/298	241/327	263/357	286/389
Max. horsepower - ISO TR14396 - ECE R120 [kW/hp(CV)]	208/282	230/312	252/342	275/373
Rated EPM horsepower - ISO TR14396 - ECE R120 [kW/hp(CV)]	216/293	235/319	255/346	276/375
Rated horsepower - ISO TR14396 - ECE R120 [kW/hp(CV)]	189/257	209/284	229/311	250/340
Rated engine speed (rpm)	2000	2000	2000	2000
Max. torque - ISO TR14396 (Nm)	1267 @ 1500	1397 @ 1500	1531 @ 1500	1671 @ 1500
Torque rise standard / EPM (%)	40 / 23	40 / 25	40 / 26	40 / 27
Viscous coupled cooling fan	●	●	●	●
Earth friendly engine oil filter	●	●	●	●
Exhaust brake	○	○	○	○
Diesel capacity (Litres)	651	651	651	651
DEF/AdBlue® tank capacity (Litres)	89	89	89	89
Service interval (hours)	600	600	600	600
<b>Transmission</b>				
IntelliShift™ system	●	●	●	●
Ground Speed Management system (GSM)	●	●	●	●
<b>19 x 4 Ultra Command™ Full-Powershift (40kph ECO or 50kph)</b>	●	●	●	●
Min. Speed (kph)	3,35	3,34	3,34	3,34
<b>23 x 6 Ultra Command™ Full-Powershift (40kph with Creeper)</b>	○	○	○	○
Min. Speed (kph)	0,98	0,97	0,97	0,97
<b>Electrical</b>				
12 volt alternator (Amps)	200	200	200	200
Battery capacity (CCA)	1900	1900	1900	1900
<b>Axles</b>				
Terraglide™ front axle suspension	●	●	●	●
Steering angle (°)	55	55	55	55
Turning radius (mm)	5440	4970	4970	4970
Terralock™ functions	●	●	●	●
Dynamic front fenders	●	●	●	●
Bar rear axle	●	●	●	●
<b>Hydraulics</b>				
Closed Centre Load Sensing (CCLS)	●	●	●	●
Main pump flow Standard / MegaFlow™ option (Lpm)	161/274	161/274	161/274	161/274
Electronic Draft Control (EDC)	●	●	●	●
<b>Remote valves</b>				
Type	Electro hydraulic	Electro hydraulic	Electro hydraulic	Electro hydraulic
Max. no. rear valves	6	6	6	6
Joystick control	●	●	●	●
<b>Linkage</b>				
Rear linkage category	III/IIIN	III/IIIN	III/IIIN	IVN/III
Max. lift capacity at ball ends (kg)	9130	9130	10200	10200
Front linkage category	II	II	II	II
Max. lift capacity (610mm in front of ball ends) (kg)	5810	5810	5810	5810
<b>PTO</b>				
Auto Soft Start	●	●	●	●
Engine speed at: 540/1000rpm (rpm)	1804/1804	-/1804	-/1804	-/1804
Auto PTO management	●	●	●	●
Front PTO (1000rpm)	○	○	○	○
<b>Brakes</b>				
Electronic park brake	●	●	●	●
Hydraulic trailer brakes	●	●	●	●
Optional pneumatic and hydraulic trailer braking system	○	○	○	○



MODELS		T8.300	T8.330	T8.360	T8.390
<b>Cab</b>					
Cab with FOPS - OECD code 10 level 1		●	●	●	●
Cab category level - EN 15695		2	2	2	2
High visibility RHS window		●	●	●	●
HID lighting pack		○	●	●	●
Auto Comfort™ seat with seat belt		○	-	-	-
Auto Comfort™ leather seat with seat belt		○	●	●	●
SideWinder™ II armrest		●	●	●	●
CommandGrip™ handle		●	●	●	●
Electronic adjustment of SideWinder™ II armrest		●	●	●	●
Air conditioning		●	●	●	●
Automatic climate control		●	●	●	●
Air recirculation filters		●	●	●	●
Electronic remotely adjustable mirrors		●	●	●	●
Comfort Ride™ cab suspension		●	●	●	●
Headland Turn Sequence (HTS)		●	●	●	●
Fender mounted external controls		●	●	●	●
A pillar performance monitor with enhanced key pad		●	●	●	●
IntelliView™ III colour monitor with ISO 11783 connector		●	●	●	●
IntelliSteer™ guidance ready		●	●	●	●
Optimum cab noise level - 77/311 EEC	[dB(A)]	68	69	69	69
Factory fit rotating beacons		●	●	●	●
<b>Weights</b>					
Minimum unballasted / shipping weights					
Terraglide™ suspended front axle	(kg)	11010	11315	11315	11315
Max. permissible weight at 50kph	(kg)	17500	18000	18000	18000

● Standard ○ Optional - Not available \* Developed by FPT Industrial \*\* Biodiesel blend must fully comply with the latest fuel specification EN14214:2009 and operation is in accordance with operator manual guidelines



MODELS		T8.300	T8.330	T8.360	T8.390
<b>Dimensions</b>					
With rear tyre size		658/85R38	710/70R38	710/70R42	800/70R38
A Overall length inc. weight pack and rear linkage	(mm)	6369	6369	6369	6369
B Min. width	(mm)	2534	2534	2534	2534
C Height at centre of rear axle to top of cab	(mm)	2468	2468	2468	2468
D Overall height	(mm)	3267	3325	3376	3368
E Wheelbase	(mm)	3450	3450	3450	3450
F Track width (min./max.)	(mm)	1727/2235	1727/2235	1727/2235	1727/2235
G Ground clearance (depends on hitch or tow hook)	(mm)	306	364	415	407

# NEW HOLLAND TOP SERVICE: CUSTOMER SUPPORT AND CUSTOMER INFORMATION



**TOP AVAILABILITY.**  
If you need information, or have an out of hours question, ring our toll-free number\*. All day, every day, we are just a call away.

**TOP SPEED.**  
Express parts delivery: when you need it, where you need it!

**TOP PRIORITY.**  
Fast-track solution during the season: because your harvest can't wait!

**TOP SATISFACTION.**  
We drive and track the solution you need, keeping you informed: until you are 100% satisfied!



**TOP SERVICE**

**00800 64 111 111**

\* Calls to the Top Service team are free from landlines in the United Kingdom and Republic of Ireland. UK-based mobile calls are also free, but Republic of Ireland mobile users should call **01 2421881** and this will be charged at your standard network rate.

**For more details, ask your New Holland dealer!**

AT YOUR OWN DEALER



**YOUR SUCCESS - OUR SPECIALTY**

Visit our web site for UK: [www.newholland.com/uk](http://www.newholland.com/uk) - for ROI: [www.newholland.com/ie](http://www.newholland.com/ie)

The data indicated in this folder are approximate. The models described here can be subjected to modifications without any notice by the manufacturer. The drawings and photos may refer to equipment that is either optional or intended for other countries. Please apply to our Sales Network for any further information. Published by New Holland Brand Communications. Bts Adv. - Printed in Italy - 05/11 - TP01 - (Turin) - **100011/INB**