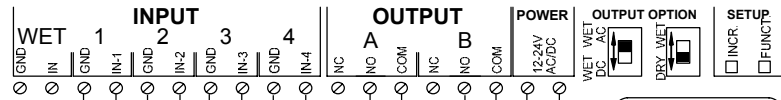


MC-LINX2 # 1

Input 1 and Input 2 are activation inputs for Door 1 and Door 2 respectively

Inputs 3 and 4 are for the door position switch for Input 1 (Door 1) and Input 2 (Door 2) respectively. Switch is closed when door is closed.

5 0

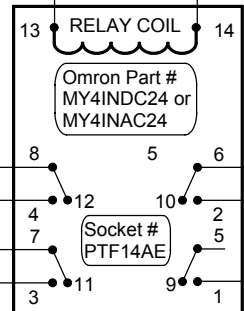


12 to 24 VAC/VDC +/- 10%

(SEE NOTE #1)



Output A directly to Activation Circuit of Door Control #1. Output B directly to Activation Circuit of Door Control #2.

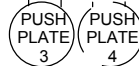
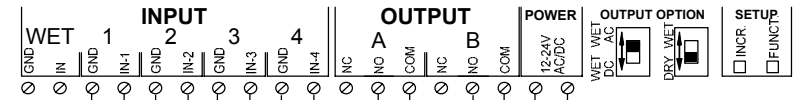


MC-LINX2 # 2

Input 1 and Input 2 are activation inputs for Door 3 and Door 4 respectively

Input 3 is the door position switch for Input 1 (Door 3). Input 4 is the door position switch for input 2 (Door 4) if used. Switch is closed when door is closed.

5 0



12 to 24 VAC/VDC +/- 10%

Output A directly to Activation Circuit of Door Control #3. Output B directly to Activation Circuit of Door Control #4 if used.

(SEE NOTE #2)

- NOTES:
- 1.) Door Position Switch (DPS) shall close when it's respective door closes.
 - 2.) If only a 3 door interlock is desired ensure to insert a jumper into input 4 on MCLinx2 (#2)

IF AFTER TROUBLESHOOTING A PROBLEM, A SATISFACTORY SOLUTION CANNOT BE ACHIEVED, PLEASE CALL B.E.A., INC. FOR FURTHER ASSISTANCE DURING EASTERN STANDARD TIME AT 1-800-523-2462 FROM 8AM - 5PM. FOR AFTER-HOURS, CALL EAST COAST: 1-866-836-1863 OR 1-800-407-4545 / MID-WEST: 1-888-308-8843 / WEST COAST: 1-888-419-2564. DO NOT LEAVE ANY PROBLEM UNRESOLVED. IF YOU MUST WAIT FOR THE FOLLOWING WORKDAY TO CALL B.E.A., LEAVE THE DOOR INOPERABLE UNTIL SATISFACTORY REPAIRS CAN BE MADE. NEVER SACRIFICE THE SAFE OPERATION OF THE AUTOMATIC DOOR OR GATE FOR AN INCOMPLETE SOLUTION.WEB: WWW.BEASENSORS.COM

BEA 100 ENTERPRISE DRIVE
PITTSBURGH, PA 15275
PHONE: (412) 249-4100
FAX: (412) 249-4101
EMAIL: www.beasensors.com

TITLE: MC-LINX2 WITH 3 or 4 DOOR INTERLOCK

SIZE: A	DRAWN BY: JED	REV BY: JED	PART NO: 80.0249.00
	SCALE: NONE	DATE: 18 DEC., 2006	SHEET 1 OF 1