



Operation/Reference Guide

MVP-KS Kickstand

for MVP-7500/8400 Modero® ViewPoint® Wireless Touch Panels



AMX Limited Warranty and Disclaimer

AMX warrants its products to be free of defects in material and workmanship under normal use for three (3) years from the date of purchase from AMX, with the following exceptions:

- Electroluminescent and LCD Control Panels are warranted for three (3) years, except for the display and touch overlay components that are warranted for a period of one (1) year.
- Disk drive mechanisms, pan/tilt heads, power supplies, and MX Series products are warranted for a period of one (1) year.
- AMX Lighting products are guaranteed to switch on and off any load that is properly connected to our lighting products, as long as the AMX Lighting products are under warranty. AMX does guarantee the control of dimmable loads that are properly connected to our lighting products. The dimming performance or quality cannot be guaranteed due to the random combinations of dimmers, lamps and ballasts or transformers.
- Unless otherwise specified, OEM and custom products are warranted for a period of one (1) year.
- AMX Software is warranted for a period of ninety (90) days.
- Batteries and incandescent lamps are not covered under the warranty.

This warranty extends only to products purchased directly from AMX or an Authorized AMX Dealer.

All products returned to AMX require a Return Material Authorization (RMA) number. The RMA number is obtained from the AMX RMA Department. The RMA number must be clearly marked on the outside of each box. The RMA is valid for a 30-day period. After the 30-day period the RMA will be cancelled. Any shipments received not consistent with the RMA, or after the RMA is cancelled, will be refused. AMX is not responsible for products returned without a valid RMA number.

AMX is not liable for any damages caused by its products or for the failure of its products to perform. This includes any lost profits, lost savings, incidental damages, or consequential damages. AMX is not liable for any claim made by a third party or by an AMX Dealer for a third party.

This limitation of liability applies whether damages are sought, or a claim is made, under this warranty or as a tort claim (including negligence and strict product liability), a contract claim, or any other claim. This limitation of liability cannot be waived or amended by any person. This limitation of liability will be effective even if AMX or an authorized representative of AMX has been advised of the possibility of any such damages. This limitation of liability, however, will not apply to claims for personal injury.

Some states do not allow a limitation of how long an implied warranty last. Some states do not allow the limitation or exclusion of incidental or consequential damages for consumer products. In such states, the limitation or exclusion of the Limited Warranty may not apply. This Limited Warranty gives the owner specific legal rights. The owner may also have other rights that vary from state to state. The owner is advised to consult applicable state laws for full determination of rights.

EXCEPT AS EXPRESSLY SET FORTH IN THIS WARRANTY, AMX MAKES NO OTHER WARRANTIES, EXPRESSED OR IMPLIED, INCLUDING ANY IMPLIED WARRANTIES OF MERCHANTABILITY OR FITNESS FOR A PARTICULAR PURPOSE. AMX EXPRESSLY DISCLAIMS ALL WARRANTIES NOT STATED IN THIS LIMITED WARRANTY. ANY IMPLIED WARRANTIES THAT MAY BE IMPOSED BY LAW ARE LIMITED TO THE TERMS OF THIS LIMITED WARRANTY.

FCC Information

This device complies with Part 15 of the FCC Rules. Operation is subject to the following two conditions: (1) this device may not cause harmful interference, and (2) this device must accept any interference received; including interference that may cause undesired operation.

Federal Communications Commission (FCC) Statement

This equipment has been tested and found to comply with the limits for a Class B digital device, pursuant to Part 15 of the FCC rules. These limits are designed to provide reasonable protection against harmful interference in a residential installation. This equipment generates, uses and can radiate radio frequency energy, and, if not installed and used in accordance with the instructions, may cause harmful interference to radio communications. However, there is no guarantee that interference will not occur in a particular installation. If this equipment does cause harmful interference to radio or television reception, which can be determined by turning the equipment off and on, the user is encouraged to try to correct the interference by one or more of the following measures:

- Reorient or relocate the receiving antenna.
- Increase the separation between the equipment and receiver.
- Connect the equipment into an outlet on a circuit different from that to which the receiver is connected.
- Consult the dealer or an experienced radio/TV technician for help.



FCC RF Radiation Exposure Statement

This transmitter must not be co-located or operating in conjunction with any other antenna or transmitter. This equipment complies with FCC RF radiation exposure limits set forth for an uncontrolled environment. This equipment should be installed and operated with a minimum distance of 20 centimeters between the radiator and your body.

Table of Contents

MVP-KS Kickstand	1
Overview	1
Specifications	1
Securing an MVP Panel to an MVP-KS	2
Removing an MVP Panel from an MVP-KS	2

MVP-KS Kickstand

Overview

The optional MVP-KS Kickstand (FG5965-12) is compatible with both MVP touch panel models and provides the ability to easily rest an MVP on any flat or level surface. The kickstand's rubber grip provides traction on smooth surfaces. The MVP-KS mounts to the rear of the MVP by using a set of alignment guide pins and a retractable latch to secure the kickstand to the rear of the panel.




FIG. 1 MVP-KS Kickstand (rear view)

Specifications

MVP-KS Specifications	
Dimensions (HWD):	<ul style="list-style-type: none"> Fully closed: 6.34" x 7.91" x 0.59" (16.10 cm x 20.10 cm x 1.50 cm) Fully extended: 6.34" x 7.91" x 4.17" (16.10 cm x 20.10 cm x 10.60 cm)
Weight:	<ul style="list-style-type: none"> 0.67 lbs (0.30 kg)
Components:	<ul style="list-style-type: none"> Retractable Latch: This latch grabs onto the metallic plate located on the rear of the MVP and secures the MVP-KS to the panel. Release Lever: This lever is used to retract the MVP-KS lever and release the secured MVP touch panel. Support Arm: This adjustable support arm is used to provide a level surface support for any MVP attached to the MVP-KS.
Operating/Storage Environments:	<ul style="list-style-type: none"> Operating Temperature: 0° C (32° F) to 40° C (104° F) Operating Humidity: 20% - 85% RH

Securing an MVP Panel to an MVP-KS

1. Place the MVP face down and locate the MVP-KS alignment guide pins (FIG. 1).
These pins are inserted into the respective MVP alignment guide insertion holes (located along the underside of the MVP and at either sides of the connector strip).
2. Grasp both sides of the kickstand and insert the alignment guide pins into the insertion holes on the bottom of the MVP (FIG. 1).
3. Maintain a kickstand connection to the bottom of the MVP panel (FIG. 2).




FIG. 2 Installing an MVP-KS

4. Press down on the AMX logo to insert the retractable latch into the opening (just above the MVP metallic plate). Upon proper connection, you should hear a click when the latch grabs onto the metallic plate.
5. Extend the MVP-KS support arm.



NOTE

To avoid potential damage to the panel, make sure the kickstand is installed properly before use.

Removing an MVP Panel from an MVP-KS

1. Place the MVP panel face down, and pull upwards on the MVP latch release lever, located below the kickstand's AMX logo (FIG. 3).




FIG. 3 Releasing the MVP- from the MVP-KS

2. Pull off the MVP-KS from the back of the MVP panel.



It's Your World - Take Control™

3000 RESEARCH DRIVE, RICHARDSON, TX 75082 USA • 800.222.0193 • 469.624.8000 • 469-624-7153 fax • 800.932.6993 technical support • www.amx.com

10/06 ©2006 AMX. All rights reserved. AMX and the AMX logo are registered trademarks of AMX. AMX reserves the right to alter specifications without notice at any time.