

ALAMO[®] INDUSTRIAL

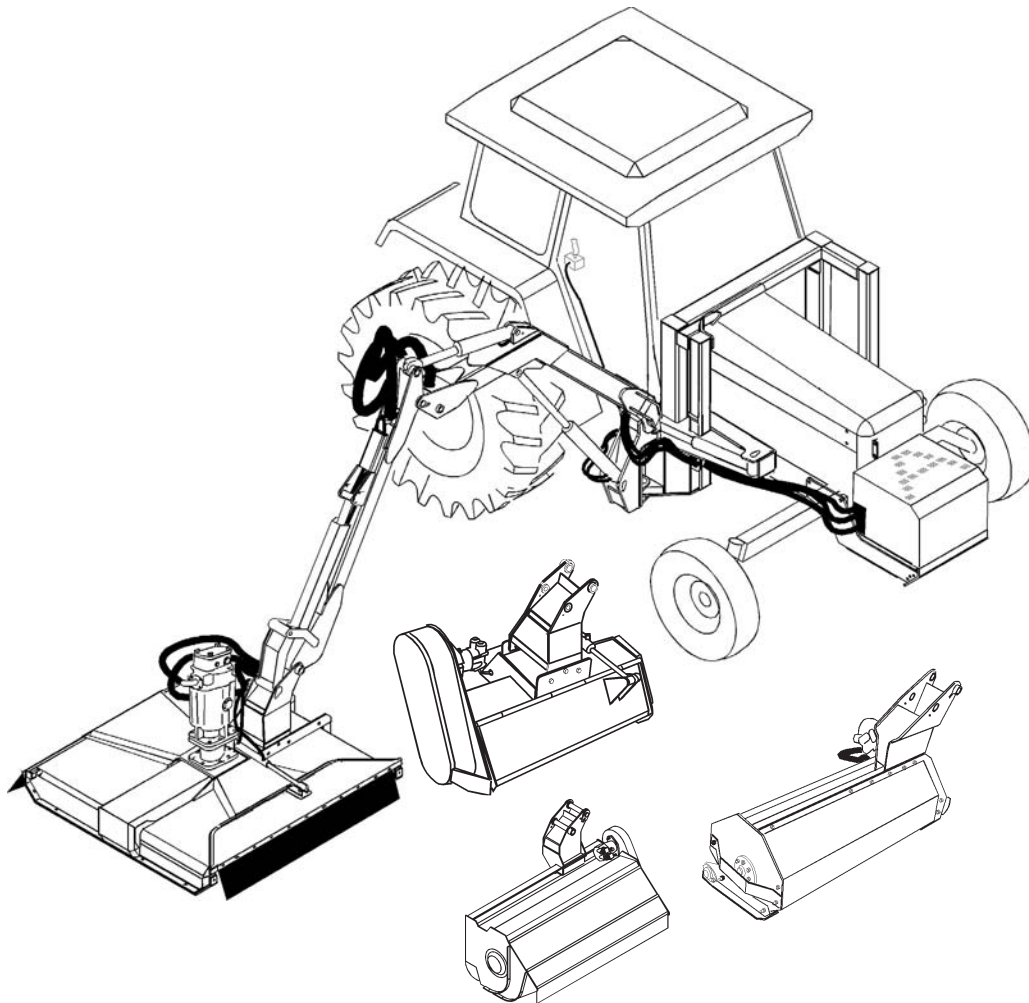
MACHETE

BOOM ARM MOWER

Rev 12-08

Effective S/N 01108 - Current

Part No. 02968915P



PARTS MANUAL

¡ATENCIÓN!

Si No Lee Ingles, Pida Ayuda a Alguien
Que Se Lo Lea Para Que le Traduzca Las
Medidas de Seguridad

LEA EL INSTRUCTIVO



ALAMO INDUSTRIAL

1502 E. Walnut
Seguin, Texas 78155
210-372-3551



TO THE OWNER/OPERATOR/DEALER

All implements with moving parts are potentially hazardous. There is no substitute for a cautious, safe-minded operator who recognizes the potential hazards and follows reasonable safety practices. The manufacturer has designed this implement to be used with all its safety equipment properly attached to minimize the chance of accidents.

BEFORE YOU START!!

Read the safety messages on the implement and shown in your manual.
Observe the rules of safety and common sense!

 <h1 style="font-size: 4em; margin: 0;">DANGER</h1>			
<p>FAILING TO FOLLOW SAFETY MESSAGES AND OPERATING INSTRUCTIONS CAN CAUSE SERIOUS BODILY INJURY OR EVEN DEATH TO OPERATOR AND OTHERS IN THE AREA.</p>			
<p>1.</p> 	<p>2. NO RIDERS, NO CHILDREN OPERATORS.</p> 	<p>3. USE SAFETY SHOES, HARD HAT, SAFETY GLASSES, SEAT BELTS, & ROPS.</p> 	<p>4. BLOCK UP SECURELY BEFORE WORKING UNDER.</p> 
<p>1. Study and understand Operator's Manuals, Safety Signs, and Instructional Decals for tractor & flail mower to prevent misuse, abuse, & accidents. Practice before operating mower in a confined area or near passersby.</p> <ul style="list-style-type: none"> ● Learn how to stop engine suddenly in an emergency. Be alert for passersby and especially children. <p>2. Allow no children on or near implement of tractor. Allow no riders on tractor or implement. Falling off can cause serious injury or death from being runover by tractor or mower or contact with Flail Mower Blades.</p> <p>3. Operate only with tractor having Roll-Over Protective Structure (ROPS) and with seatbelt fastened securely and snugly to prevent injury and possible death from falling off or tractor overturn. Personal Protective Equipment such as Hard Hat, Safety Glasses, Safety Shoes, and Ear Plugs are recommended.</p> <p>4. Block up or support raised machine and all lifted components securely before putting hands or feet under or working underneath any lifted component to prevent crushing injury or death from sudden dropping or inadvertent operation of controls. Make certain that area is clear before lowering or folding.</p> <p>5. Before transporting, put Lift Lever in detent or full-lift position. Install Transport Safety Devices securely on folding implements. Slowdown when turning and on hillsides.</p> <ul style="list-style-type: none"> ● Install Restrictor in folding circuit to slow down lowering and unfolding if action is faster than is desirable. <p>6. Make certain that SMV sign, Warning Lights, and Reflectors are clearly visible. Follow local traffic codes.</p> <p>7. Never operate with Flail Mower or Folding Section raised if passersby, bystanders or traffic are in the area to reduce possibility of injury or death from objects thrown by Blades under Shields or Implement structure.</p> <p>8. Before dismounting, secure flail mower in transport position or lower to ground.</p> <ul style="list-style-type: none"> ● Put tractor in park or set brake, disengage PTO, stop engine, remove key, and wait until noise of rotation has ceased to prevent entanglement in rotating parts which may cause injury or death. ● Never mount or dismount a moving vehicle. Crushing from runover may cause injury or death. 			
<p>5. TRANSPORT SAFELY, LOCK UP.</p> 	<p>6. USE SMV, LIGHTS, & REFLECTORS.</p> 	<p>7. DO NOT OPERATE WITH MOWER OR WING RAISED.</p> 	<p>8. DO NOT MOUNT OR DISMOUNT WHILE MOVING.</p> 
002369			

WARRANTY INFORMATION:

Read and understand the complete Warranty Statement found in this Manual. Fill out the Warranty Registration Form in full and return it within 30 Days. Make certain the Serial Number of the Machine is recorded on the Warranty Card and on the Warranty Form that you retain. The use of "will-fit" parts will void your warranty and can cause catastrophic failure with possible injury or death.

PARTS SECTION

PARTS ORDERING GUIDE

The following instructions are offered to help eliminate needless delay and error in processing purchase orders for the equipment in this section.

1. The Parts Section is prepared in logical sequence and grouping of parts that belong to the basic machine featured in this manual. Part Numbers and Descriptions are given to help locate the parts and quantities required.
2. The Purchase Order must include the name and address of the person or organization ordering the parts, who should be charged, and if possible, the serial number of the machine for which the parts are ordered.
3. The Purchase Order must clearly list the quantity of each part, the complete and correct part number (be sure to include all periods), and the basic name of the part.
4. The Manufacturer reserves the right to substitute parts where applicable.
5. Some parts are unlisted items which are special production items not normally stocked and are subject to special handling. Request a quotation for such parts before sending a Purchase Order.
6. The Manufacturer reserves the right to change prices without prior notice.

NOTE: Please refer to The Safety Section in the front of this Manual for the proper Part Number when ordering Replacement Safety Decals.



For maximum safety and to guarantee optimum product reliability, always use genuine Servis-Rhino Parts. The use of inferior replacement parts may cause premature or catastrophic failure which could result in serious injury or death. Direct any questions regarding parts to:

ALAMO INDUSTRIAL

ALAMO INDUSTRIAL

1502 E. Walnut
Seguin, Texas 78155
830-379-1480



PART NAME INDEX

50 IN BLADE CARRIER ASY (PAN) - PN 02964457.....	6
50 IN HEAD ASY (PART 1).....	7
50 IN HEAD ASY (PART 2).....	9
50 IN MOTOR & SPINDLE ASY.....	11
50 IN MOTOR ASY - PARTS - PN 02979881 (PART 1).....	13
50 IN MOTOR ASY - PARTS - PN 02979881 (PART 2).....	15
50 IN SPINDLE ASY - PN 02960553B.....	17
60 IN BLADE CARRIER ASY (BAR) - PN 02969230.....	18
60 IN DOOR CYL ASY - PN 02961480A.....	19
60 IN HEAD ASY - SN 02050 & DOWN.....	21
60 IN HEAD ASY - SN 02051 & UP.....	23
60 IN HEAD SUB-ASY - SN 02050 & DOWN.....	25
60 IN HEAD SUB-ASY - SN 02051 & UP.....	27
60 IN MOTOR ASY - PARTS - PN 02979881 - SN 02051 & UP (PART 1).....	29
60 IN MOTOR ASY - PARTS - PN 02979881 - SN 02051 & UP (PART 2).....	31
60 IN SPINDLE ASY - PN 02968859A.....	33
BOOM ASY - 17 FT (OPT ALLOY STEEL) - PN 02980034.....	35
BOOM ASY - 17 FT (STD STEEL) - PN 02979902.....	37
BOOM ASY - 21 FT (STD & ALLOY STEEL) (PART 1).....	39
BOOM ASY - 21 FT (STD & ALLOY STEEL) (PART 2).....	41
BOOM ASY - 24 FT (STD & ALLOY STEEL) (PART 1).....	43
BOOM ASY - 24 FT (STD & ALLOY STEEL) (PART 2).....	45
BOOM HOSE SCHEMATIC - 17 FT BOOM ARM.....	47
BOOM HOSE SCHEMATIC - 21 FT BOOM ARM.....	49
BOOM HOSE SCHEMATIC - 24 FT BOOM ARM.....	51
BUZZ BAR - HYD MOTOR PARTS - P/N 02975175.....	53
BUZZ BAR ASY - 48 IN - GEN 1 (PART 1).....	55
BUZZ BAR ASY - 48 IN - GEN 1 (PART 2).....	57
BUZZ BAR ASY - 48 IN - GEN 1 (PART 3).....	59
BUZZ BAR ASY - 48 IN - GEN 2 (PART 1).....	61
BUZZ BAR ASY - 48 IN - GEN 2 (PART 2).....	63
BUZZ BAR ASY - 69 IN - GEN 1 (PART 1).....	65
BUZZ BAR ASY - 69 IN - GEN 1 (PART 2).....	67
BUZZ BAR ASY - 69 IN - GEN 1 (PART 3).....	69
BUZZ BAR ASY - 69 IN - GEN 2 (PART 1).....	71
BUZZ BAR ASY - 69 IN - GEN 2 (PART 2).....	73
BUZZ BAR ASY - 90 IN - GEN 1 (PART 1).....	75
BUZZ BAR ASY - 90 IN - GEN 1 (PART 2).....	77
BUZZ BAR ASY - 90 IN - GEN 1 (PART 3).....	79
BUZZ BAR ASY - 90 IN - GEN 2 (PART 1).....	81

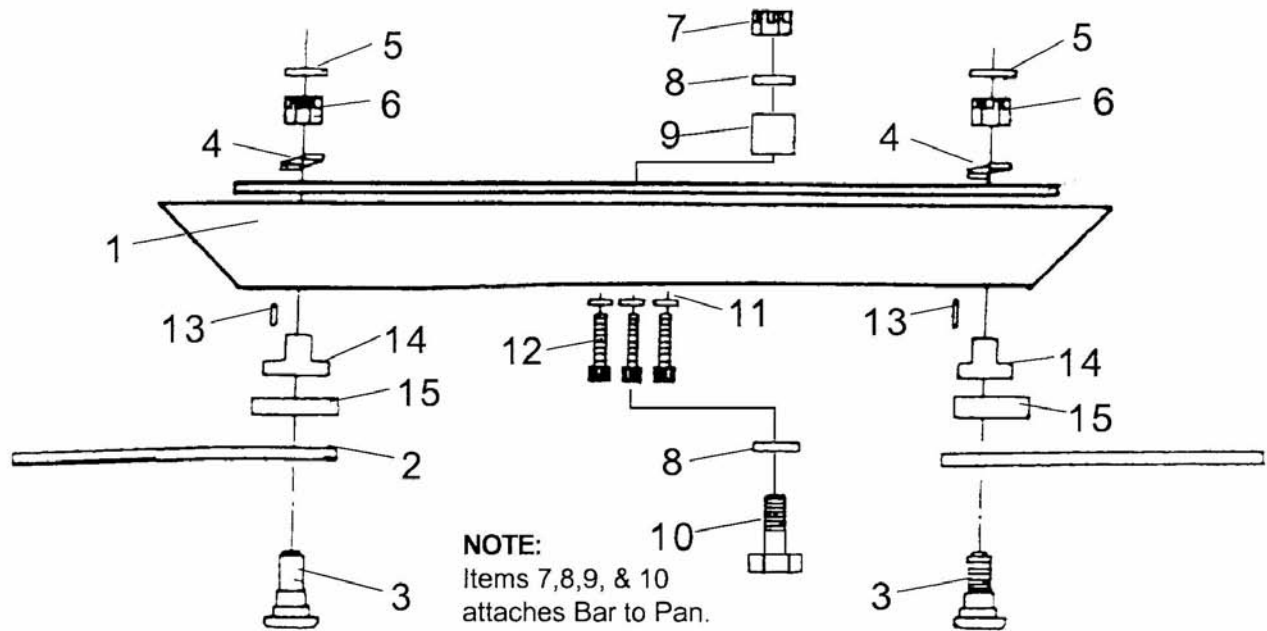
PART NAME INDEX

BUZZ BAR ASY - 90 IN - GEN 2 (PART 2).....	83
BUZZ BAR SPINDLE ASY - SN BB-01219.....	85
DITCHER - BLADE CARRIER ASY.....	86
DITCHER - HOUSING ASY.....	87
DITCHER - SPINDLE ASY.....	89
DITCHER BLADE HEAD ASY - ROUGH CUT.....	91
DITCHER HEAD ASY - (NEW STYLE).....	93
DITCHER HEAD ASY - (OLD STYLE).....	95
DITCHER HEAD DEFLECTOR CYLINDER.....	97
FILTER ASY - PN 02976066.....	98
FILTER ASY - PN 02985280.....	99
FLAIL AXE - DOOR CYL ASY - PN 02970710A.....	100
FLAIL AXE - HEAD ASY (PART 1).....	101
FLAIL AXE - HEAD ASY (PART 2).....	103
FLAIL AXE - HOSE CONNECTIONS.....	105
FLAIL AXE - ROTOR W/KNIVES.....	106
FML100H FLAIL - HEAD ASY (PART 1).....	107
FML100H FLAIL - HEAD ASY (PART 2).....	109
FML100H FLAIL - HEAD ASY (PART 3).....	111
FML100H FLAIL - SPINDLE ASY - PN 02969661.....	113
GRASS FLAIL - CUTTERSHAFT ASY.....	114
GRASS FLAIL - CUTTERSHAFT BRGS.....	115
GRASS FLAIL - HEAD ASY.....	117
GRASS FLAIL - HEAD SUB-ASY.....	119
GRASS FLAIL - PULLEY ASY.....	121
GRASS FLAIL - ROLLER ASY.....	123
HIGH FRAME ASY - 2 WD & 4 WD.....	125
HYD CYL ASY - DIPPER - PN 02967174A (21 & 24 FT).....	127
HYD CYL ASY - DIPPER - PN 02979920 (17 FT).....	128
HYD CYL ASY - LIFT - PN 02967173A.....	129
HYD CYL ASY - SWING - PN 02967172A.....	130
HYD CYL ASY - TILT - PN 02967175A.....	131
HYD LOCK VALVE SOLENOID ASY - PN 02972208 (OLD STYLE).....	132
HYD LOCK VALVE SOLENOID ASY - PN 02972208A (NEW STYLE).....	133
HYD TANK ASY - PN 02976712 (OCFD) & PN 02976765 (CCLS).....	135
HYD TANK SUB-ASY - PN 02966767.....	137
JOYSTICK CONSOLE ASY.....	139
KING POST SUB-ASY.....	141
MOUNTING COMPONENTS - COMMON BOX (PART 1).....	143

PART NAME INDEX


MOUNTING COMPONENTS - COMMON BOX (PART 2).....	145
MOUNTING COMPONENTS - COMMON BOX (PART 3).....	147
PUMP ASY - SERVO CONTROLLED - PN 02969527A (PART 1).....	149
PUMP ASY - SERVO CONTROLLED - PN 02969527A (PART 2).....	151
TIMBERCAT - HEAD ASY (PART 1).....	153
TIMBERCAT - HEAD ASY (PART 2).....	155
VALVE - PARTS - OPEN & CLOSED CENTER.....	157
VALVE ASY - 5 SPOOL (CCLS).....	159
VALVE ASY - 5 SPOOL (OCFD).....	161

50 IN BLADE CARRIER ASY (PAN) - PN 02964457



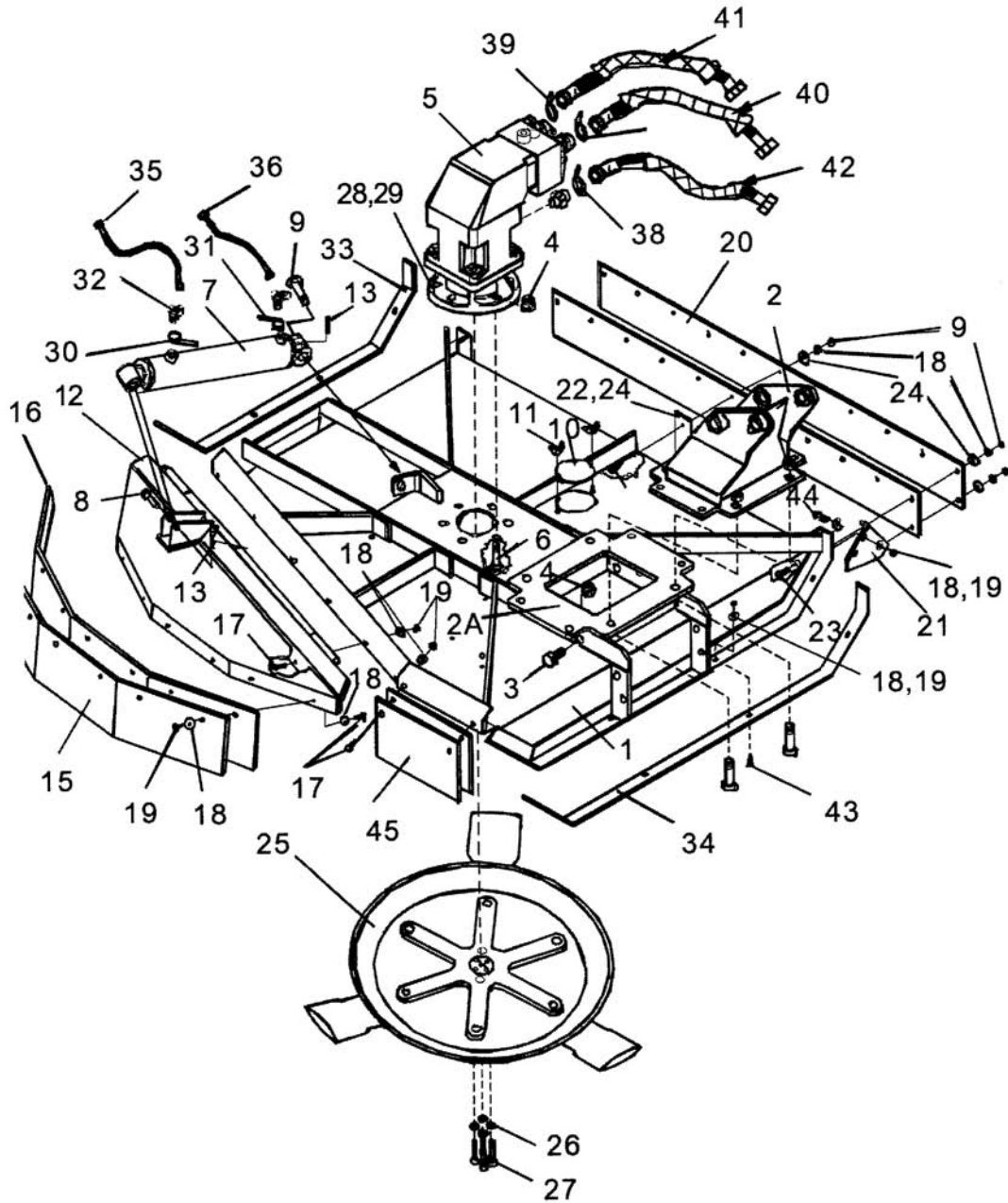
TORQUE ITEM #12 TO 400 FT./LBS.

DANGER: Blades should always be replaced in sets. Blades of different weights can cause serious imbalance and damage to the machine and personnel. When replacing blades, **BLADE BOLTS, BUSHINGS, NUTS, AND WASHERS MUST BE CHANGED.**

 Roll pin #5 must be installed to prevent nut from becoming loose and blade from being thrown from the machine.

ITEM	PART NO.	QTY.	DESCRIPTION
	02964457	-	BLADE / SPIDER PAN ASY
1	02964804	1	SPIDER PAN SUB-ASY (W/ ITEMS 7,8,9 & 10)
2	02962722	1	BLADE SET, MATCHED SET OF 3
3	02964330	3	BLADE BOLT
4	00755623	3	WASHER, SPECIAL (HARDENED)
5	00023200	3	ROLL PIN
6	00020900	3	SLOTTED HEX NUT, 1-1/8"-NF PL GR5
7	02030300	3	LOCKNUT, 1"-NC PLB
8	00748547	3	FLATWASHER, 1-1/32" X 2-3/16" X.22"
9	02964162	3	SPACER
10	7A16824	3	BOLT, HEX HEAD 1"-NC X 3" PL GR5
11	00003901	4	LOCKWASHER, 3/4" PL HEAVY
12	02886600	4	BOLT, SOCKET HEAD 3/4"-NC X 2-1/2" PL GR8
13	02964954	3	KEY
14	02964161	3	BUSHING
15	02965229	3	SPACER

50 IN HEAD ASY (PART 1)

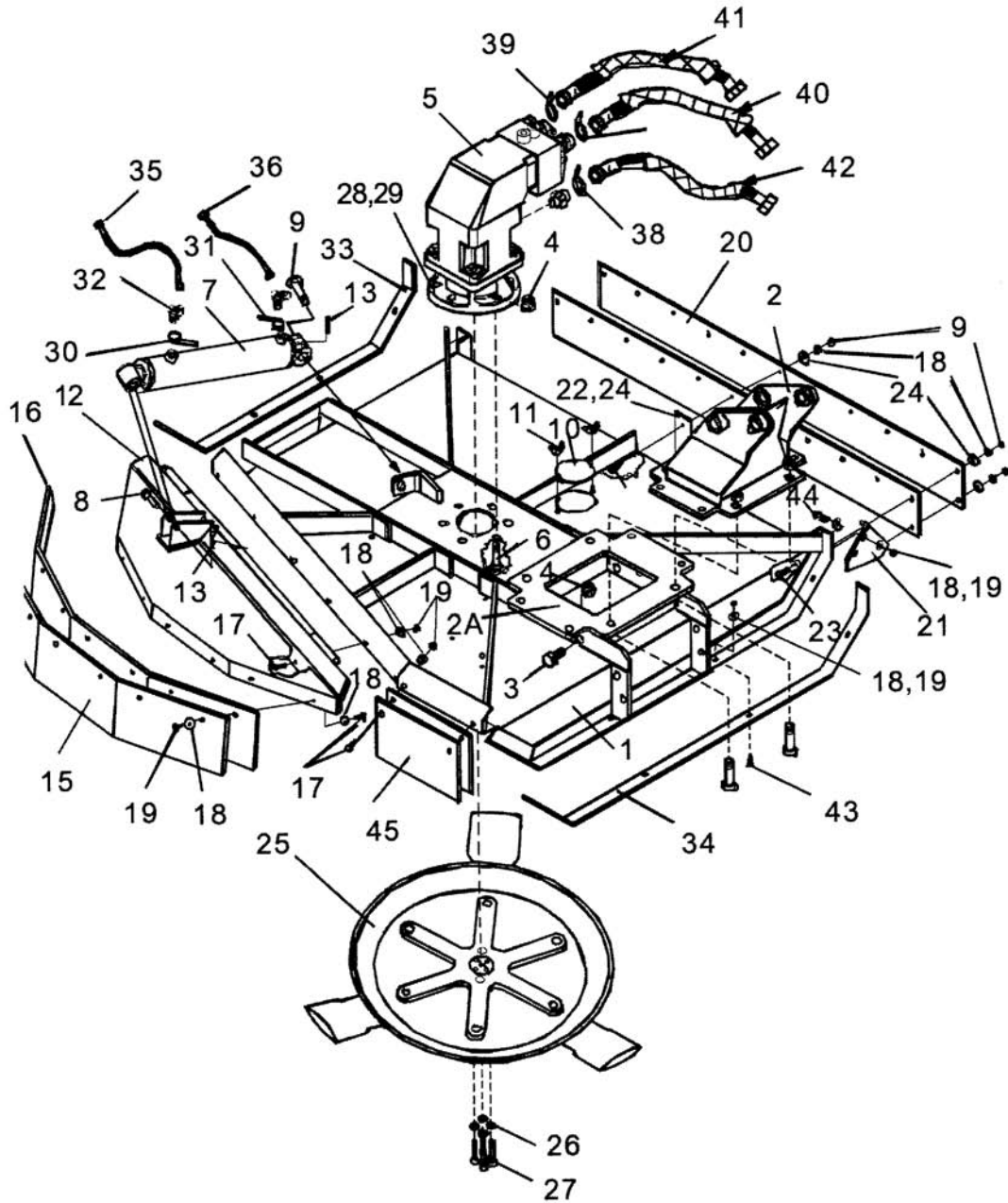


50 IN HEAD ASY (PART 1)

Continued...

ITEM	PART NO.	QTY.	DESCRIPTION
	02980202	-	50" X-FRAME SQUARE HEAD ASY.
1	02974664	1	DECK WLD`MT, 50" SQ. HEAD
2	02971928	1	HITCH POST, 4 BAR
2A	02980205	1	HITCH POST ADAPTER WLD`MT
3	02959390	14	BOLT
4	00037200	20	LOCKNUT
5	02980204	1	MOTOR & SPINDLE ASY
6	02973438	6	BOLT
7	02961480A	1	CYLINDER ASY, DOOR
8	02976448	1	PIN, 5/8" X 2-1/2" DRILLED
9	651102	1	PIN, DRILLED
10	5710121	1	COVER PLATE
11	5F5180	2	WINGNUT
12	02974483	1	DOOR WLD`MT, 50" SQ HEAD
13	00755153	2	COTTER PIN
15	02975227	3	FLAP DEFLECTOR, DOOR
16	02975228	1	FLAP DEFLECTOR, DOOR
17	00753642	14	BOLT
18	00011100	50	FLATWASHER
19	00015800	34	LOCKNUT
20	02960886	2	FLAP DEFLECTOR, REAR
21	02957380	1	SIDE GUARD
22	02957496	1	REAR FLAP RETAINER
23	00023100	19	BOLT
24	02035800	25	WOOD WASHER
25	02964457	1	BLADE PAN ASY
26	00003901	4	LOCKWASHER
27	02886600	4	BOLT, SOCKET HEAD
28	02960553B	1	SPINDLE ASY.
29	02961038	1	GASKET
30	02968836	1	PLASTIC TIE, YELLOW
31	02968837	1	PLASTIC TIE, YELLOW / WHITE
32	02960018	2	ADAPTER, ELBOW
33	02960882	1	SKID SHOE, RH SIDE
34	02960883	1	SKID SHOE, LH SIDE
35	02968878	1	HOSE, 88" LONG
36	02968877	1	HOSE, 80" LONG
37	02968894	1	PLASTIC TIE, RED
38	02968895	1	PLASTIC TIE, BLUE
39	02968896	1	PLASTIC TIE, ORANGE
40	02968874	1	HOSE, 60" LONG - W/ RED TIE

50 IN HEAD ASY (PART 2)

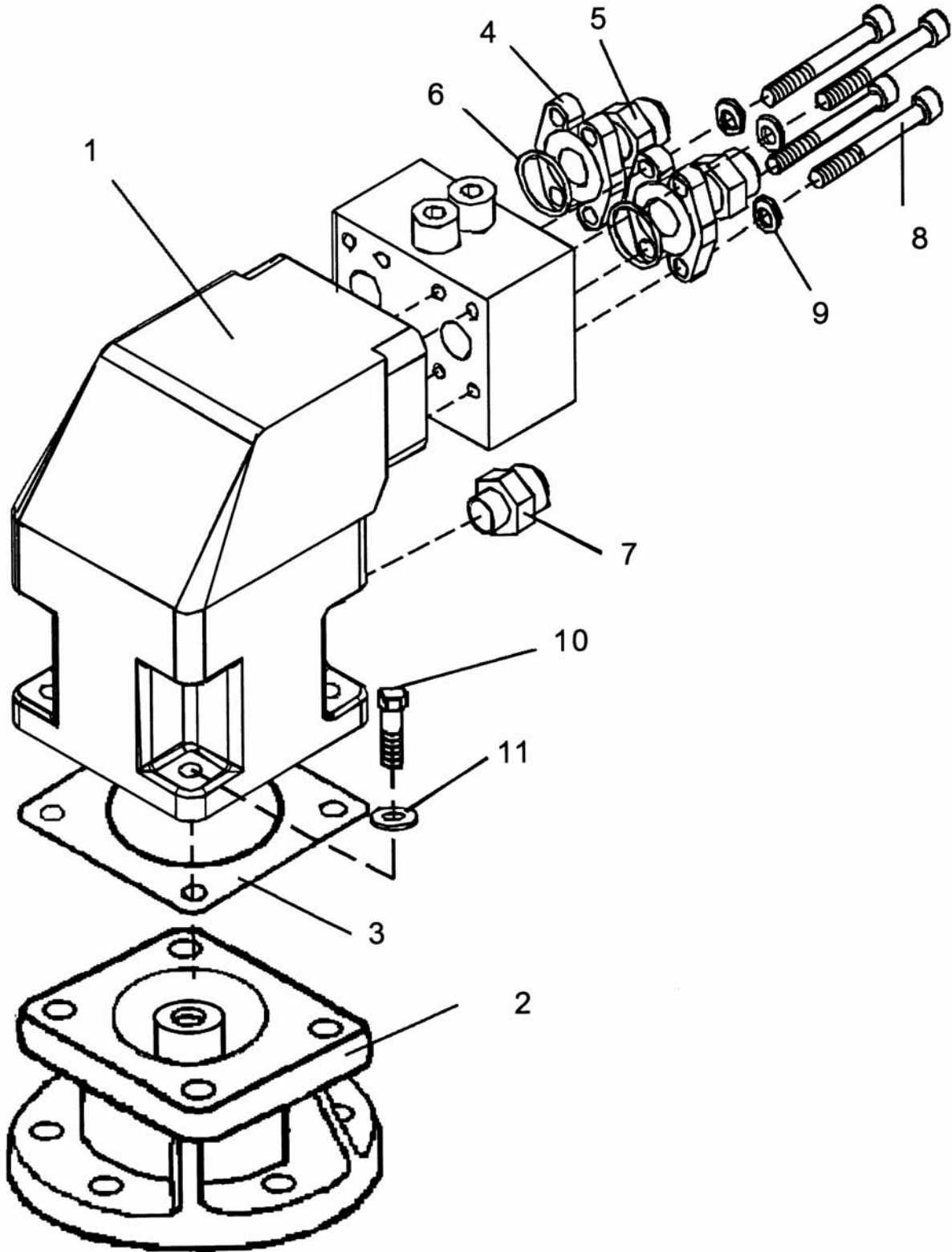


50 IN HEAD ASY (PART 2)

Continued...

ITEM	PART NO.	QTY.	DESCRIPTION
41	02968875	1	HOSE, 68" LONG - W/ ORANGE TIE
42	02968876	1	HOSE, 60" LONG - W/ BLUE TIE
43	00059700	7	BOLT, FLAT SOCKET HEAD COUNTER SUNK HEAD
44	00011400	2	BOLT, HEX HEAD
45	02960885	2	RUBBER FLAP, 7-1/8" X 13-1/4"
46	00007000	1	BOLT

50 IN MOTOR & SPINDLE ASY

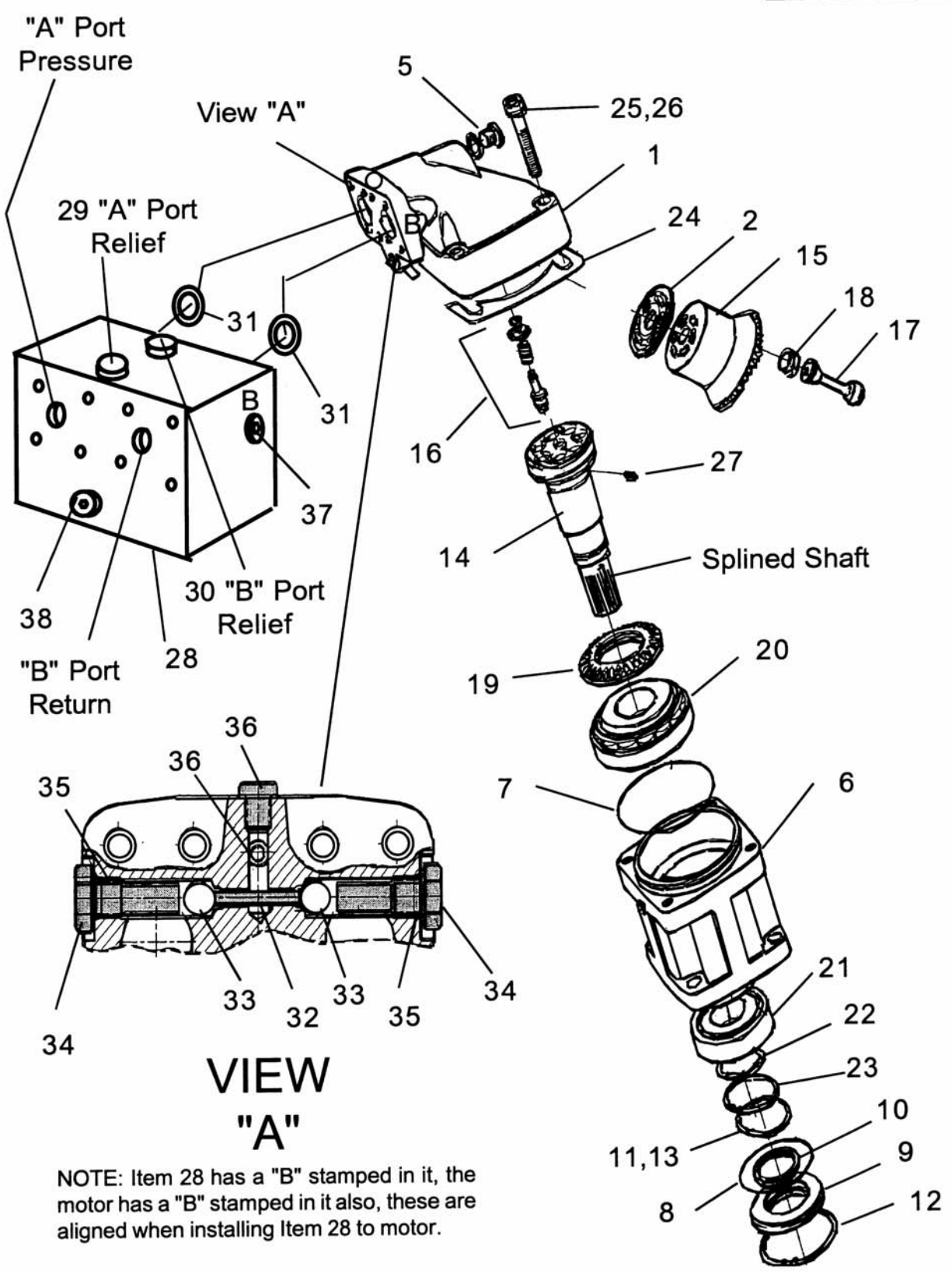


50 IN MOTOR & SPINDLE ASY

Continued...

ITEM	PART NO.	QTY.	DESCRIPTION
	02980204	-	MOTOR & SPINDLE ASY, F/ 50" ROTARY HEAD
1	02979881	1	MOTOR ASY, PISTON TYPE MOTOR
2	02960553B	1	SPINDLE ASY, SPLINED TYPE
3	02961038	1	GASKET, F/ MOTOR TO SPINDLE
4	02980235	4	FLANGE HALF
5	02980234	2	ADAPTER, STRAIGHT
6	02980237	2	O-RING
7	02980373	1	ADAPTER, STRAIGHT
8	02980236	8	BOLT
9	00022200	8	LOCKWASHER
10	02891800	4	BOLT
11	00019600	4	LOCKWASHER

50 IN MOTOR ASY - PARTS - PN 02979881 (PART 1)

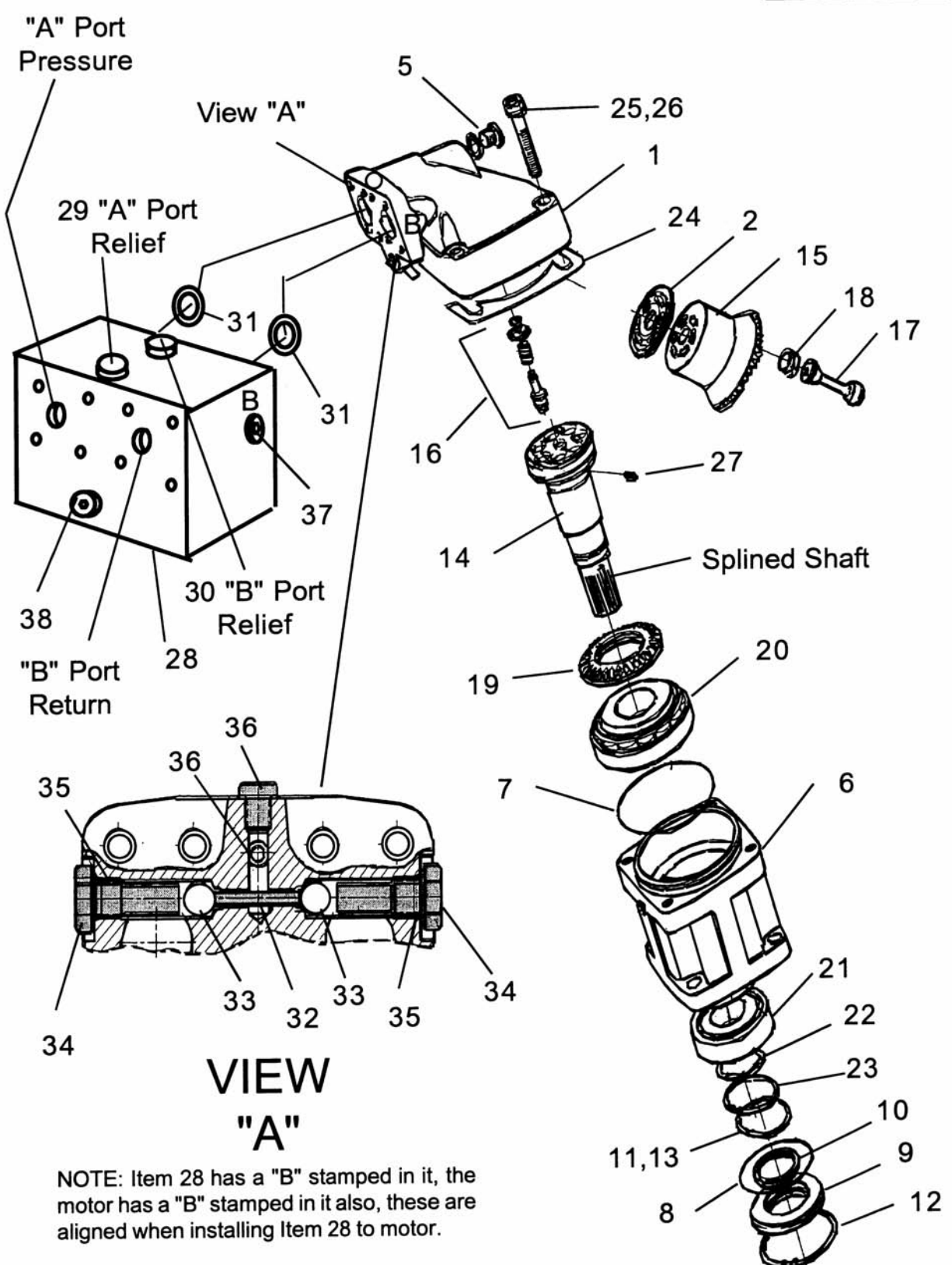


50 IN MOTOR ASY - PARTS - PN 02979881 (PART 1)

Continued...

ITEM	PART NO.	QTY.	DESCRIPTION
	02979881	-	MOTOR ASY, PISTON TYPE
1	02980529	1	BARREL HOUSING ASY
2	02980530	1	VALVE PLATE (IN ITEM 39)
4	02980536	1	NOZZLE
5	02980537	1	PLUG ASY, HEXAGON
6	02980538	1	BEARING HOUSING
7	02980539	1	O-RING (IN ITEM 39 & 40)
8	02980540	1	O-RING (IN ITEM 39 & 40)
9	02980541	1	SEAL CARRIER
10	02980542	1	SHAFT SEAL (IN ITEM 39 & 40)
11	02980543	1	SPACER WASHER
12	02980544	1	RETAINING RING
13	02980545	1	RETAINING RING
14	02980546	1	SHAFT ASY
15	02980548	1	CYLINDER BARREL (IN ITEM 39)
16	02980549	1	BARREL SUPPORT
17	02980550	7	PISTON ASY (IN ITEM 39)
18	02980551	21	RISTON RING
19	02980552	1	RING GEAR
20	02980553	1	BEARING ASY, CUP & CONE
21	02980554	1	BEARING ASY, CUP & CONE
22	02980555	-	SPACER WASHER
23	02980556	1	RETAINING RING
24	02980557	-	SHIM, .020" (0.5)
	02980558	-	SHIM, .007" (0.2)
	02980559	-	SHIM, .015" (0.4)
	02980560	-	SHIM, .023" (0.6)
	02980561	-	SHIM, .030" (0.8)
	02980562	-	SHIM, .039" (1.0)
	02980563	-	SHIM, .027" (0.7)
25	02980564	4	BOLT, SOCKET HEAD
26	02980565	4	LOCKWASHER M13 X 19.5
27	02980547	1	GUIDE PIN
28	02980571	1	RELIEF MANIFOLD
	02980570	-	SEAL KIT, F/ RELIEF VALVE
29	02980568	1	RELIEF VALVE, 4061 PSI (280 BAR)
30	02980569	1	RELIEF VALVE, 4786 PSI (330 BAR)
31	02980237	2	O-RING
32	02980531	1	FLAT KEY
33	02980532	2	BALL
34	02980533	2	PLUG, HEXAGON

50 IN MOTOR ASY - PARTS - PN 02979881 (PART 2)

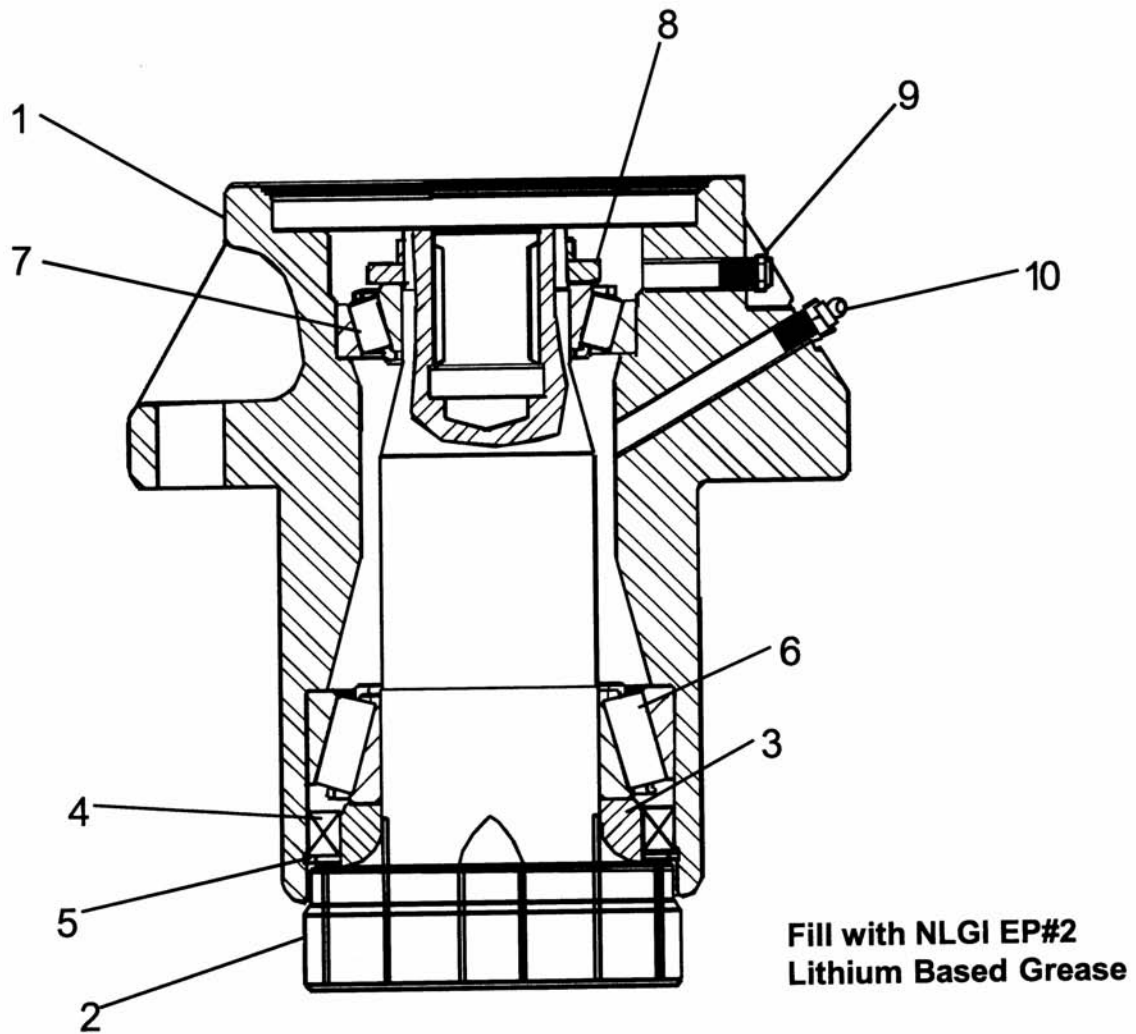


50 IN MOTOR ASY - PARTS - PN 02979881 (PART 2)

Continued...

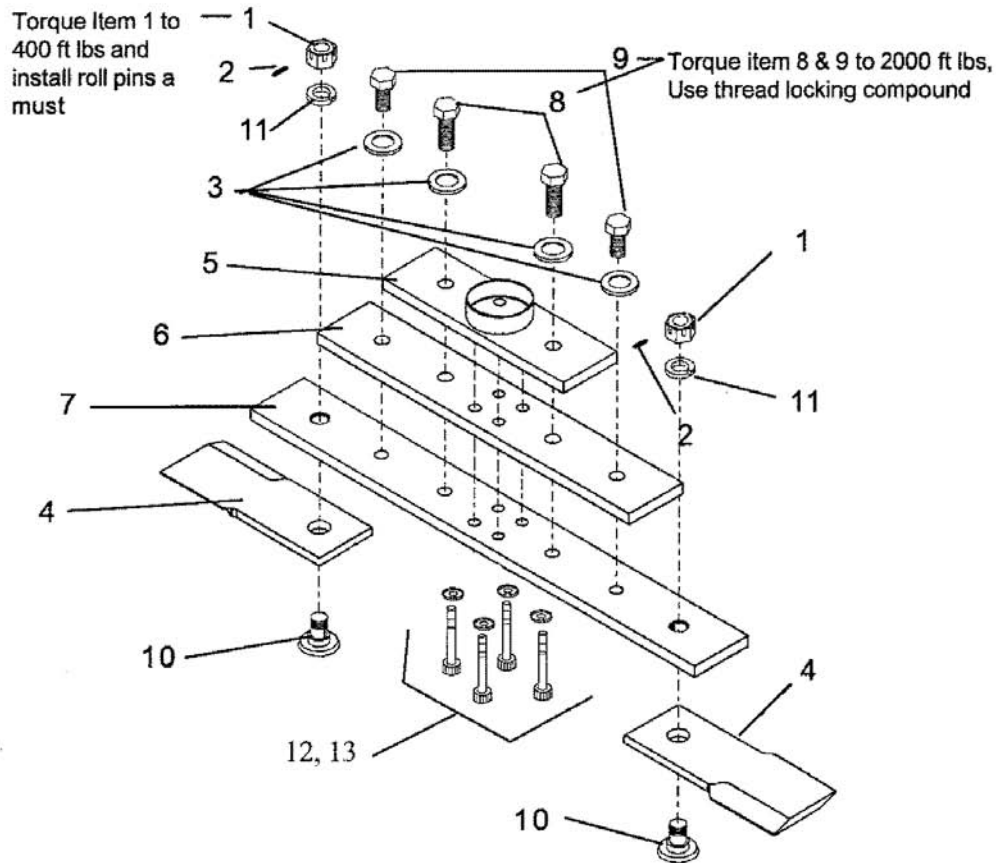
ITEM	PART NO.	QTY.	DESCRIPTION
35	02980534	2	O-RING
36	02980535	2	PLUG ASY
37	02980572	2	PLUG ASY
38	02980573	1	PLUG ASY
39	02980566	1	REBUILD KIT (ITEMS 2,7,8,10,15 & 17)
40	02980567	1	SEAL KIT (ITEMS 7,8 &10)

50 IN SPINDLE ASY - PN 02960553B



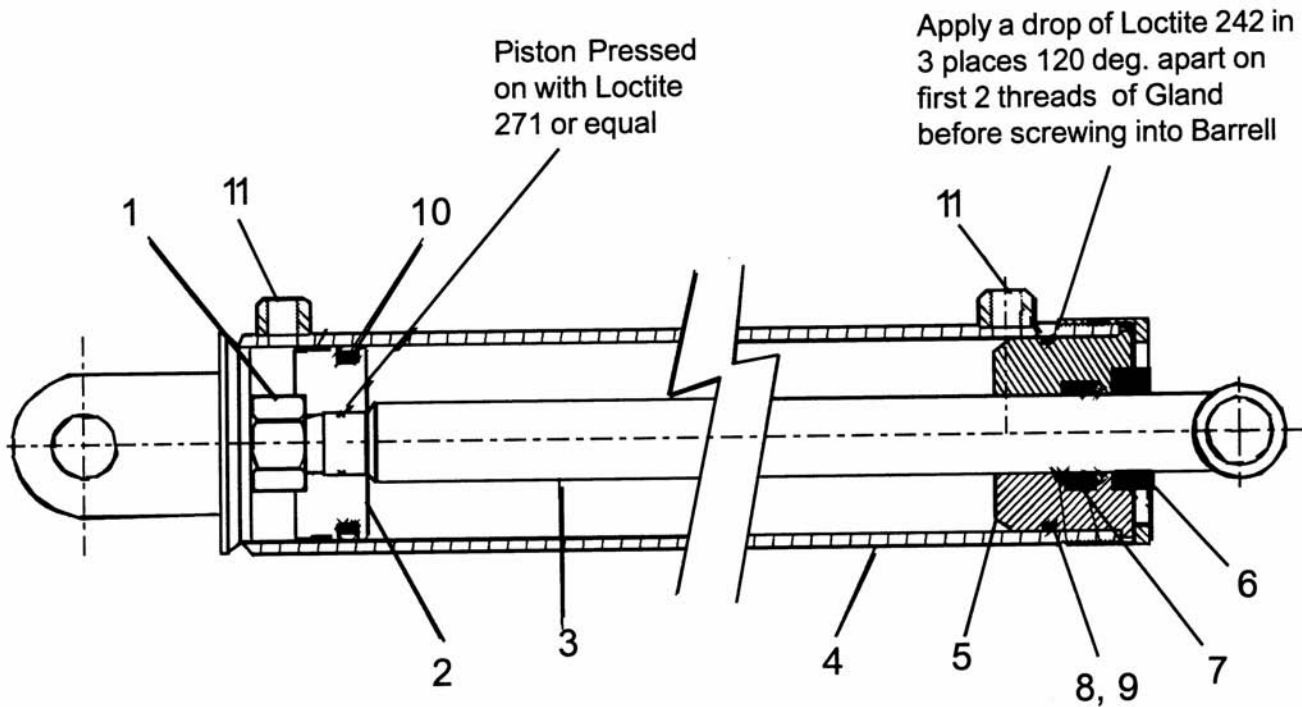
ITEM	PART NO.	QTY.	DESCRIPTION
	02960553B	-	SPINDLE & HOUSING ASY
1	02963815	1	HOUSING
2	02960561	1	SPINDLE
3	02960558	1	BEARING RING
4	02960559	1	SEAL
5	00754627	1	SNAP RING
6	02960557	1	BEARING ASY, CUP & CONE
7	00769938	1	BEARING ASY, CUP & CONE
8	02962030	1	NUT
9	02979570	1	GREASE RELIEF FITTING
10	00003500	1	GREASE FITTING

60 IN BLADE CARRIER ASY (BAR) - PN 02969230



ITEM	PART NO.	QTY.	DESCRIPTION
	02969230	-	BLADE BAR ASY
1	00020900	2	NUT
2	00023200	2	ROLL PIN
3	02969234	4	FLATWASHER
4	02761500	1	BLADE SET, MATCHED SET OF 2
5	02971387	1	BLADE BAR LEAF, TOP LEAF
6	02969232	1	BLADE BAR LEAF, MIDDLE LEAF
7	02969233	1	BLADE BAR LEAF, BOTTOM LEAF
8	02969235	2	BOLT, LONG BOLT
9	02969236	2	BOLT, SHORT BOLT
10	02782900	2	BLADE BOLT
11	02957089	2	LOCKWASHER
12	00003901	-	LOCKWASHER, 3/4" PL HEAVY
13	02964861	-	BOLT, SOCKET HEAD 3/4"-NC X 4" PL GR8
14	02984572	1	BLADE BOLTS, NUTS, ROLLPIN KIT (INCLUDES 2 EACH OF ITEMS 1, 2, & 10)

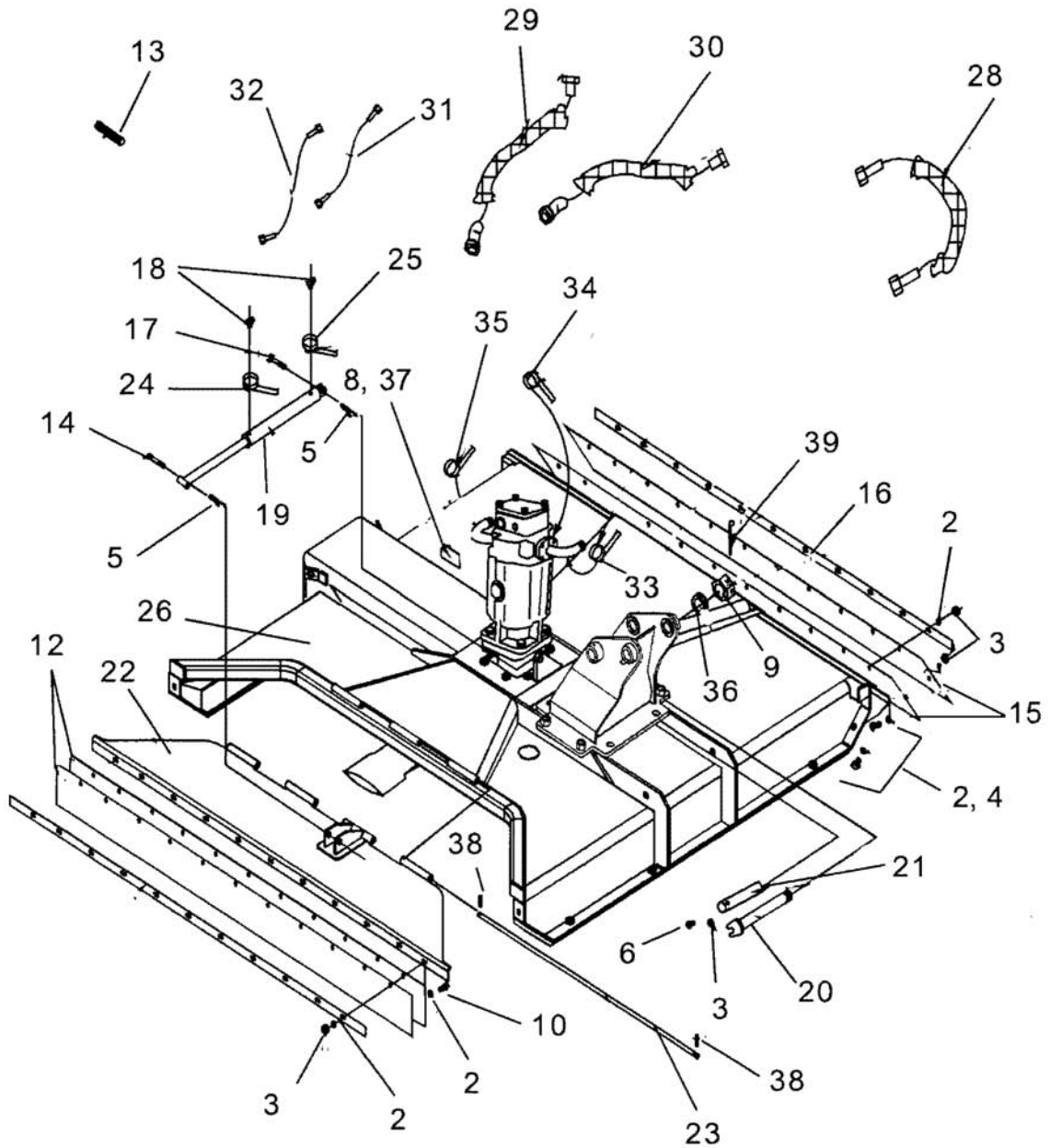
60 IN DOOR CYL ASY - PN 02961480A



ITEM	PART NO.	QTY.	DESCRIPTION
	02961480A	-	DOOR CYLINDER ASY
1	5JRC12160	1	LOCKNUT
2	33309	1	PISTON
3	02975865	1	ROD WLD'MT
4	02975866	1	TUBE / BARRELL WLD'MT
5	02975867	1	CYLINDER HEAD
6	* SEAL KIT	1	ROD WIPER SEAL (IN ITEM 12)
7	* SEAL KIT	1	ROD SEAL (IN ITEM 12)
8	* SEAL KIT	1	O-RING (IN ITEM 12)
9	* SEAL KIT	1	SEAL (IN ITEM 12)
10	* SEAL KIT	1	PISTON SEAL (IN ITEM 12)
11	-----	-	O-RING F/ O-RING BOSS FITTING
12	02975528	1	SEAL KIT (ITEMS 6 THRU 10)

THIS PAGE INTENTIONAL LEFT BLANK

60 IN HEAD ASY - SN 02050 & DOWN

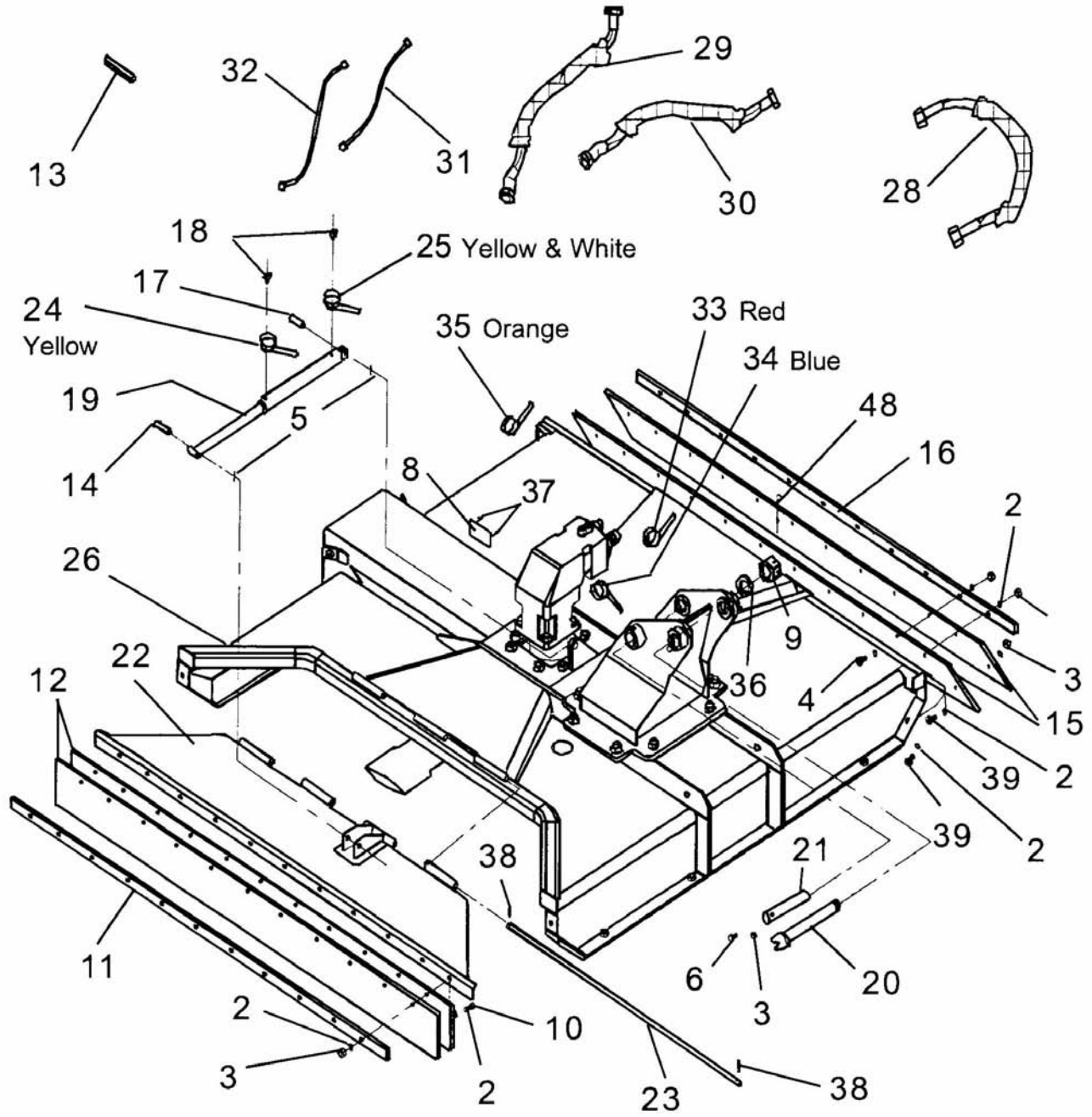


60 IN HEAD ASY - SN 02050 & DOWN

Continued...

ITEM	PART NO.	QTY.	DESCRIPTION
	02968858	-	ROTARY HEAD ASY, 60" W/ BAR CARRIER (NON-SALABLE)
2	00011100	46	FLATWASHER
3	00015800	24	LOCKNUT
4	00007000	12	BOLT
5	00755153	2	COTTER PIN
6	02970595	1	BOLT
8	NFS	1	SERIAL NUMBER PLATE
9	02971701	1	SLOTTED NUT
10	00023100	11	BOLT
11	00756875	1	FLAP HOLD DOWN BAR
12	00759862	2	SHIELD, DEBRIS DEFLECTOR
13	02767500	1	HEX WRENCH, SPECIAL
14	02976448	1	PIN
15	02885700	2	REAR FLAP
16	02885800	1	REAR CLAMP BAR
17	651102	1	PIN
18	02960018	2	ADAPTER, ELBOW
19	02961480	1	CYLINDER ASY
20	02971720	1	PIN WLD`MT
21	02971756	1	PIN
22	02967775	1	DOOR
23	02967782	1	ROD, HINGE
24	02968836	1	PLASTIC TIE, YELLOW
25	02968837	3	PLASTIC TIE, YELLOW / WHITE
26	02968856	-	ROTARY HEAD SUB-ASY, 60" (NON-SALABLE)
27	02968873	-	DECALS, (SEE SAFETY SECTION)
28	02968874	1	HOSE, (LARGE) - W/ RED TIE - PRESSURE HOSE
29	02968875	1	HOSE, (LARGE) - W/ ORANGE TIE - RETURN HOSE
30	02968876	1	HOSE, (LARGE) - W/ BLUE TIE - CASE DRAIN
31	02968877	1	HOSE, (SMALL) - W/ YELLOW / WHITE - DOOR CYL
32	02968878	1	HOSE, (SMALL) - W/ YELLOW TIE - DOOR CYL
33	02968894	1	PLASTIC TIE, RED
34	02968895	1	PLASTIC TIE, BLUE
35	02968896	1	PLASTIC TIE, ORANGE
36	02971702	1	WASHER
37	3710151	2	METAL TACK
38	99338S	1	ROLL PIN
39	165020	1	COTTER PIN

60 IN HEAD ASY - SN 02051 & UP

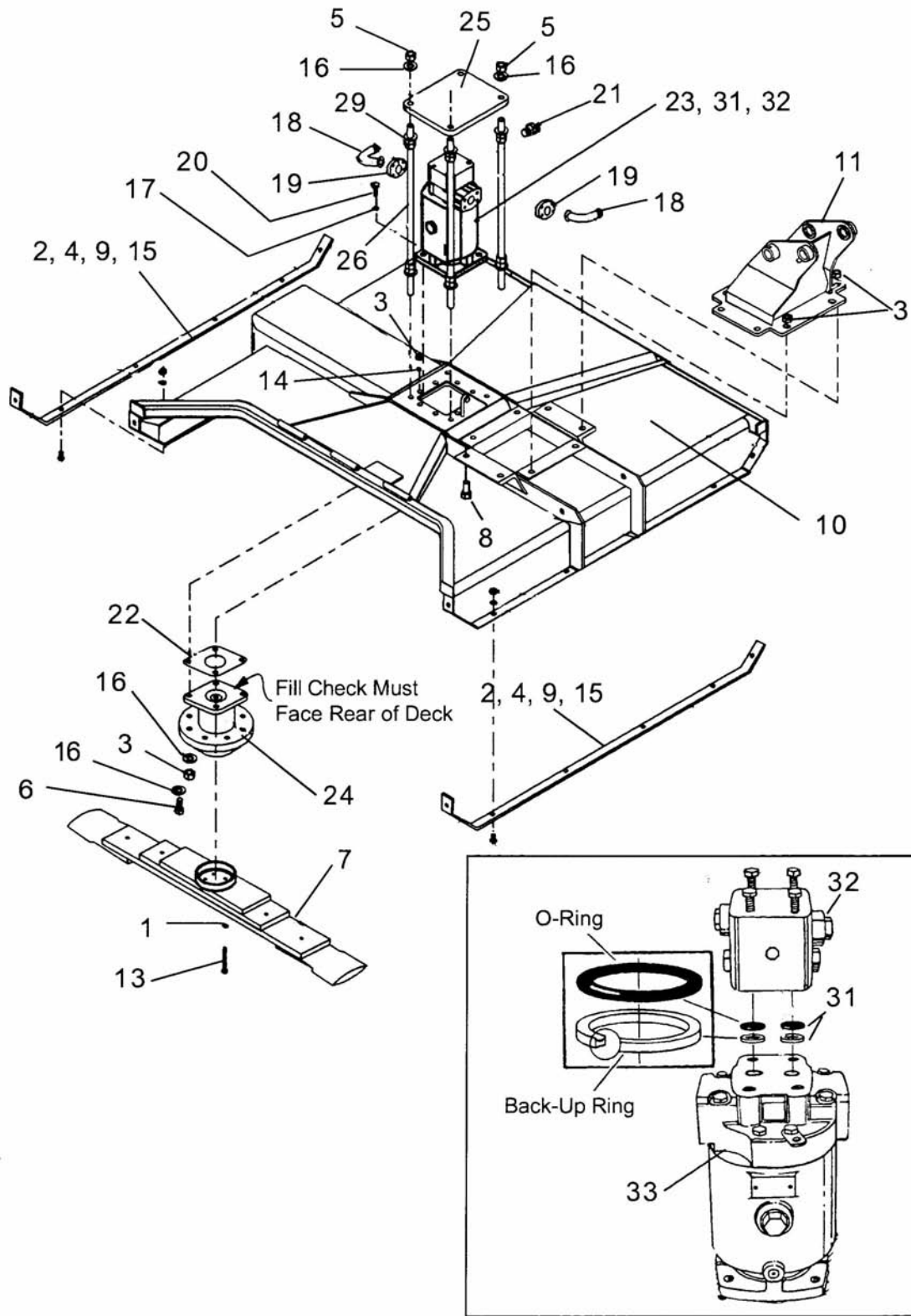


60 IN HEAD ASY - SN 02051 & UP

Continued...

ITEM	PART NO.	QTY.	DESCRIPTION
	02968858	-	ROTARY HEAD ASY, 60" W/BAR CARRIER (NON-SALABLE)
2	00011100	45	FLATWASHER
3	00015800	23	LOCKNUT
4	00007000	11	BOLT
5	00755153	2	COTTER PIN
6	02970595	1	BOLT
8	02971500	1	PLATE, ALAMO S/N
9	02971701	1	NUT
10	00023100	10	BOLT
11	00756875	1	FLAP HOLD DOWN BAR
12	00759862	2	SHIELD, DEBRIS DEFLECTOR
13	02767500	1	HEX WRENCH, MODIFIED
14	02976448	1	PIN, 2-1/2" LONG
15	02885700	1	REAR FLAP, 10" HIGH X 63" LONG
16	02885800	1	REAR CLAMP BAR
17	651102	1	PIN, 2" LONG
18	02960018	2	ADAPTER, ELBOW
19	02961480	1	CYLINDER ASY, DOOR
20	02971720	1	PIN WLD`MT, 11-1/2" LONG
21	02971756	1	PIN, 9" LONG
22	02971963	1	DOOR WLD`MT
23	02967782	1	ROD, HINGE
24	02968836	1	PLASTIC TIE, YELLOW
25	02968837	1	PLASTIC TIE, YELLOW & WHITE
26	02968856	1	60" SQ. HD SUB-ASY.
27	02968873	1	DECAL KIT
28	02968874	1	HOSE, # 16 W/ RED PLASTIC TIE
29	02968875	1	HOSE, # 16 W/ ORANGE PLASTIC TIE
30	02968876	1	HOSE, # 16 W/ BLUE PLASTIC TIE
31	02968877	1	HOSE, # 4 W/ YELLOW & WHITE PLASTIC TIE
32	02968878	1	HOSE, # 4 W/ YELLOW PLASTIC TIE
33	02968894	1	PLASTIC TIE, RED
34	02968895	1	PLASTIC TIE, BLUE
35	02968896	1	PLASTIC TIE, ORANGE
36	02971702	1	WASHER, NARROW
37	3710151	2	METAL TACK
38	99338S	2	ROLL PIN
39	00010600	2	BOLT
48	165020	1	COTTER PIN

60 IN HEAD SUB-ASY - SN 02050 & DOWN

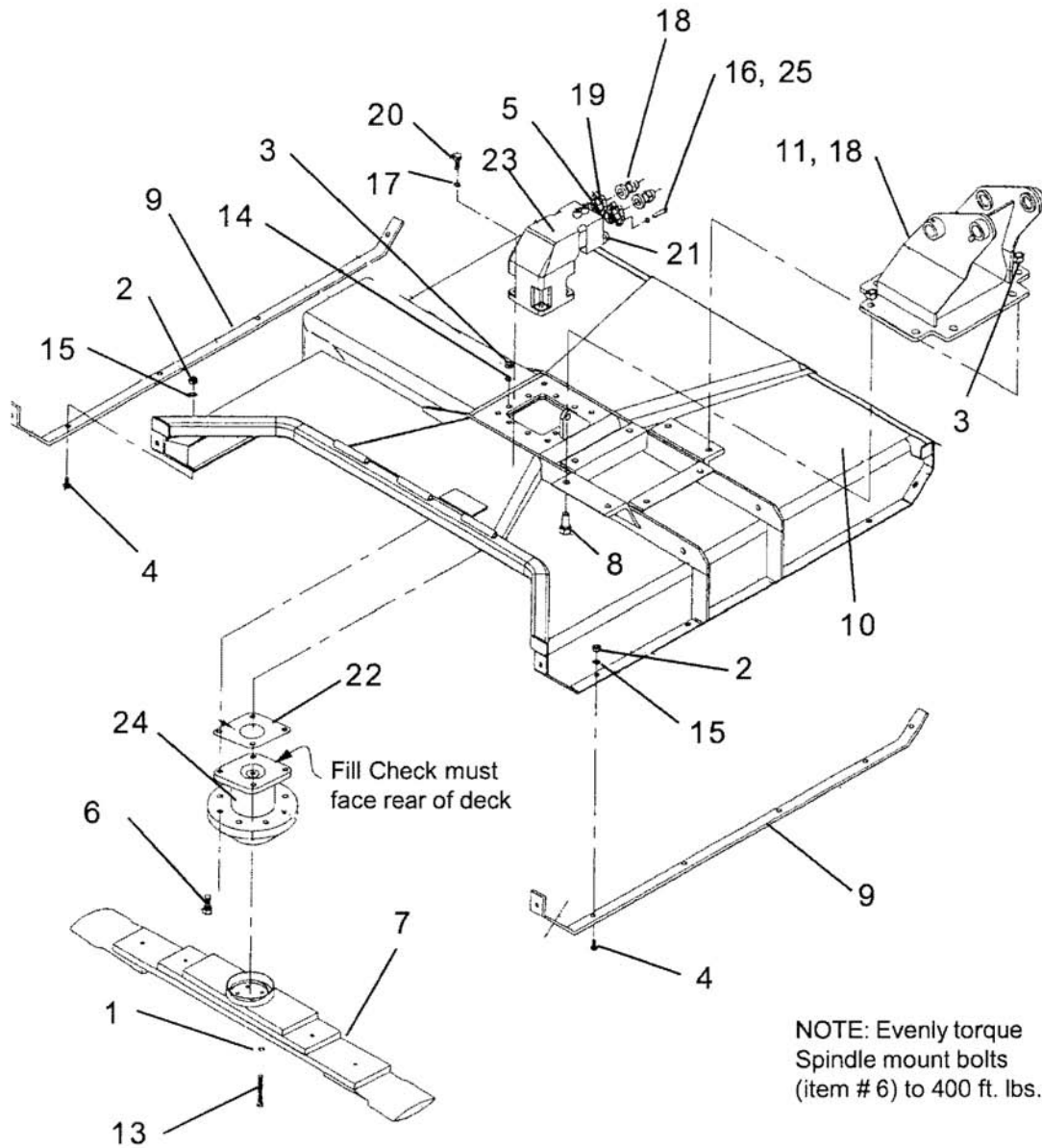


60 IN HEAD SUB-ASY - SN 02050 & DOWN

Continued...

ITEM	PART NO.	QTY.	DESCRIPTION
	02968858	-	ROTARY HEAD SUB-ASY, 60" (NON-SALABLE)
1	00003901	4	LOCKWASHER
2	00015800	14	LOCKNUT
3	00037200	16	LOCKNUT
4	00059700	14	BOLT
5	02979020	8	NUT
6	03200269	8	BOLT
7	02969230	1	BLADE BAR ASY
8	02892100	8	BOLT
9	02966899	2	SKID SHOE
10	02966900	1	DECK HEAD
11	02971928	1	HITCH POST
13	02964861	4	BOLT, SOCKET HEAD
14	5312316	16	FLATWASHER, HARDENED SPECIAL
15	15B600	14	WASHER
16	W67	16	WASHER
17	00019600	4	LOCKWASHER
18	00750316	2	HYDRAULIC FITTING, ELBOW
19	00750317	2	SPLIT FLANGE KIT
20	02891800	4	HYDRAULIC FITTING, ELBOW
21	02958782	1	ADAPTER, HYD, STRAIGHT
22	02961038	1	GASKET, SPINDLE / MOTOR
23	02967193B	1	MOTOR ASY
24	02968859A	1	SPINDLE HOUSING
25	02978878	1	MOTOR PLATE
26	02970752	4	TIE ROD
29	02979021	16	NUT
31	02972094	1	SEAL KIT, VALVE BLOCK TO MOTOR
32	02971574	1	CARTRIDGE, RELIEF (4000 PSI)
32A	02981685	1	O-RING
32B	02981686	1	O-RING
32C	02981687	1	O-RING
32D	02981688	2	BACK-UP RING
33	02979511	1	GASKET, END COVER
34	02977905	1	MOTOR SEAL KIT

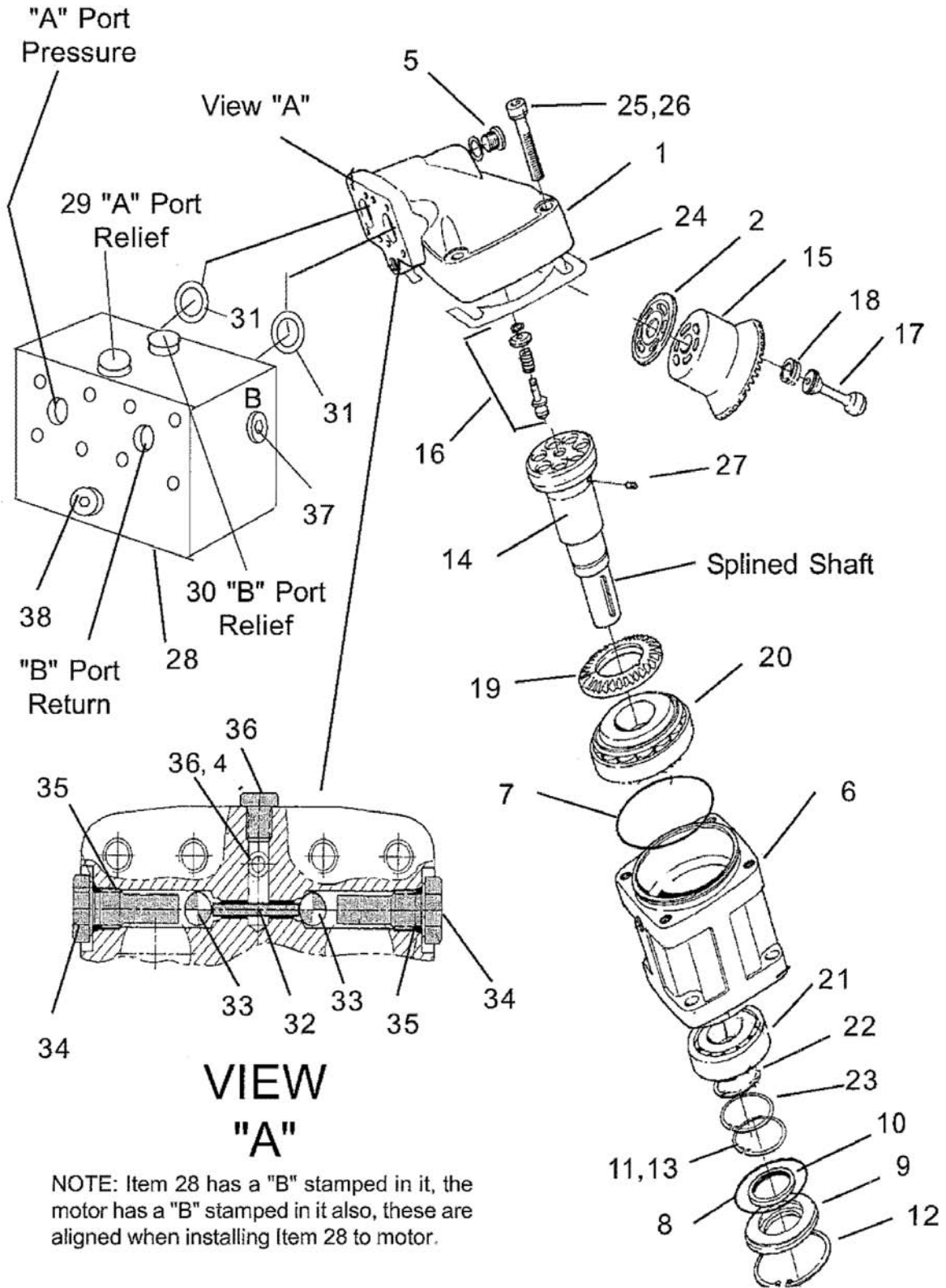
60 IN HEAD SUB-ASY - SN 02051 & UP



60 IN HEAD SUB-ASY - SN 02051 & UP

Continued...

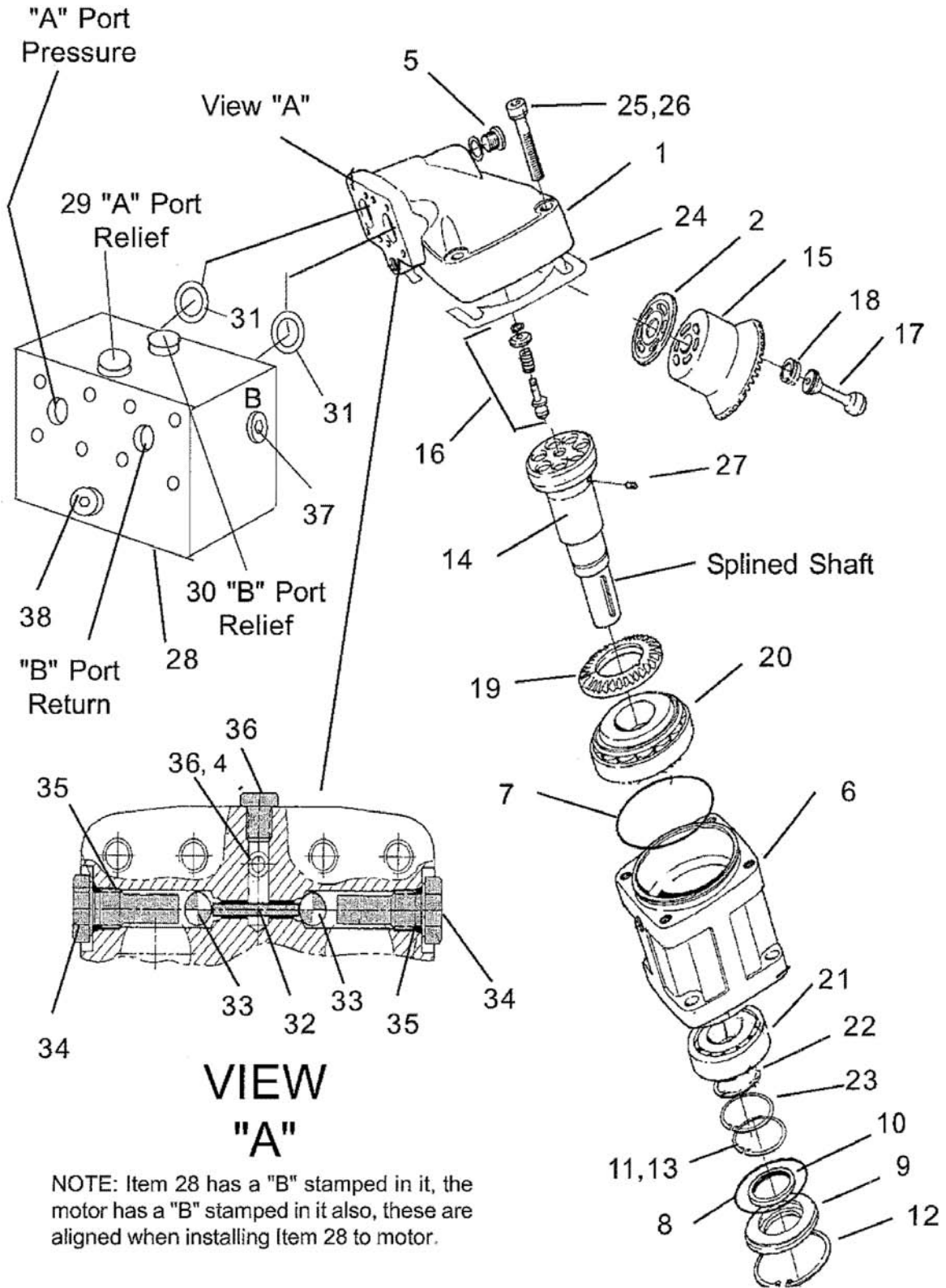
ITEM	PART NO.	QTY.	DESCRIPTION
	02968858	-	ROTARY HEAD ASY. W/ BAR CARRIER (NON SALABLE)
1	00003901	4	LOCKWASHER
2	00015800	14	LOCKNUT
3	00037200	16	LOCKNUT
4	00059700	14	BOLT
5	02980237	2	O-RING
6	03200269	8	BOLT
7	02969230	1	BLADE BAR ASY
8	02892100	8	BOLT
9	02966899	2	SKID SHOE
10	02966900	1	DECK HEAD WLD' MT
11	02971928	1	HITCH POST WLD' MT
13	02964861	4	BOLT
14	5312316	16	WASHER, HARDENED
15	15B600	14	WASHER
16	02980236	8	BOLT
17	00019600	4	LOCKWASHER
18	02980234	2	ADAPTER, STRAIGHT
19	02980235	4	FLANGE HALF
20	02891800	4	BOLT
21	02980373	1	ADAPTER, HYD.
22	02961038	1	GASKET, SPINDLE TO MOTOR
23	02979881	1	MOTOR ASY, PISTON TYPE
24	02968859A	1	SPINDLE HOUSING, SPLINED
25	00022200	8	LOCKWASHER



60 IN MOTOR ASY - PARTS - PN 02979881 - SN 02051 & UP (PART 1)

Continued...

ITEM	PART NO.	QTY.	DESCRIPTION
	02979881	-	MOTOR ASY, PISTON TYPE
1	02980529	1	BARREL HOUSING ASY
2	02980530	1	VALVE PLATE (IN ITEM 39)
4	02980536	1	NOZZLE PLUG 2.5MM
5	02980537	1	PLUG ASY, HEXAGON
6	02980538	1	BEARING HOUSING
7	02980539	1	O-RING (IN ITEM 39 & 40)
8	02980540	1	O-RING (IN ITEM 39 & 40)
9	02980541	1	SEAL CARRIER
10	02980542	1	SHAFT SEAL (IN ITEM 39 & 40)
11	02980543	1	SPACER WASHER
12	02980544	1	RETAINING RING
13	02980545	1	RETAINING RING
14	02980546	1	SHAFT ASY
15	02980548	1	CYLINDER BARREL (IN ITEM 39)
16	02980549	1	BARREL SUPPORT
17	02980550	7	PISTON ASY (IN ITEM 39)
18	02980551	21	RISTON RING
19	02980552	1	RING GEAR
20	02980553	1	BEARING ASY, CUP & CONE
21	02980554	1	BEARING ASY, CUP & CONE
22	02980555	-	SPACER WASHER
23	02980556	1	RETAINING RING
24	02980557	-	SHIM, .020" (0.5)
	02980558	-	SHIM, .007" (0.2)
	02980559	-	SHIM, .015" (0.4)
	02980560	-	SHIM, .023" (0.6)
	02980561	-	SHIM, .030" (0.8)
	02980562	-	SHIM, .039" (1.0)
	02980563	-	SHIM, .027" (0.7)
25	02980564	4	BOLT, SOCKET HEAD
26	02980565	1	SAFETY VALVE
27	02980547	1	GUIDE PIN
28	02980571	1	RELIEF MANIFOLD
	02980570	-	SEAL KIT, F/ RELIEF VALVE
29	02980568	1	RELIEF VALVE, 4061 PSI (280 BAR)
30	02980569	1	RELIEF VALVE, 4786 PSI (330 BAR)
31	02980237	2	O-RING
32	02980531	1	FLAT KEY
33	02980532	2	BALL
34	02980533	2	PLUG, HEXAGON

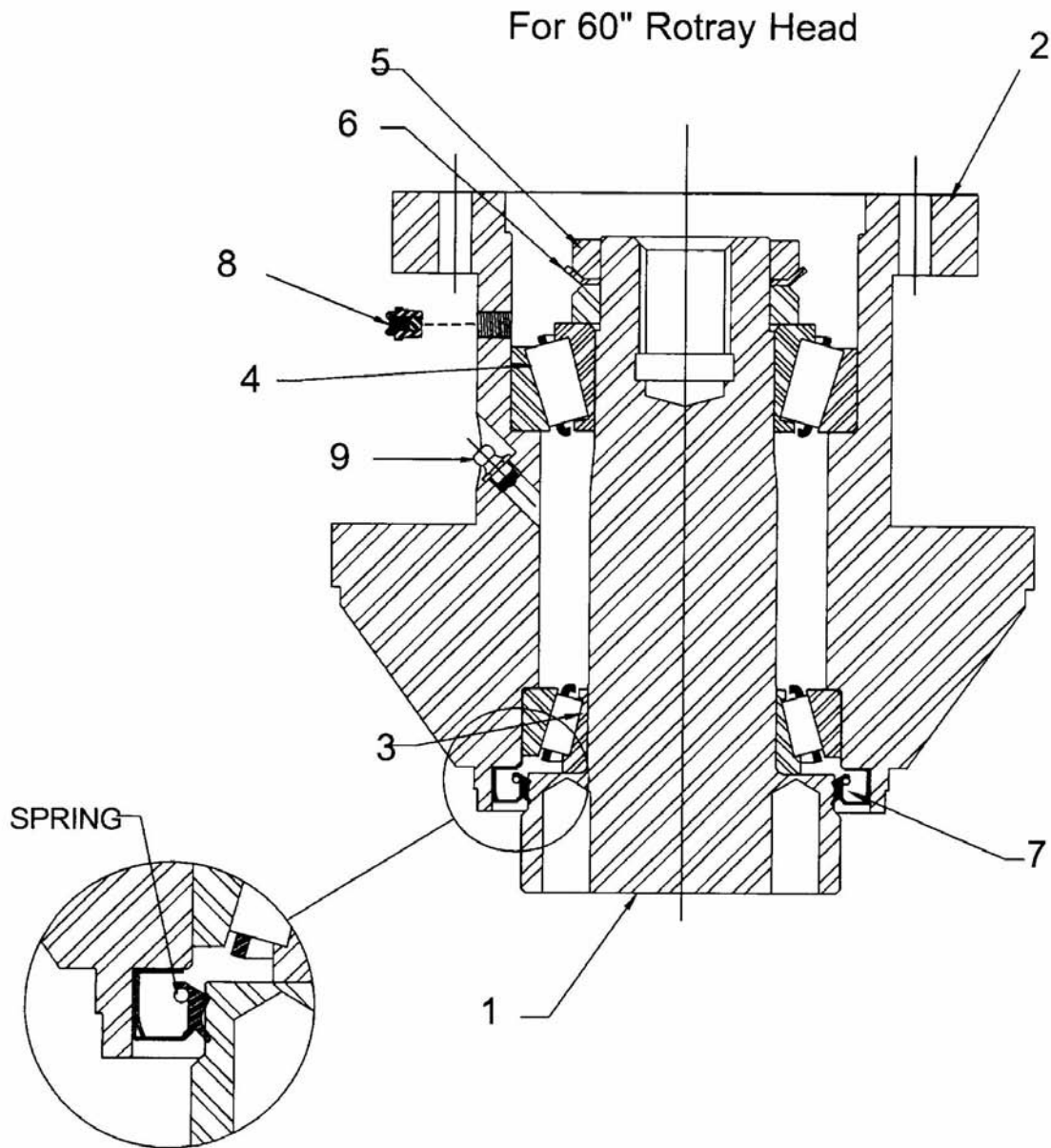


60 IN MOTOR ASY - PARTS - PN 02979881 - SN 02051 & UP (PART 2)

Continued...

ITEM	PART NO.	QTY.	DESCRIPTION
35	02980534	2	O-RING
36	02980535	2	PLUG ASY
37	02980572	2	PLUG ASY
38	02980573	1	PLUG ASY
39	02980566	1	REBUILD KIT (ITEMS 2,7,8,10,15 & 17)
40	02980567	1	SEAL KIT (ITEMS 7,8 &10)

60 IN SPINDLE ASY - PN 02968859A



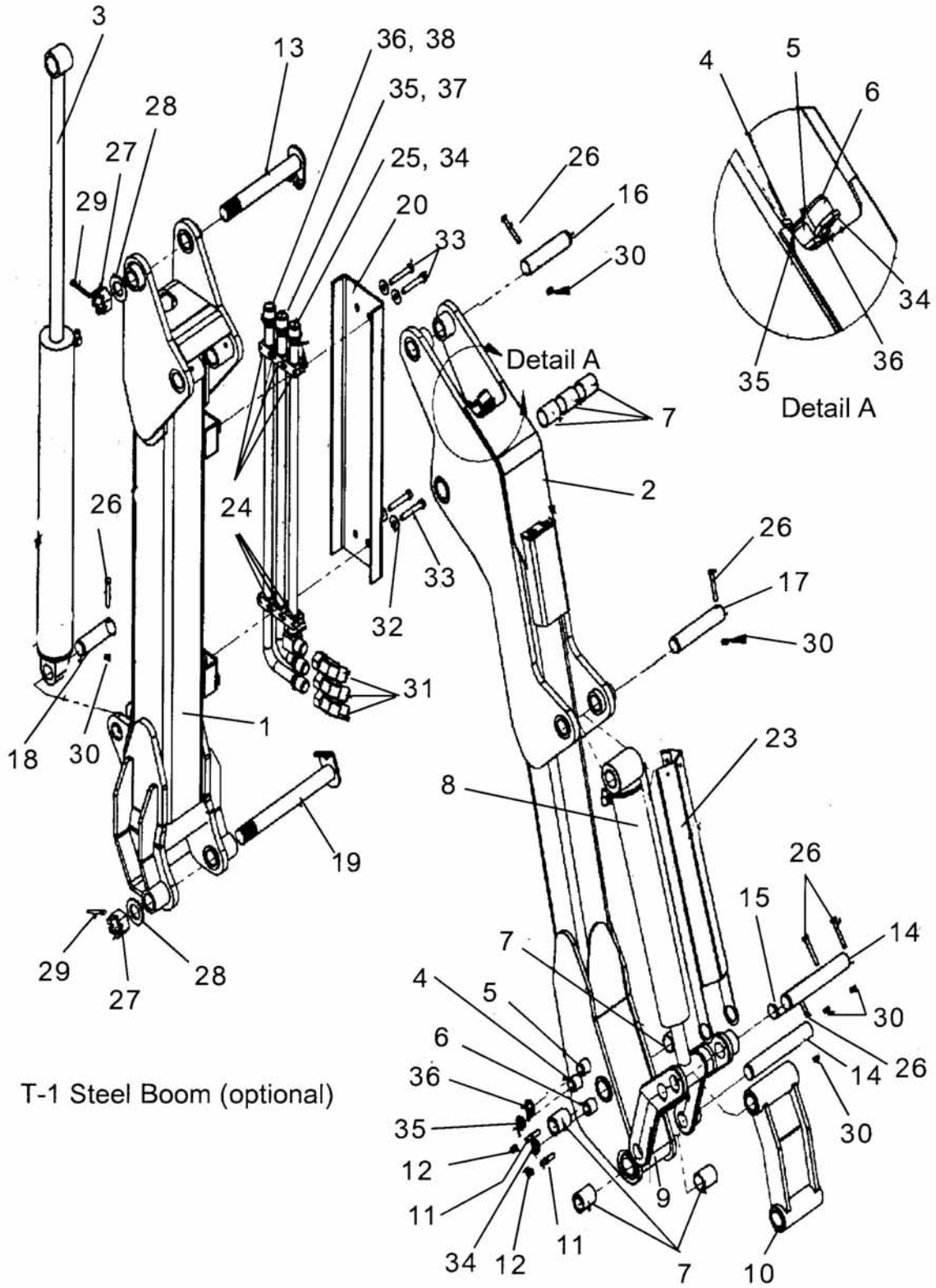
ITEM	PART NO.	QTY.	DESCRIPTION
	02968859	-	SPINDLE ASY, F/ 60" ROTARY HEAD
1	02967204	1	SPINDLE SHAFT
2	02967126	1	SPINDLE HOUSING
3	02967197	1	LOWER BEARING ASY, CUP & CONE
4	02967196	1	UPPER BEARING ASY, CUP & CONE
5	02909500	2	NUT

60 IN SPINDLE ASY - PN 02968859A

Continued...

ITEM	PART NO.	QTY.	DESCRIPTION
6	02909600	1	TANG WASHER
7	02967198	1	SEAL
8	02959018	1	RELIEF PLUG
9	00003500	1	GREASE FITTING

BOOM ASY - 17 FT (OPT ALLOY STEEL) - PN 02980034

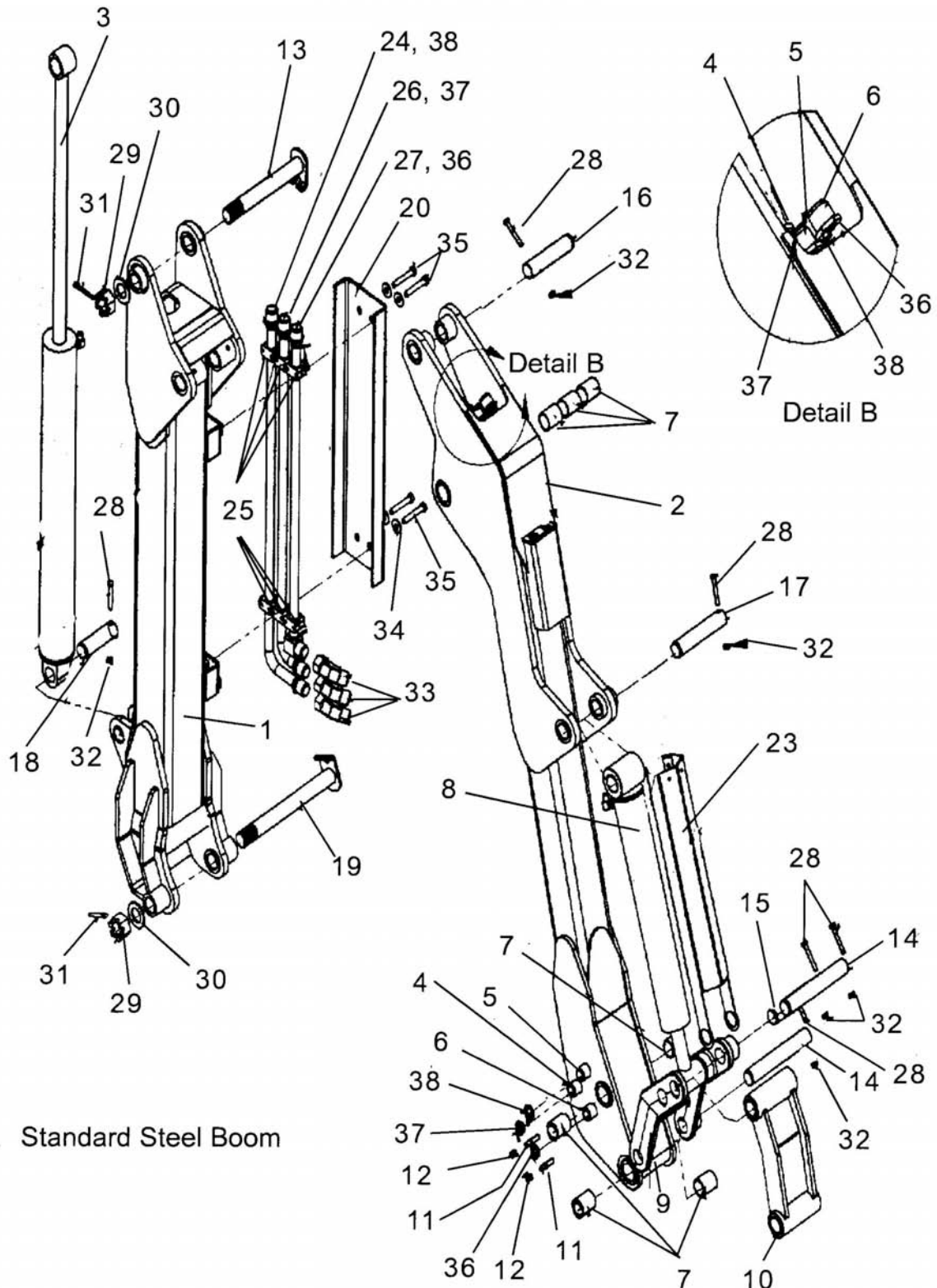


BOOM ASY - 17 FT (OPT ALLOY STEEL) - PN 02980034

Continued...

ITEM	PART NO.	QTY.	DESCRIPTION
	02980034	-	BOOM ARM ASY, ALLOY STEEL OPTIONAL
1	02980033	1	LIFT SECTION WLD`MT, ALLOY STEEL OPTIONAL
2	02980029	1	DIPPER SECTION WLD`MT, ALLOY STEEL OPTIONAL
3	02979920	1	CYLINDER ASY, DIPPER
4	02979916	1	HYDRAULIC TUBE, F/ 17 FT
5	02979917	1	HYDRAULIC TUBE, F/ 17 FT
6	02979918	1	HYDRAULIC TUBE, F/ 17 FT
7	02968803	7	BUSHING, TEFLON
8	02968806	1	CYLINDER & BEARING ASY, TILT CYL
9	02972816	1	LINK ARM MACHINED
10	02968805	1	LINKAGE ARM & BUSHING ASY
11	02965448	2	ADAPTER, HYD
12	02919600	2	CAP, HYD (4FJ)
13	02971705	1	PIN WLD`MT, 12" LG
14	02971755	2	PIN, CHROME 1-1/2" X 9-9/16" LG
15	02971754	1	PIN, CHROME 1-1/2" X 8-5/16" LG
16	02971752	1	PIN, CHROME 1-1/2" X 6-11/16" LG
17	02971753	1	PIN, CHROME 1-1/2" X 7-9/16" LG
18	02971751	1	PIN, CHROME 1-1/2" X 5-3/16" LG
19	02971703	1	PIN WLD`MT, 14-15/16" LG
20	02979922	1	COVER, HYD TUBE
21	02979301	1	CLAMP, HYD TUBE
22	02964673	1	BOLT
23	02968838	1	CYLINDER ROD GUARD ASY
24	03200375	6	CLAMP, TUBE 1 - POSITION
25	02980038	1	HYDRAULIC TUBE, F/ 17 FT
26	02970595	6	BOLT
27	02971701	2	SLOTTED NUT
28	02971702	2	FLATWASHER
29	165020	2	COTTER PIN
30	00015800	6	LOCKNUT
31	02959154	3	ADAPTER, HYD
32	00002700	4	FLATWASHER
33	000245	4	BOLT
34	02968895	4	PLASTIC TIE, BLUE
35	02968894	4	PLASTIC TIE, RED
36	02968896	4	PLASTIC TIE, ORANGE
37	02980039	1	HYDRAULIC TUBE, F/ 17 FT
38	02980040	1	HYDRAULIC TUBE, F/ 17 FT

BOOM ASY - 17 FT (STD STEEL) - PN 02979902



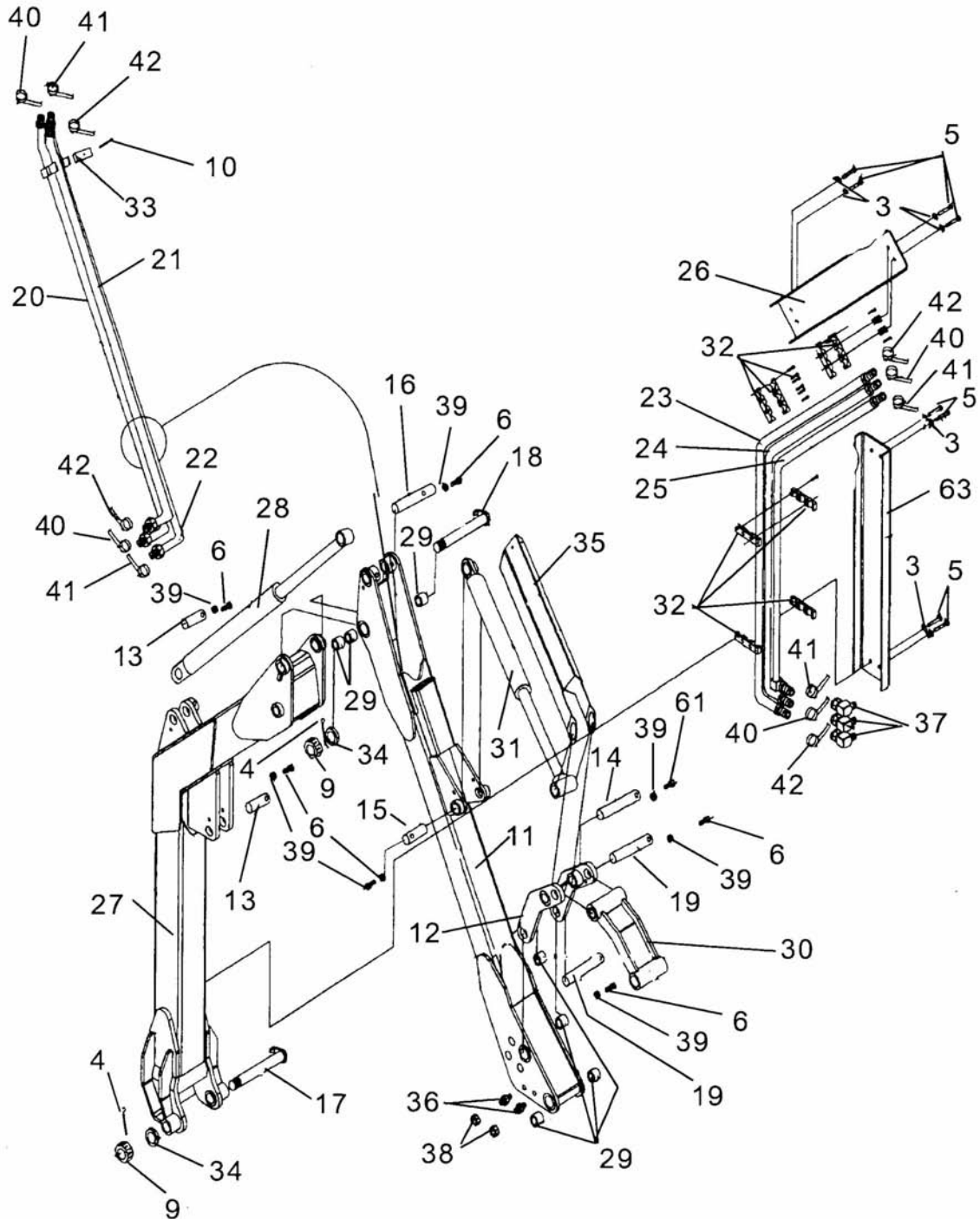
Standard Steel Boom

BOOM ASY - 17 FT (STD STEEL) - PN 02979902

Continued...

ITEM	PART NO.	QTY.	DESCRIPTION
	02979902	-	BOOM ASY, 17 FT. (STD STEEL)
1	02979903	1	LIFT SECTION WLD`MT (STD STEEL)
2	02979911	1	DIPPER SECTION WLD`MT (STD STEEL)
3	02979920	1	CYLINDER ASY, DIPPER
4	02979916	1	HYDRAULIC TUBE, F/ 17 FT
5	02979917	1	HYDRAULIC TUBE, F/ 17 FT
6	02979918	1	HYDRAULIC TUBE, F/ 17 FT
7	02968803	7	BUSHING, TEFLON
8	02968806	1	CYLINDER & BEARING ASY, TILT
9	02972816	1	LINK ARM, MACHINED
10	02968805	1	LINKAGE ARM & BUSHING ASY
11	02965448	2	ADAPTER, HYDRAULIC
12	02919600	2	CAP, HYDRAULIC (4FJ)
13	02971705	1	PIN WLD`MT, 12" LG
14	02971755	2	PIN, CHROME 1-1/2" X 9-9/16" LG
15	02971754	1	PIN, CHROME 1-1/2" X 8-5/16" LG
16	02971752	1	PIN, CHROME 1-1/2" X 6-11/16" LG
17	02971753	1	PIN, CHROME 1-1/2" X 7-9/16" LG
18	02971751	1	PIN, CHROME 1-1/2" X 5-3/16" LG
19	02971703	1	PIN WLD`MT, 14-15/16" LG
20	02979922	1	COVER, HYD TUBE
21	02979301	1	CLAMP, HYD TUBE
22	02964673	1	BOLT
23	02968838	1	CYLINDER ROD GUARD ASY
24	02980040	1	HYDRAULIC TUBE, 17 FT
25	03200375	6	CLAMP, TUBE 1 - POSITION
26	02980039	1	HYDRAULIC TUBE, F/ 17 FT
27	02980038	1	HYDRAULIC TUBE, F/ 17 FT
28	02970595	6	BOLT
29	02971701	2	SLOTTED NUT
30	02971702	2	FLATWASHER
31	165020	2	COTTER PIN
32	00015800	6	LOCKNUT
33	02959154	3	ADAPTER, HYD
34	00002700	4	FLATWASHER
35	000245	4	BOLT
36	02968895	4	PLASTIC TIE, BLUE
37	02968894	4	PLASTIC TIE, RED
38	02968896	4	PLASTIC TIE, ORANGE

BOOM ASY - 21 FT (STD & ALLOY STEEL) (PART 1)



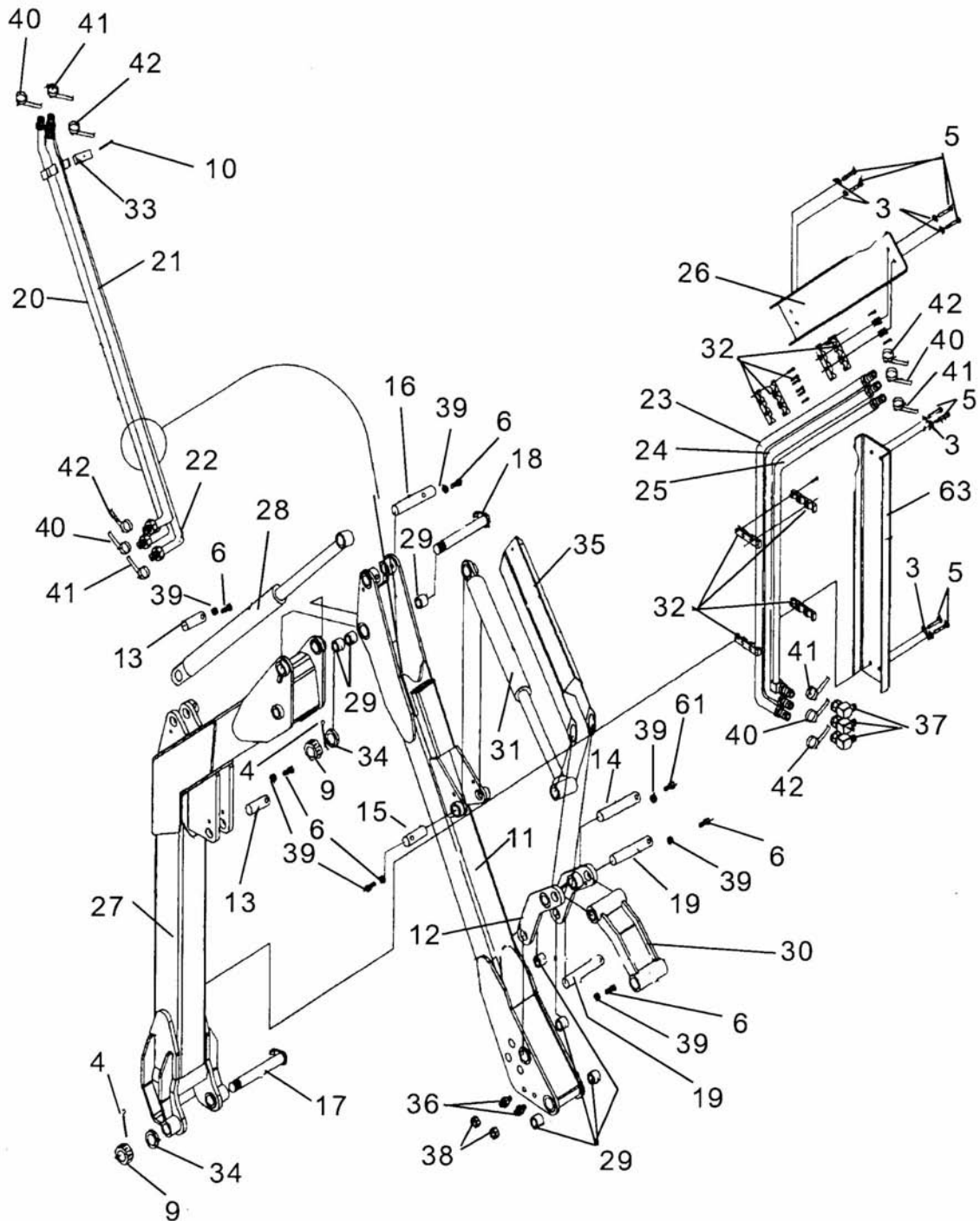
Boom Asy, 21 ft.
Standard Steel & Alloy Steel
Option

BOOM ASY - 21 FT (STD & ALLOY STEEL) (PART 1)

Continued...

ITEM	PART NO.	QTY.	DESCRIPTION
	02968801	-	BOOM ARM ASY, W/ STD STEEL BOOM
	02970852	-	BOOM ARM ASY, W/ ALLOY STEEL BOOM
3	00002700	8	FLATWASHER
4	165020	2	COTTER PIN
5	000245	8	BOLT
6	02970595	6	BOLT
9	02971701	2	SLOTTED NUT
10	02964673	1	BOLT
11	02968722	-	DIPPER SECTION WLD`MT, F/ STD STEEL BOOM
	02970849	-	DIPPER SECTION WLD`MT, F/ ALLOY STEEL BOOM
12	02972816	1	LINK ARM WLD`MT
13	02971751	2	PIN, CHROME 1-1/2" X 5-3/16" LONG
14	02971754	1	PIN, CHROME 1-1/2" X 8-5/16" LONG
15	02971753	1	PIN, CHROME 1-1/2" X 7-9/16" LONG
16	02971752	1	PIN, CHROME 1-1/2" X 6-11/16" LONG
17	02971703	1	PIN WLD`MT, 14-15/16" LONG
18	02971705	1	PIN WLD`MT, 12" LONG
19	02971755	2	PIN, CHROME 1-1/2" X 9-9/16" LONG
20	02968717	1	HYDRAULIC TUBE, DIPPER SECTION (RED TIE)
21	02968718	1	HYDRAULIC TUBE, DIPPER SECTION (ORANGE TIE)
22	02968719	1	HYDRAULIC TUBE, DIPPER SECTION (BLUE TIE)
23	02968714	1	HYDRAULIC TUBE, LIFT SECTION (RED TIE)
24	02968715	1	HYDRAULIC TUBE, LIFT SECTION (ORANGE TIE)
25	02968716	1	HYDRAULIC TUBE, LIFT SECTION (BLUE TIE)
26	02972156	1	COVER PLATE
27	02968713	1	LIFT SECTION WLD`MT, F/ STD STEEL BOOM
	02970848	1	LIFT SECTION WLD`MT, F/ ALLOY STEEL BOOM
28	02968802	1	DIPPER CYLINDER ASY
29	02968803	7	BUSHING, TEFLON
30	02968805	1	LINKAGE ARM ASY, W/ BUSHINGS
	02968803	4	BUSHING, TEFLON (INCLUDED IN LINKAGE ARM ASY)
31	02968806	1	TILT CYLINDER ASY
32	03200375	12	CLAMP
33	02959283	2	TUBE CLAMP
34	02971702	2	WASHER
35	02968838	1	CYLINDER GUARD
36	02965448	2	BULK HEAD FITTING
37	02959154	3	ADAPTER ELBOW, 45 DEG
38	02919600	2	BULK HEAD CAP NUT
39	00015800	7	LOCKNUT
40	02968894	4	PLASTIC TIE, RED

BOOM ASY - 21 FT (STD & ALLOY STEEL) (PART 2)



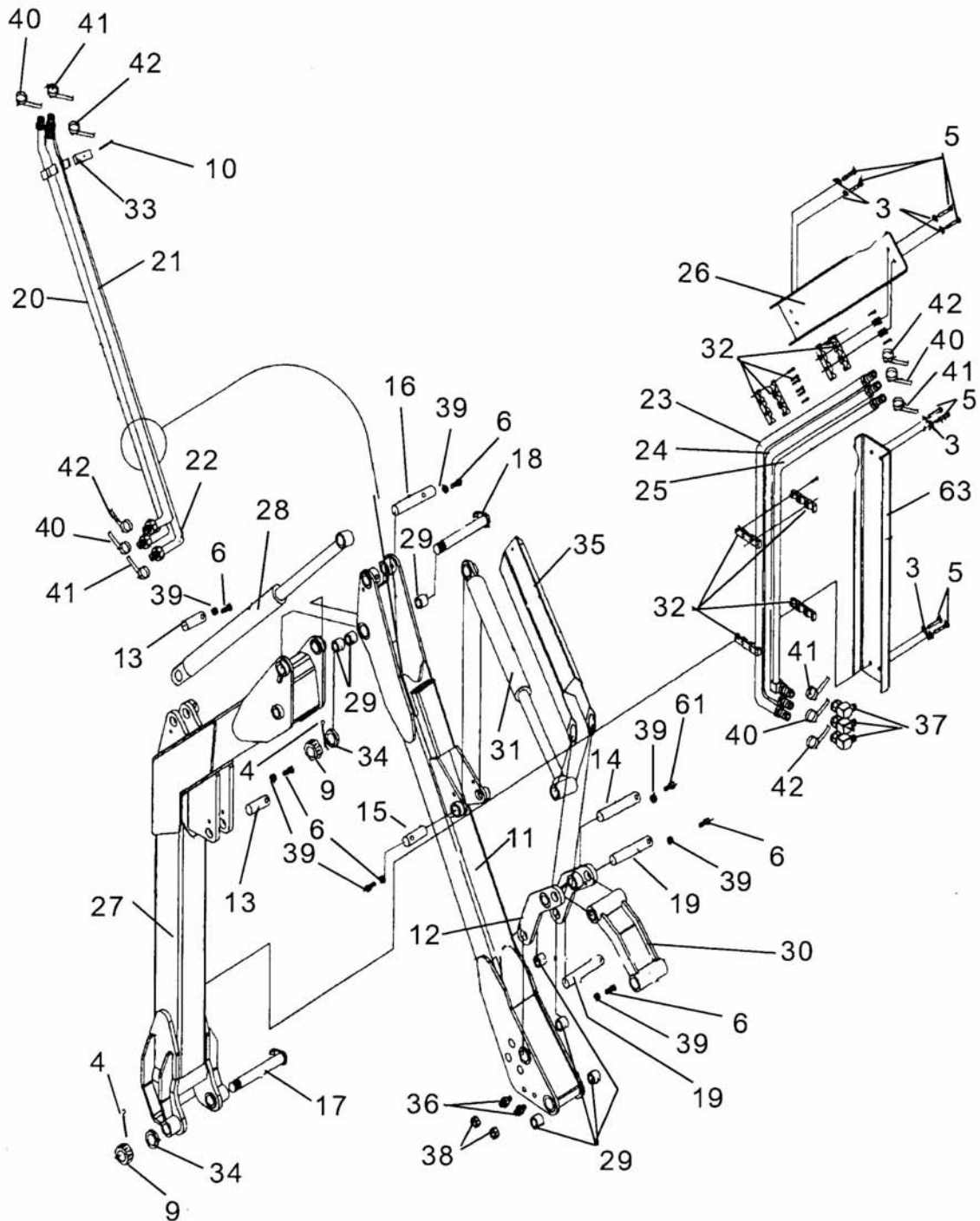
Boom Asy, 21 ft.
Standard Steel & Alloy Steel
Option

BOOM ASY - 21 FT (STD & ALLOY STEEL) (PART 2)

Continued...

ITEM	PART NO.	QTY.	DESCRIPTION
41	02968895	4	PLASTIC TIE, BLUE
42	02968896	4	PLASTIC TIE, ORANGE
61	02979028	1	BOLT
63	02972157	1	COVER

BOOM ASY - 24 FT (STD & ALLOY STEEL) (PART 1)



Boom Asy, 21 ft.
Standard Steel & Alloy Steel
Option

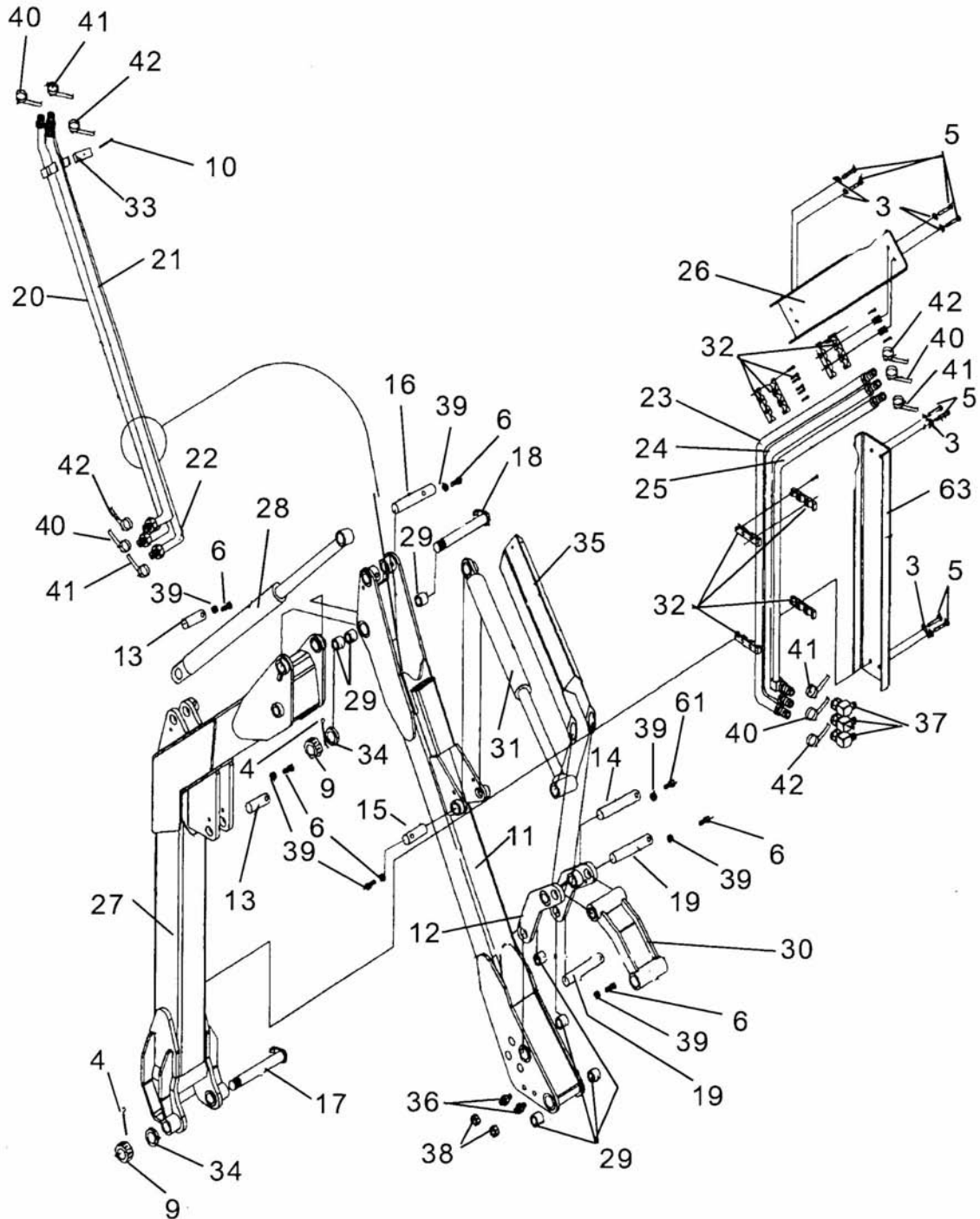
BOOM ASY - 24 FT (STD & ALLOY STEEL) (PART 1)

Continued...

ITEM	PART NO.	QTY.	DESCRIPTION
	02968861	-	BOOM ARM ASY, F/ STD STEEL BOOM
	02970853	-	BOOM ARM ASY, F/ ALLOY STEEL BOOM
3	00002700	8	FLATWASHER
4	165020	2	COTTER PIN
5	000245	8	BOLT
6	02970595	6	BOLT
9	02971701	2	SLOTTED NUT
10	02964673	1	BOLT
11	02967380	-	DIPPER SECTION WLD`MT, F/ STD STEEL BOOM
	02970851	-	DIPPER SECTION WLD`MT, F/ ALLOY STEEL BOOM
12	02972816	1	LINK ARM WLD`MT
13	02971751	2	PIN, CHROME 1-1/2" X 5-3/16" LG
14	02971754	1	PIN, CHROME 1-1/2" X 8-5/16" LG
15	02971753	1	PIN, CHROME 1-1/2" X 7-9/16" LG
16	02971752	1	PIN, CHROME 1-1/2" X 6-11/16" LG
17	02971703	1	PIN WLD`MT, 14-15/16" LG
18	02971705	1	PIN WLD`MT, 12" LG
19	02971755	2	PIN, CHROME 1-1/2" X 9-9/16" LG
20	02967947	1	HYDRAULIC TUBE, DIPPER SECTION (RED TIE)
21	02967948	1	HYDRAULIC TUBE, DIPPER SECTION (ORANGE TIE)
22	02967949	1	HYDRAULIC TUBE, DIPPER SECTION (BLUE TIE)
23	02968145	1	HYDRAULIC TUBE, LIFT SECTION (RED TIE)
24	02968146	1	HYDRAULIC TUBE, LIFT SECTION (ORANGE TIE)
25	02968147	1	HYDRAULIC TUBE, LIFT SECTION (BLUE TIE)
26	02972157	1	COVER PLATE
27	02967640	1	LIFT SECTION WLD`MT, F/ STD STEEL BOOM
	02970850	1	LIFT SECTION WLD`MT, F/ ALLOY STEEL BOOM
28	02968802	1	DIPPER CYLINDER ASY
29	02968803	7	BUSHING, TEFLON
30	02968805	1	LINKAGE ARM ASY, W/ BUSHINGS
	02968803	4	BUSHING, TEFLON (INCLUDED IN LINKAGE ARM ASY)
31	02968806	1	TILT CYLINDER ASY
32	03200375	12	CLAMP
33	02959283	2	TUBE CLAMP
34	02971702	2	WASHER
35	02968838	1	CYLINDER GUARD
36	02965448	2	BULK HEAD FITTING
37	02959154	3	ADAPTER ELBOW, 45 DEG
38	02919600	2	BULK HEAD CAP NUT
39	00015800	7	LOCKNUT
40	02968894	4	PLASTIC TIE, RED

Machete Boom 17 21 and 24 04-04 Rev 12-08

BOOM ASY - 24 FT (STD & ALLOY STEEL) (PART 2)



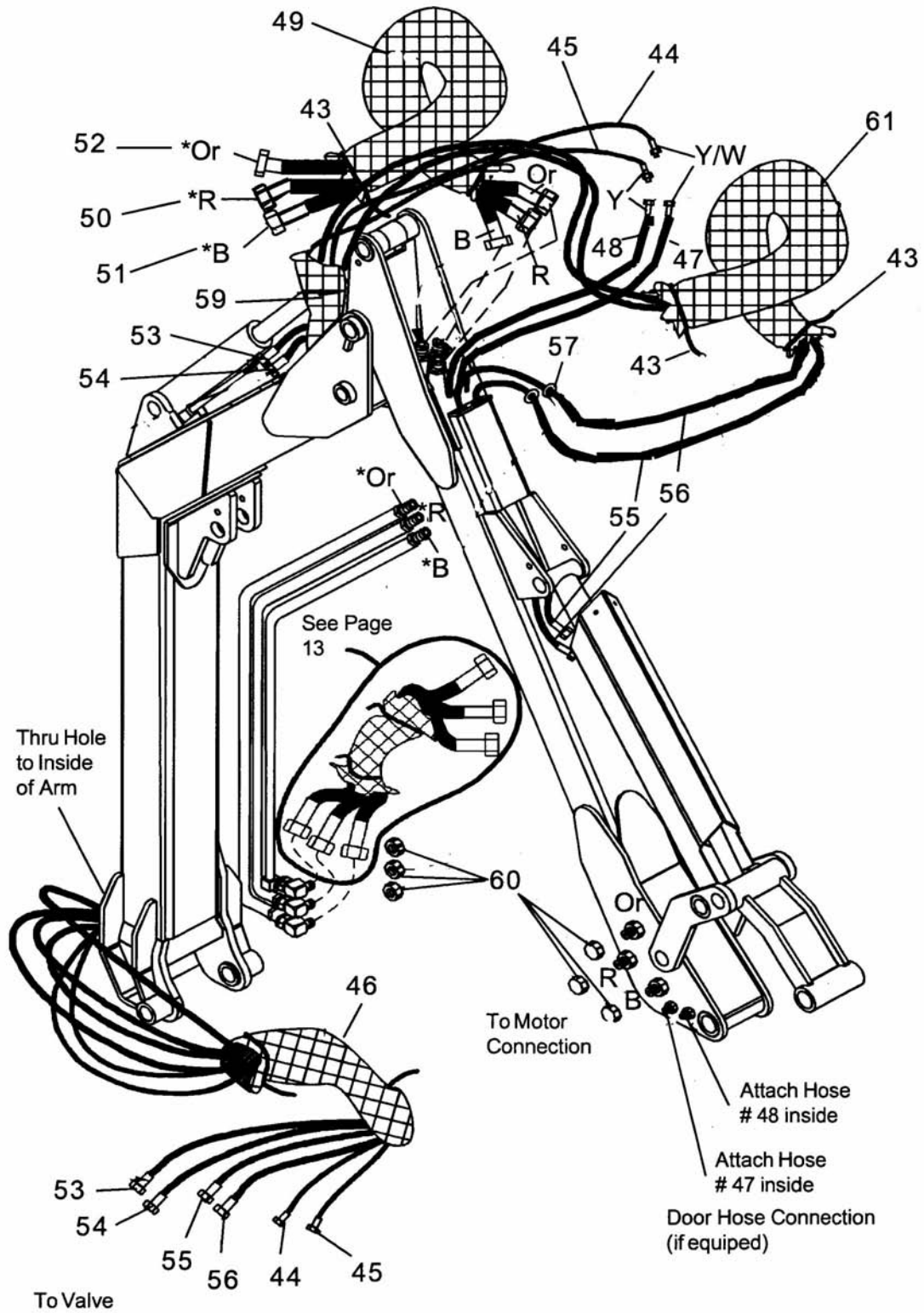
Boom Asy, 21 ft.
Standard Steel & Alloy Steel
Option

BOOM ASY - 24 FT (STD & ALLOY STEEL) (PART 2)

Continued...

ITEM	PART NO.	QTY.	DESCRIPTION
41	02968895	4	PLASTIC TIE, BLUE
42	02968896	4	PLASTIC TIE, ORANGE
61	02979028	1	BOLT
63	02972158	1	COVER

BOOM HOSE SCHEMATIC - 17 FT BOOM ARM

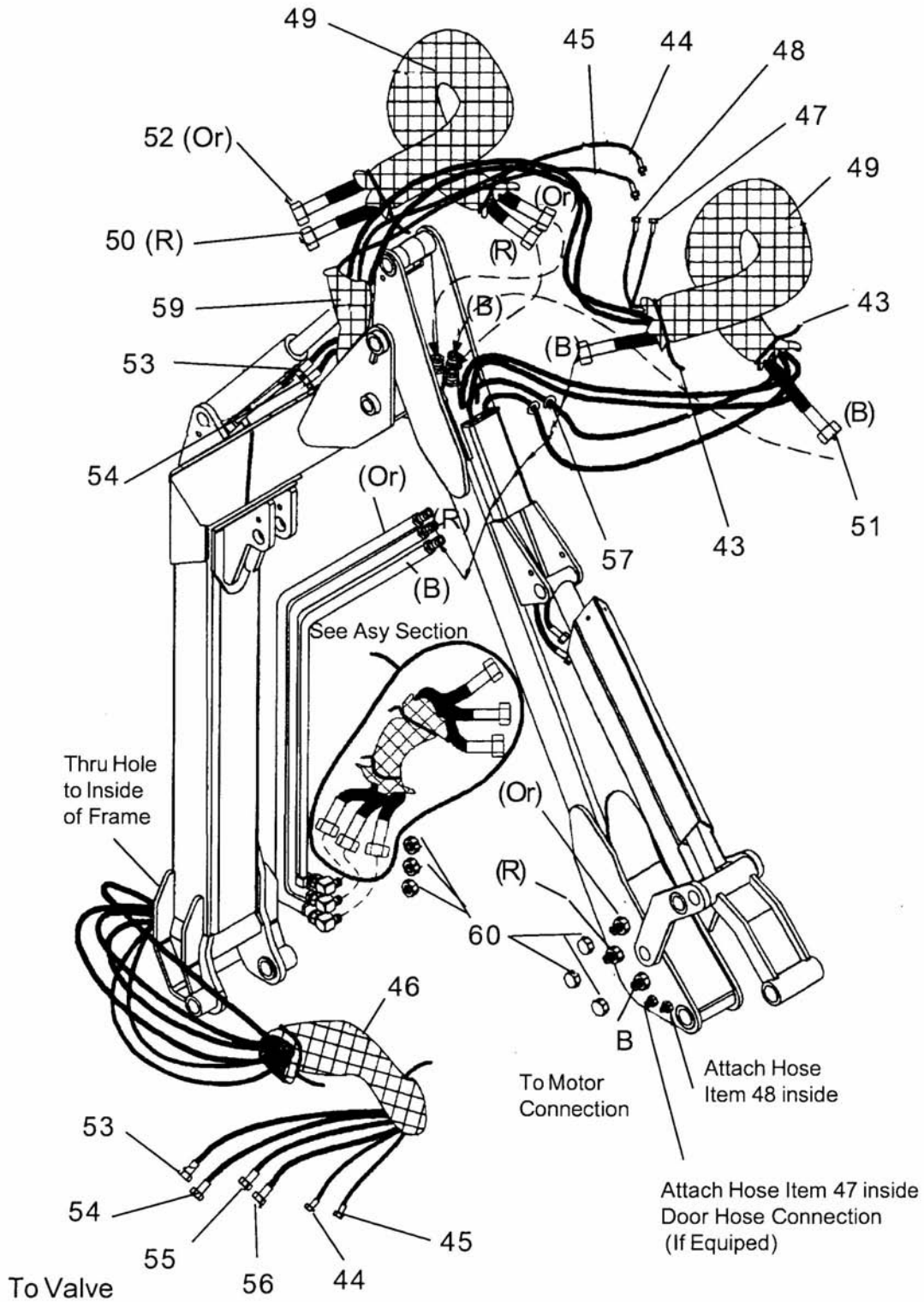


BOOM HOSE SCHEMATIC - 17 FT BOOM ARM

Continued...

ITEM	PART NO.	QTY.	DESCRIPTION
	02979902	-	BOOM ARM ASY, F/ STD STEEL BOOM
	02980034	-	BOOM ARM ASY, F/ ALLOY STEEL BOOM
43	02753400	6	PLASTIC TIE
44	02980018	1	HOSE, 134" (SMALL) W/ YELLOW / WHITE TIE
45	02980019	1	HOSE, 134" (SMALL) W/ YELLOW TIE
46	02906300	1	HOSE SLEEVING, 48" LG
47	02969124	1	HOSE, 60" (SMALL) W/ YELLOW / WHITE TIE
48	02969124	1	HOSE, 60" (SMALL) W/ YELLOW TIE
49	02961085	1	HOSE SLEEVING, 54" LG
50	02980014	1	HOSE, (LARGE) - W/ RED TIE
51	02980015	1	HOSE, (LARGE) - W/ BLUE TIE
52	02980016	1	HOSE, (LARGE) - W/ ORANGE TIE
53	02980020	1	HOSE, (MEDIUM) - W/ BLUE TIE
54	02980021	1	HOSE, (MEDIUM) - W/ BLUE / WHITE TIE
55	02980022	1	HOSE, (MEDIUM) - W/ RED TIE
56	02980023	1	HOSE, (MEDIUM) - W/ RED / WHITE TIE
57	02968807	2	RUBBER GROMMET
59	02968808	1	HOSE SLEEVING, 36" LG
60	02956918	-	CAP NUT, F/ SHIPPING ONLY
61	02979240	1	HOSE SLEEVING, 2-1/2" ID X 36" LG

BOOM HOSE SCHEMATIC - 21 FT BOOM ARM

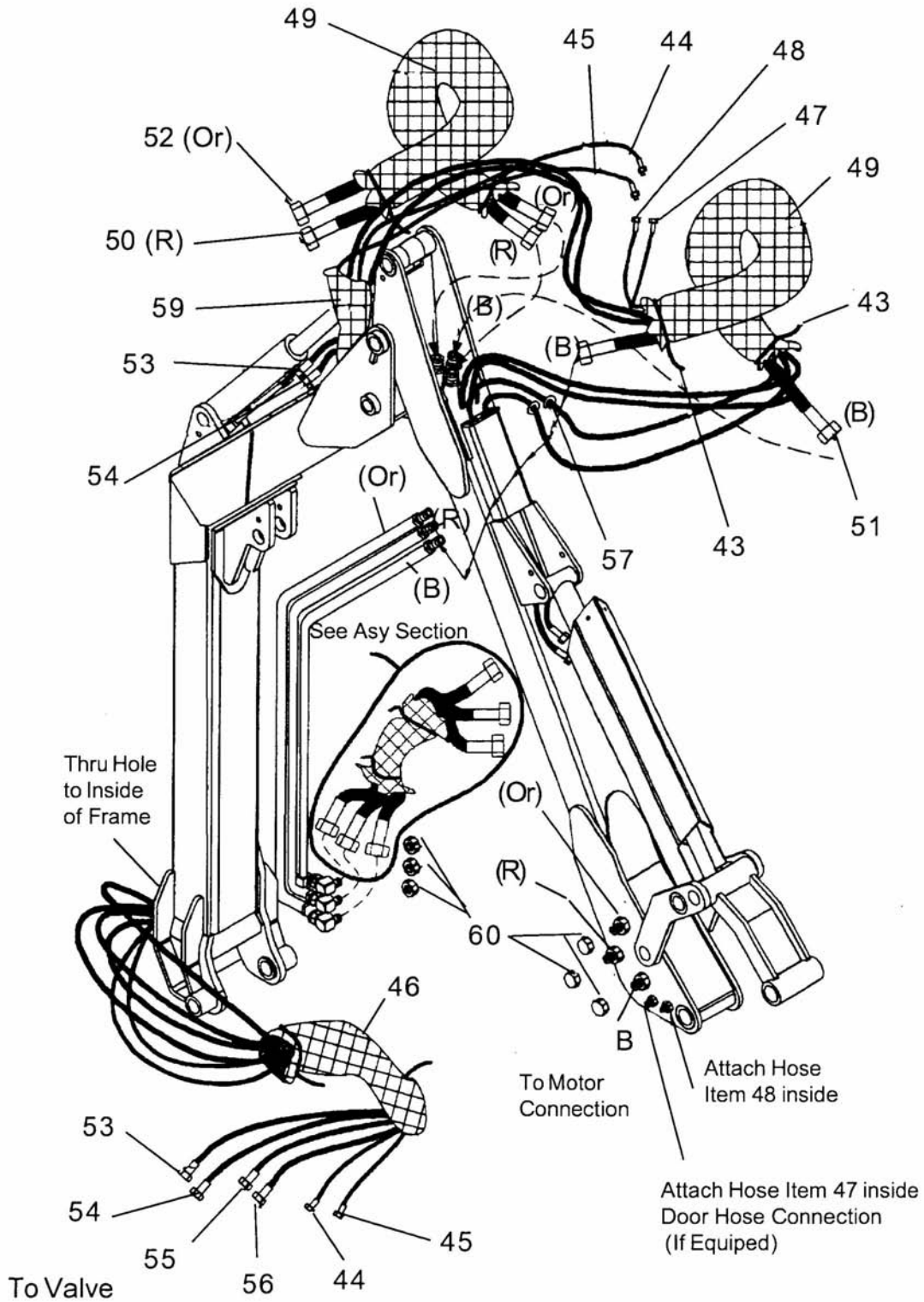


BOOM HOSE SCHEMATIC - 21 FT BOOM ARM

Continued...

ITEM	PART NO.	QTY.	DESCRIPTION
	02968801	-	BOOM ARM ASY, STD STEEL (OPTIONAL)
	02970852	-	BOOM ARM ASY, ALLOY STEEL (OPTIONAL)
43	02753400	6	PLASTIC TIE
44	02969121	1	HOSE, 184" (SMALL) - W/ YELLOW / WHITE TIE
45	02969122	1	HOSE, 184" (SMALL) - W/ YELLOW TIE
46	02906300	1	HOSE SLEEVING, 48" LG
47	02969123	1	HOSE, 60" (SMALL) - W/ YELLOW / WHITE TIE
48	02969124	1	HOSE, 60" (SMALL) - W/ YELLOW TIE
49	02961085	2	HOSE SLEEVING, 54" LG
50	02968159	1	HOSE, (LARGE) - W/ RED TIE
51	02968160	1	HOSE, (LARGE) - W/ BLUE TIE
52	02968827	1	HOSE, (LARGE) - W/ ORANGE TIE
53	02968151	1	HOSE, (MEDIUM) - W/ BLUE TIE
54	02968152	1	HOSE, (MEDIUM) - W/ BLUE / WHITE TIE
55	02968153	1	HOSE, (MEDIUM) - W/ RED TIE
56	02968154	1	HOSE, (MEDIUM) - W/ RED / WHITE TIE
57	02968807	2	RUBBER GROMMET
59	02968808	1	HOSE SLEEVING
60	02956918	-	CAP NUT, F/ SHIPPING ONLY

BOOM HOSE SCHEMATIC - 24 FT BOOM ARM

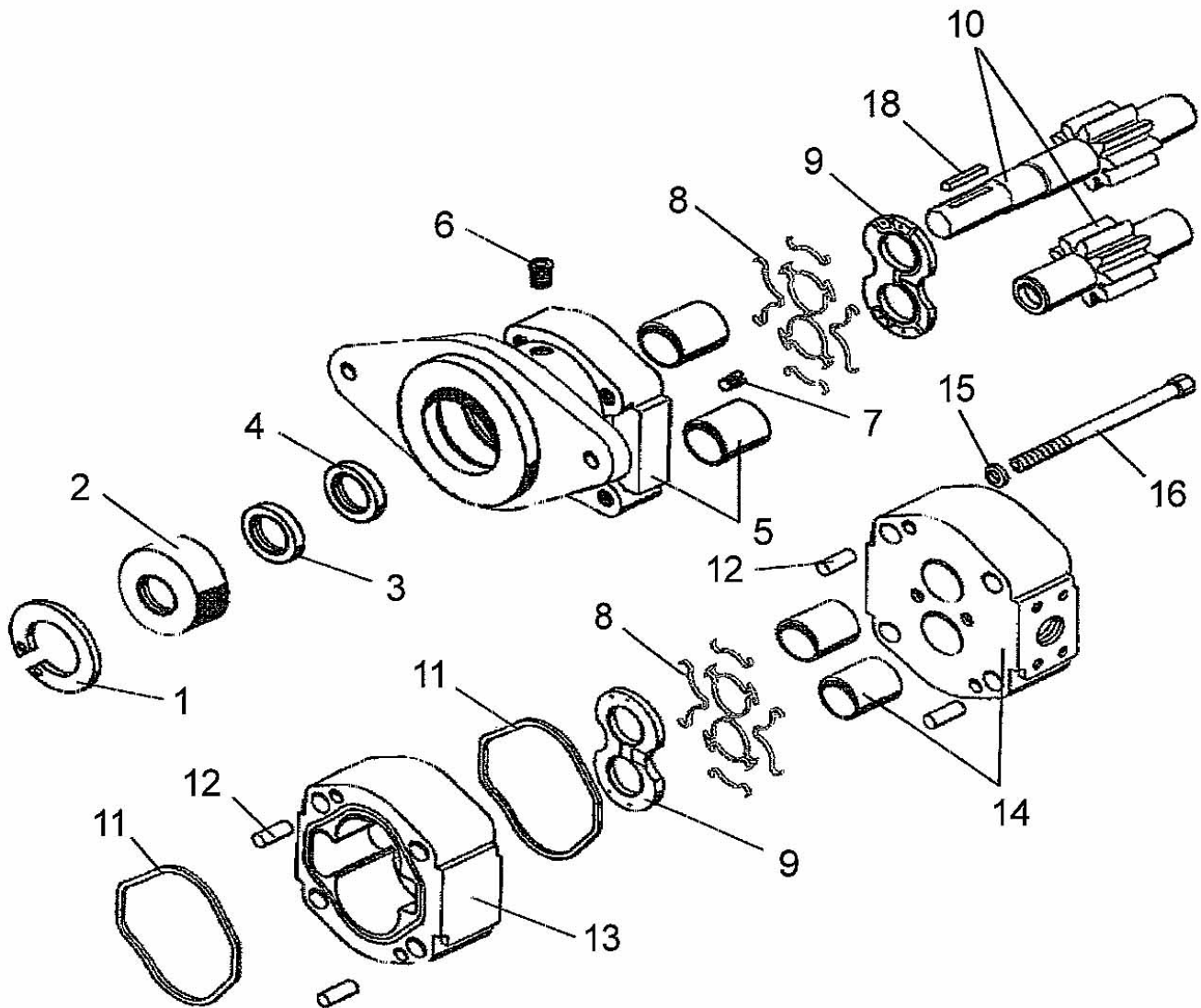


BOOM HOSE SCHEMATIC - 24 FT BOOM ARM

Continued...

ITEM	PART NO.	QTY.	DESCRIPTION
	02968861	-	BOOM ARM ASY, STD STEEL (OPTIONAL)
	02970853	-	BOOM ARM ASY, ALLOY STEEL (OPTIONAL)
43	02753400	6	PLASTIC TIE
44	02969121	1	HOSE, 184" (SMALL) - W/ YELLOW / WHITE TIE
45	02969122	1	HOSE, 184" (SMALL) - W/ YELLOW TIE
46	02906300	1	HOSE SLEEVING, 48" LG
47	02969125	1	HOSE, 120" (SMALL) - W/ YELLOW / WHITE TIE
48	02969126	1	HOSE, 120" (SMALL) - W/ YELLOW TIE
49	02961085	2	HOSE SLEEVING, 54" LG
50	02968159	1	HOSE, (LARGE) - W/ RED TIE
51	02968160	1	HOSE, (LARGE) - W/ BLUE TIE
52	02968827	1	HOSE, (LARGE) - W/ ORANGE TIE
53	02968862	1	HOSE, (MEDIUM) - W/ BLUE TIE
54	02968863	1	HOSE, (MEDIUM) - W/ BLUE / WHITE TIE
55	02968864	1	HOSE, (MEDIUM) - W/ RED TIE
56	02968154	1	HOSE, (MEDIUM) - W/ RED / WHITE TIE
57	02968807	2	RUBBER GROMMET
59	00751838	1	HOSE SLEEVING
60	02956918	-	CAP NUT, F/ SHIPPING ONLY

BUZZ BAR - HYD MOTOR PARTS - P/N 02975175



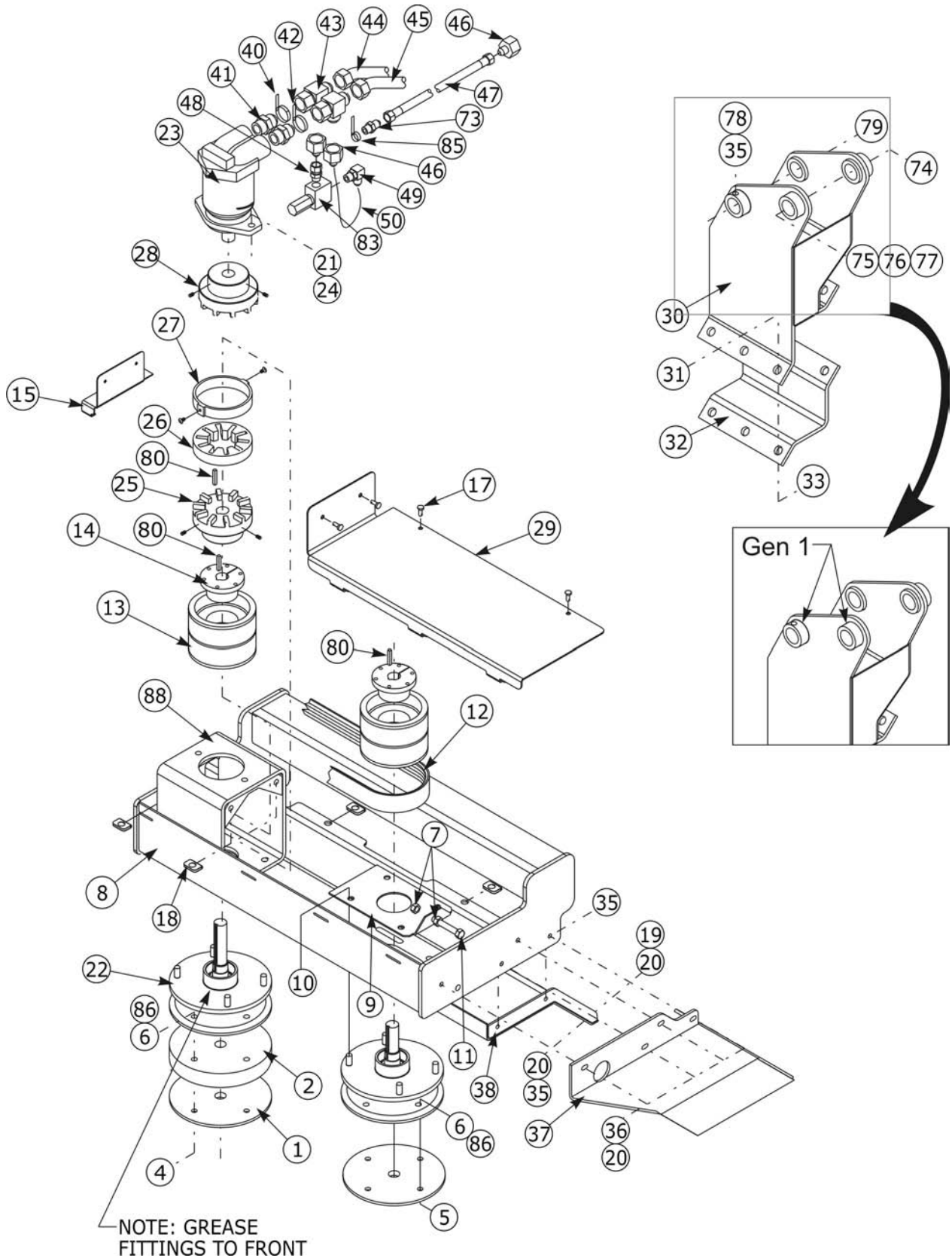
ITEM	PART NO.	QTY.	DESCRIPTION
	02975175	-	MOTOR GEAR ASY
1	02962210	1	SNAP RING
2	02964940	1	* SPACER
3	02976771	1	SEAL RETAINER
4	-----	1	* SEAL
5	02964704	1	MOUNTING FLANGE W/ BUSHINGS
6	02961940	1	PLUG
7	02961931	2	CHECK ASY
8	-----	4	* SEAL END
9	-----	2	** THRUST PLATE
10	02964937	1	GEAR SET
11	-----	2	* SQUARE SEAL

BUZZ BAR - HYD MOTOR PARTS - P/N 02975175

Continued...

ITEM	PART NO.	QTY.	DESCRIPTION
12	02961924	4	DOWEL PIN
13	02962205	1	GEAR HOUSING
14	02976773	1	PORTING FLANGE W/ BUSHINGS
15	02961917	4	WASHER
16	02962208	4	BOLT
17	-----	4	* SIDE SEAL (NOT SHOWN)
18	02964956	1	KEY

BUZZ BAR ASY - 48 IN - GEN 1 (PART 1)

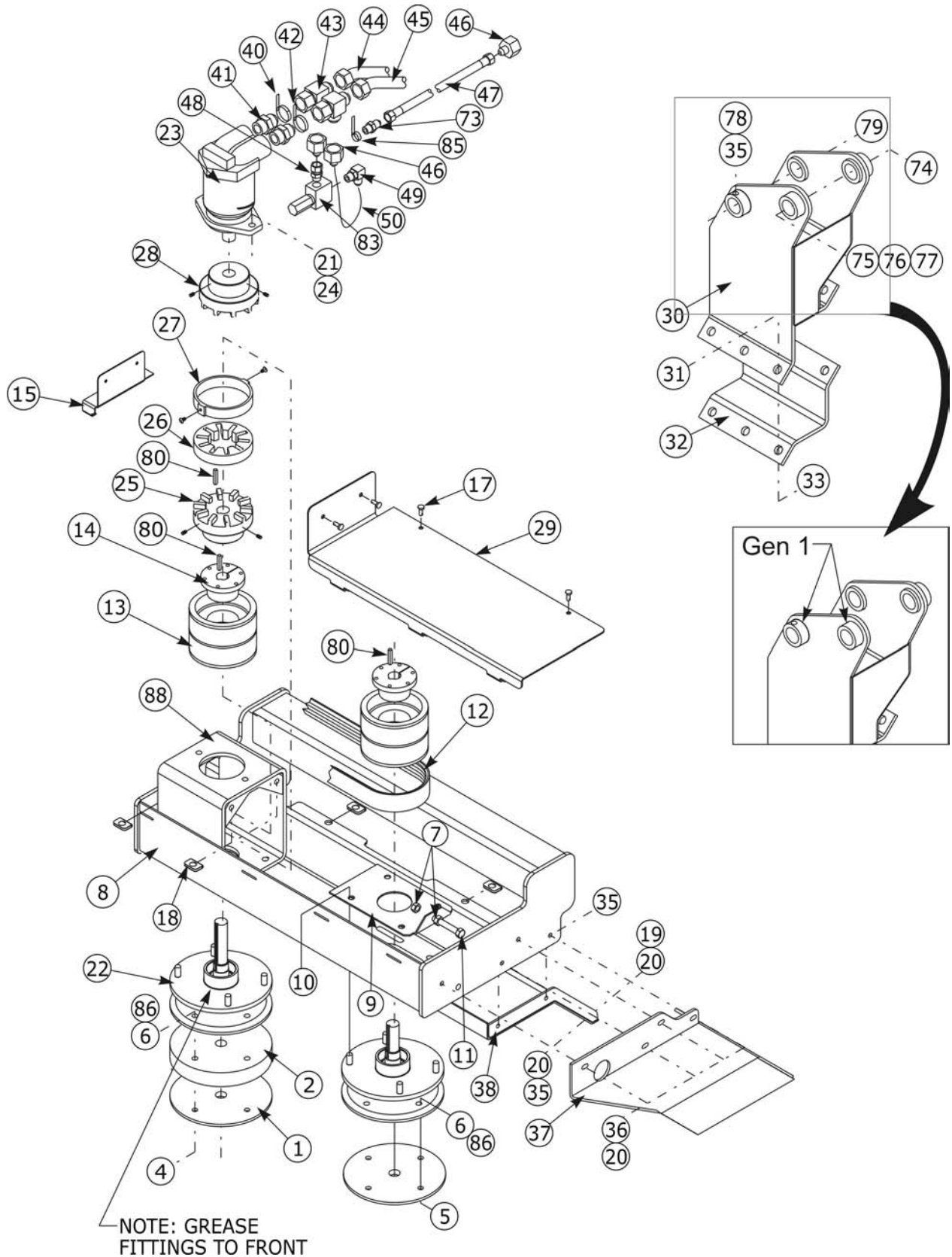


BUZZ BAR ASY - 48 IN - GEN 1 (PART 1)

Continued...

ITEM	PART NO.	QTY.	DESCRIPTION
	02979265	-	SAW HEAD ASY, 48 INCH 2 BLADE
1	02974237	4	END CAP
2	02974238	2	BLADE SPACER
3	02974235	3	SPINDLE ASY
4	02974659	8	BOLT, SOCKET HEAD CNTR-SNK 1/2"-NC X 3-1/2"
5	02974658	8	BOLT, SOCKET HEAD CNTR-SNK 1/2"-NC X 2"
6	02976017	16	SLOTTED NUT, 1/2"-NC PLB
7	00001200	6	HEX NUT, 1/2"-NC PL
8	02979269	1	SAW BODY WLD'MT, 2 BLADE
9	02974225	3	BRACKET TENSION ADJUSTMENT
10	00750614	16	LUG NUT, 1/2"-20NF 90DEG
11	002521	3	BOLT, HEX HEAD 1/2"-NC X 3-1/2" PL GR5
12	02974241	3	V-BELT
13	02974239	4	SHEAVE, W/GROOVE
14	02974240	4	BUSHING QD
15	02979271	1	BELT COVER, LEFT 2
16	02975441	9	STUD, QUICK RELEASE W/RING
17	02975440	9	RETAINER F/ QUICK RELEASE
18	02975439	9	RECEIVER F/ QUICK RELEASE
19	00011400	1	BOLT, HEX HEAD 3/8"-NC X 1" PL GR5
20	00011100	10	FLATWASHER, 3/8" PL STD
21	00001800	6	LOCKNUT, 1/2"-NC PLB
22	02978249	1	DRIVE SPINDLE ASY
23	8301295	1	MOTOR, PISTON-2.48 CU.IN./REV
24	00749130	8	BOLT, HEX HEAD 1/2"-13NC X 1-3/4" PL GR5
25	02978267	1	HUB, 1-1/8" BORE & 1/4" KEY
26	02978268	1	INSERT, URETHANE
27	02978269	1	COVER, PROTECTIVE NYLON
28	02978270	1	HUB, 1-1/8" BORE & 5/16" KEY
29	02979296	1	SHEET, BELT COVER SHORT
30	02976149	1	HITCH POST WLD'MT
31	00037200	6	LOCKNUT, 3/4"-NC PLC
32	02970324	1	HITCH POST CLAMP PLATE
33	02918600	6	BOLT, HEX HEAD 3/4"-10NC X 2" PL GR8
34	02979272	1	MOUNT TUBE WLD'MT, 2 BLADE
35	00015800	9	LOCKNUT, 3/8"-NC PLB
36	00023100	8	BOLT, HEX HEAD 3/8"-16NC X 1-1/2" PL GR5
37	02974207	1	BUMPER
38	02979274	1	REAR SHIELD WLD'MT
39	02975600	-	SAW BLADE PACKAGE OF 2
40	02968894	1	PLASTIC TIE, 11" LG (RED TIE)

BUZZ BAR ASY - 48 IN - GEN 1 (PART 2)

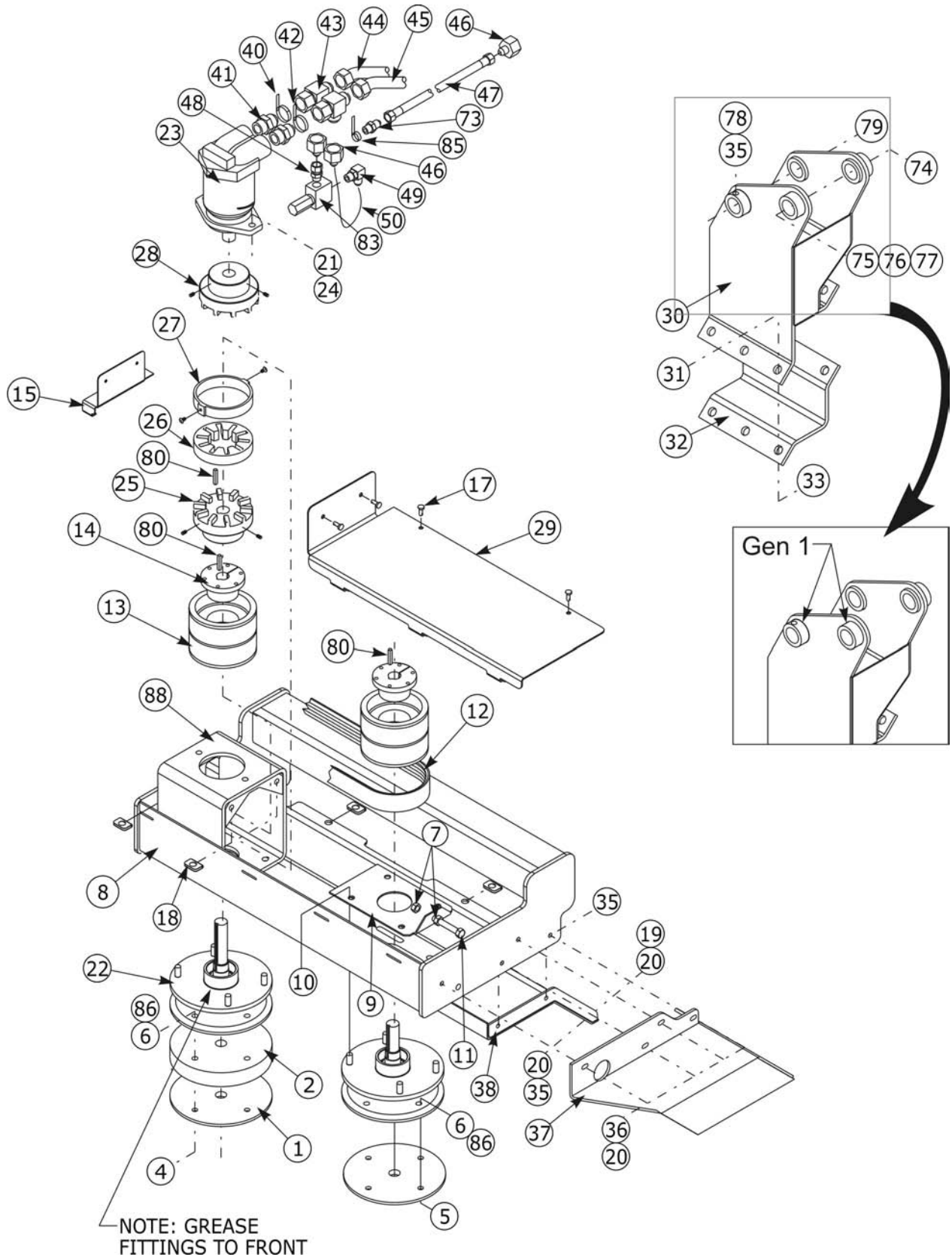


BUZZ BAR ASY - 48 IN - GEN 1 (PART 2)

Continued...

ITEM	PART NO.	QTY.	DESCRIPTION
41	02957622	2	ADAPTER, HYD STRAIGHT
42	02968896	1	PLASTIC TIE, 11" LG (ORANGE TIE)
43	02970466	2	ADAPTER, HYD, TEE
44	02975437	1	HOSE, # 16 - 16FJX - 16FJX45 - 74" LG (RED TIE)
45	02969678	1	HOSE, #16 - 16FJX - 16FJX45 - 74" LG (ORANGE TIE)
46	02969464	3	ADAPTER, HYD REDUCER
47	02972981	1	HOSE, # 8 - 8FJX - 8FJX - 80" LG (BLUE TIE)
48	02975438	1	ADAPTER, HYD STRAIGHT 8MB - 8FJX
49	02962213	1	ADAPTER, HYD ELBOW
50	02158800	1	HOSE, # 8 - 8FJX - 8FJX - 17" LG
51	00758194	1	DECAL, WARNING BELT SHIELD
52	00769736	1	DECAL, USE/REPAIR GUARDS
53	00769737	1	DECAL, BLADES THROWN OBJECTS
54	02925100	1	DECAL, REPLACEMENT PARTS
55	02958241	1	DECAL, TRACTOR OPERATOR SAFETY
56	02962764	1	DECAL, PINCH POINTS
57	00756004	1	DECAL, SHIELD MISSING
58	02965262	1	DECAL, WARNING HOSE BURST
59	02967827	1	DECAL, MULTI HAZ
60	02960766	2	DECAL, ALAMO INDUSTRIAL LOGO
61	02974998	1	DECAL, BUZZBAR
62	D138	1	DECAL, CW BLADE ROTATION
63	02975158	1	DECAL, HEAR PROTECTION REQD
64	02975170	1	DECAL, ROTATING BLADES
65	02975515	1	DECAL, WARNING DISCONNECT
66	02975516	1	DECAL, NO HITCH POST HERE
68	---NFS----	-	PLATE, SERIAL NUMBER BB90
69	---NFS----	-	METAL TACK
70	02979546	1	DECAL, ALAMO IND. GREEN & BLACK
71	1458392	1	DECAL, RED REFLECTOR
72	1458393	1	DECAL, YELLOW REFLECTOR
73	00696800	1	ADAPTER, HYD STRAIGHT
74	02971720	1	PIN WLD`MT, 11-1/2" LG
75	02971702	1	FLATWASHER, 1-3/8" TYPE B NARROW
76	02971701	1	SLOTTED NUT, 1-3/8"-12NF PLB
77	165020	1	COTTER PIN, 5/16" X 2-1/2" PL
78	02970595	1	BOLT, HEX HEAD 3/8"-NC X 2-3/4" PL GR8
79	02971756	1	PIN, CHROME 1-1/2" X 9"
80	02669600	5	KEY, 1/4" X 1/4" X 1-1/4" LG
81	02961134	1	DECAL, PATENT PENDING

BUZZ BAR ASY - 48 IN - GEN 1 (PART 3)

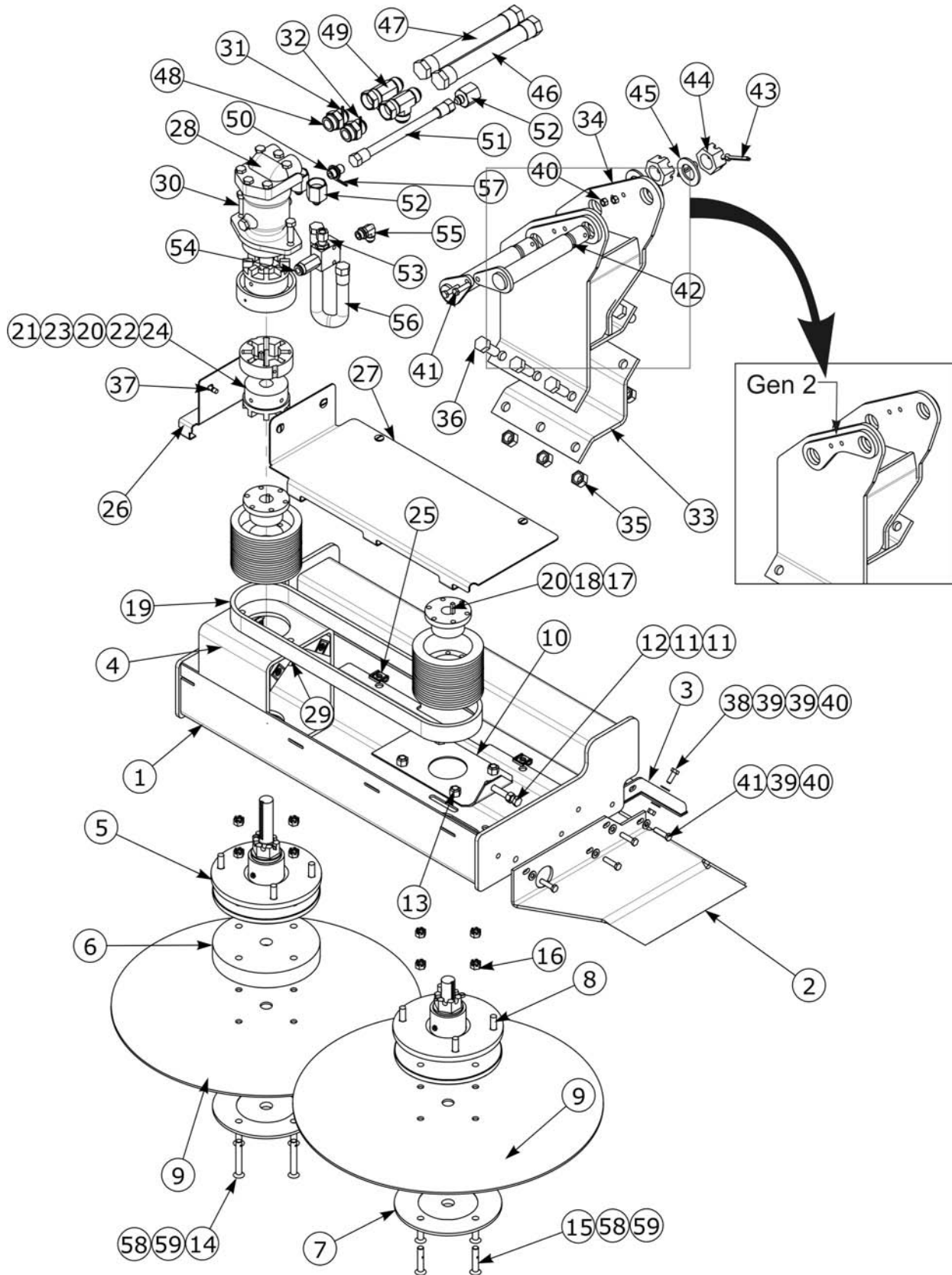


BUZZ BAR ASY - 48 IN - GEN 1 (PART 3)

Continued...

ITEM	PART NO.	QTY.	DESCRIPTION
82	02975928	1	INSERT SHEET, BUZZBAR MACHETE
83	02975964	1	RELIEF MANIFOLD ASY, 2900 PSI
84	02919600	2	CAP NUT, # 4FJ
85	02968895	1	PLASTIC TIE, 11" LG
86	40010000	16	COTTER PIN, 1/8" X 1"
87	63000500	16	WASHER, PLATED
88	02979262	1	MOTOR MOUNT TUBE, MACHINED
89	02979546	1	DECAL, ALAMO IND. GREEN & BLACK

BUZZ BAR ASY - 48 IN - GEN 2 (PART 1)



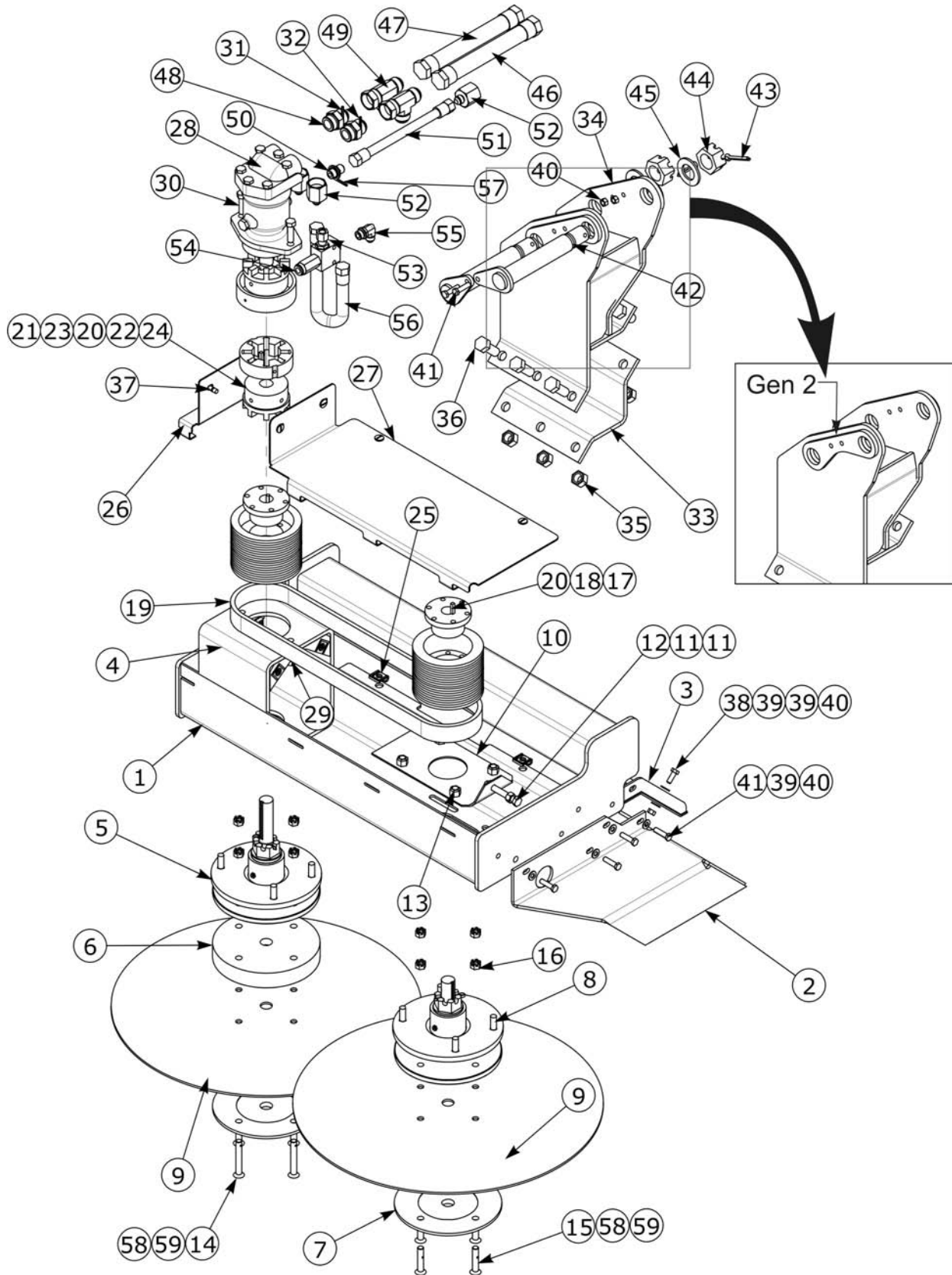
BUZZ BAR ASY - 48 IN - GEN 2 (PART 1)

Continued...

ITEM	PART NO.	QTY.	DESCRIPTION
	02986236	1	ASY, 2 BLADE BUZZBAR, PISTON
1	02983631	1	WELDMENT, SAW BODY 2 BLADE
2	02974207	1	BUMPER
3	02979274	1	WLDMT, REAR SHIELD 2 BLADE
4	02979262	1	MACHINED TUBE, MOTOR MOUNT
5	02978249	1	ASSEMBLY, SPINDLE SHAFT
6	02974238	1	BLADE SPACER
7	02974237	2	PLATE, SHAFT END CAP
8	02974235	1	HUB ASSY
9	02974236	2	BLADES
10	02974225	1	BRACKET TENSION ADJUST
11	00001200	2	NUT HEX 1/2 NC
12	002521	1	HHCS 1/2 NC 3-1/2, FULL THREAD
13	00750614	8	NUT 1/2 NF
14	02974659	4	FLAT SOCKET HEAD 1/2 NC X 3-1/2 W/ HOLE
15	02974658	4	FLAT SOCKET HEAD 1/2 NC X 2" W/ HOLE
16	02976017	8	SLOT NUT
17	02974239	2	SHEAVE
18	02974240	2	QD BUSHING
19	02974241	1	BELT, MICRO-V
20	02669600	3	SQ KEY
21	02978267	1	HUB, 20R10 W/1-1/8" BORE
22	02978268	1	INSERT, URETHANE
23	02978269	1	COVER, NYLON
24	02978270	1	HUB, 20R10 W/1-1/8" BORE
25	02984677	7	SLIP ON RECEPTACLE 9MM
26	02979271	1	SHEET, BELT COVER, LEFT 2 BLADE
27	02979296	1	BELT COVER, SHORT
28	8301295	1	PISTON MOTOR
29	00001800	2	LOCKNUT TLM 1/2 NC PLB
30	00749130	2	HHCS 1/2 -13UNC 1 3/4 PL5
31	02968894	1	PLASTIC TIE, RED, 11LG
32	02968896	1	PLASTIC TIE, ORANGE, 11LG
33	02970324	1	PLATE-CLAMP, HITCHPOST
34	02986218	1	WELDMENT, HITCHPOST
35	00037200	6	NUT 3/4 NC LOCKNUT
36	02918600	6	HHCS 3/4 NC 2 PL8
37	02984678	7	STUD 9MM 1/4 TURN
38	00011400	1	BOLT, HHCS 3/8 NC 1 PL5
39	00011100	10	FLATWASHER 3/8 STD
40	00015800	11	LOCKNUT TLM 3/8 NC PLC

Machete Boom 17 21 and 24 04-04 Rev 12-08

BUZZ BAR ASY - 48 IN - GEN 2 (PART 2)

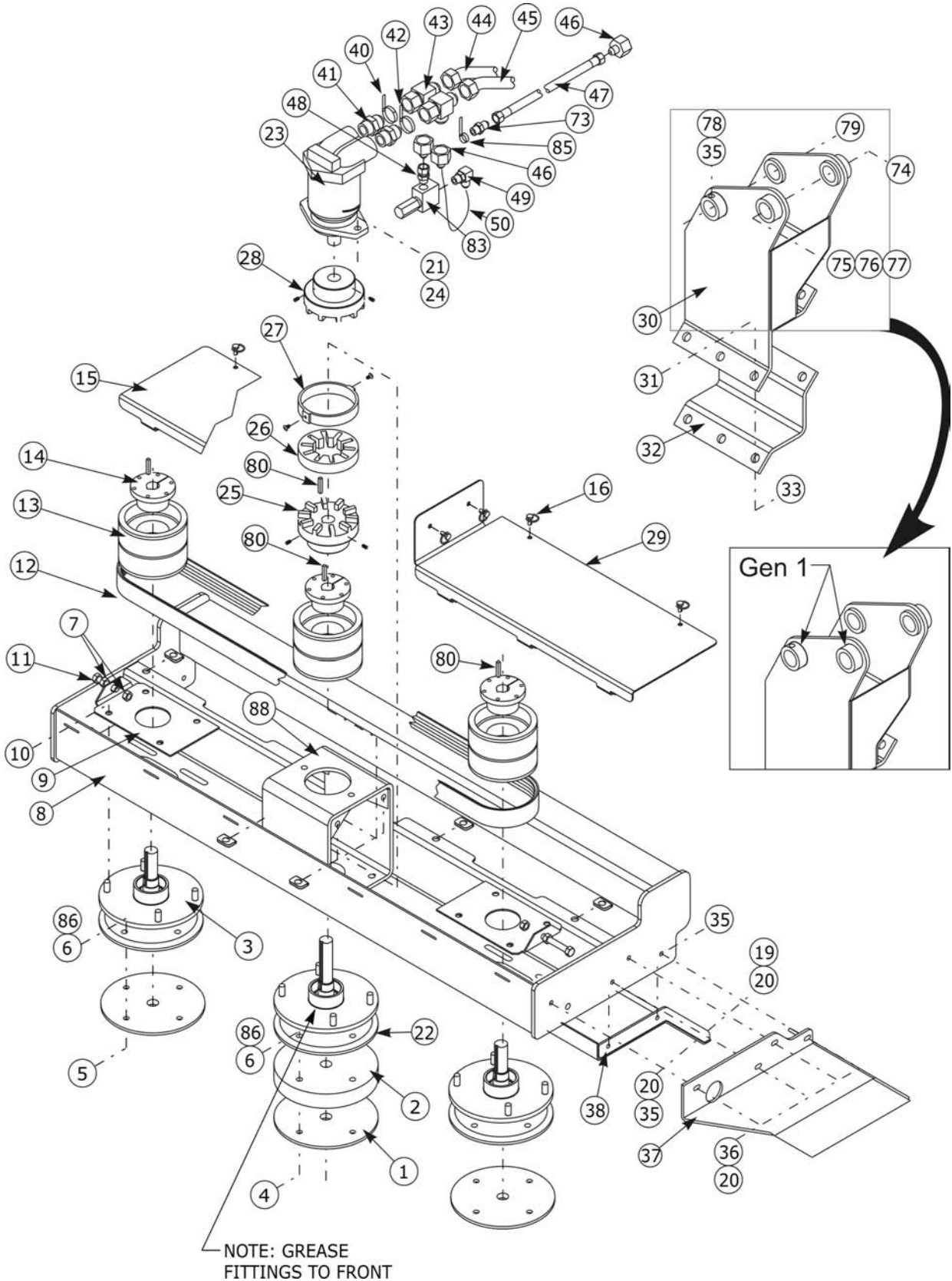


BUZZ BAR ASY - 48 IN - GEN 2 (PART 2)

Continued...

ITEM	PART NO.	QTY.	DESCRIPTION
41	00023100	10	HHCS 3/8 -16UNC 1-1/2 PL5
42	02981757	2	WELDMENT, PIN, HITCH POST
43	165020	2	PIN, COTTER 5/16 X 2-1/2 PL
44	02971701	2	NUT SLOT 1-3/8 12NF PLB
45	02971702	2	FLATWASHER 1-3/8 TYPE B NARROW
46	02969678	1	HOSE #16-16FJX -16FJX45- 74LG
47	02975437	1	HOSE #16-16FJX -16FJX45- 74LG
48	02957622	2	ADP HYD STGHT 16MB-16MJ
49	02970466	2	ADP HYD TEE 16FJX-16MJ-16MJ
50	00696800	1	ADP HYD STGHT 8MB-8MJ
51	02972981	1	HOSE #8 - 8FJX - 8FJX - 80LG
52	02969464	3	ADP HYD STGHT 16FJ-8MJ
53	02975438	1	ADP HYD STGHT 8MB - 8FJX
54	02975964	1	ASY RELIEF MANIFOLD 2900 PSI
55	02962213	1	ADP HYD ELBOW 8MB - 8MJ 90?
56	02158800	1	HOSE #8 - 8FJX - 8FJX - 17LG
57	02968895	1	PLASTIC TIE BLUE 11LG
58	63000500	8	WASHER, FLAT, PLATED
59	40010000	8	PIN, COTTER 1/8 X1
	02961085	1	CORDURA SLEEVING-54 LG

BUZZ BAR ASY - 69 IN - GEN 1 (PART 1)



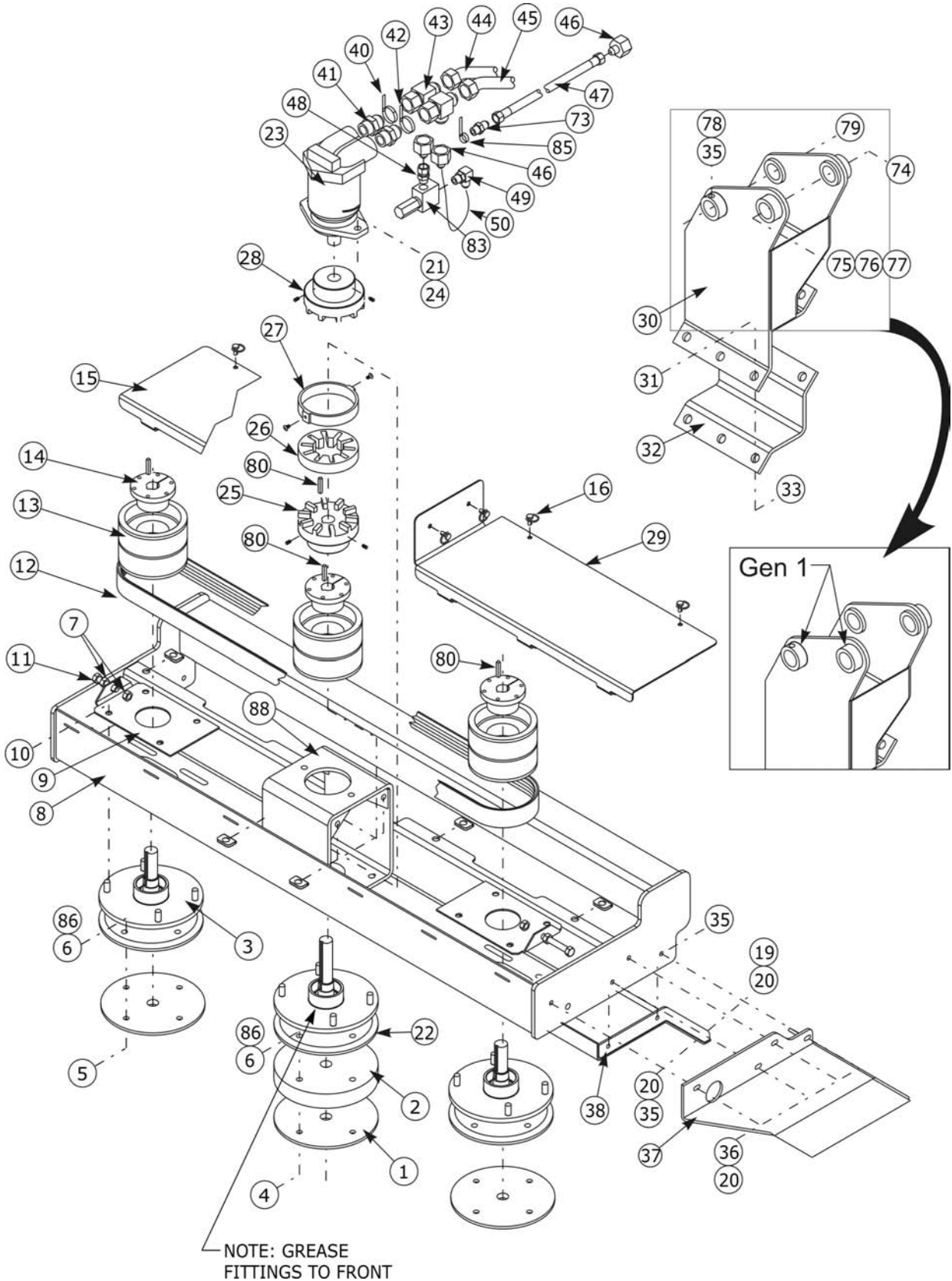
BUZZ BAR ASY - 69 IN - GEN 1 (PART 1)

Continued...

ITEM	PART NO.	QTY.	DESCRIPTION
	02979249	-	SAW BLADE HEAD ASY, 69" (3 BLADE)
1	02974237	4	END CAP
2	02974238	2	BLADE SPACER
3	02974235	3	SPINDLE ASY
4	02974659	4	BOLT, SOCKET CNTR-SNK 1/2"-NC X 3-1/2" W/HOLE
5	02974658	8	BOLT, SOCKET CNTR-SNK 1/2"-NC X 2" W/HOLE
6	02976017	12	SLOTTED NUT, 1/2"-NC PLB
7	00001200	6	HEX NUT, 1/2"-NC PL
8	02979253	1	SAW BODY WLD'MT, 3 BLADE
9	02974225	3	TENSION ADJUSTMENT BRACKET
10	00750614	16	LUG NUT, 1/2"-20NF 90DEG
11	002521	3	BOLT, HEX HEAD 1/2"-NC X 3-1/2" PL GR5
12	02974241	3	V-BELT
13	02974239	3	SHEAVE W/GROOVE
14	02974240	3	BUSHING, QD
15	02979255	1	SHEET, BELT COVER, LEFT 3 BLADE
16	02975441	9	STUD, QUICK RELEASE W/RING
17	02975440	9	RETAINER F/QUICK RELEASE
18	02975439	9	RECEIVER F/ QUICK RELEASE
19	00011400	1	BOLT, HEX HEAD 3/8"-NC X 1 PL GR5
20	00011100	10	FLATWASHER, 3/8" PL STD
21	00001800	6	LOCKNUT, 1/2"-NC PLB
22	02978249	1	DRIVE SPINDLE ASY
23	8301295	1	MOTOR, PISTON-2.48 CU.IN./REV
24	00749130	8	BOLT, HEX HEAD 1/2"-13NC X 1-3/4" PL GR5
25	02978267	1	HUB, 1-1/8" BORE X 1/4" KEY
26	02978268	1	INSERT, URETHANE
27	02978269	1	COVER, PROTECTIVE NYLON
28	02978270	1	HUB, 1-1/8" BORE X 5/16" KEY
29	02979296	1	BELT COVER, SHORT
30	02976149	1	HITCH POST WLD'MT
31	00037200	6	LOCKNUT, 3/4"-NC PLC
32	02970324	1	PLATE, HITCH POST CLAMP
33	02918600	6	BOLT, HEX HEAD 3/4"-10NC X 2" PL GR8
34	02979256	1	HITCH TUBE WLD'MT, 3 BLADE
35	00015800	9	LOCKNUT, 3/8"-NC PLB
36	00023100	8	BOLT, HEX HEAD 3/8"-16NC X 1-1/2" PL GR5
37	02974207	1	BUMPER
38	02979258	1	SHIELD WLD'MT, REAR
39	02975600	-	SAW BLADE PACKAGE OF 2
40	02968894	1	PLASTIC TIE, 11" LG

Machete Boom 17 21 and 24 04-04 Rev 12-08

BUZZ BAR ASY - 69 IN - GEN 1 (PART 2)

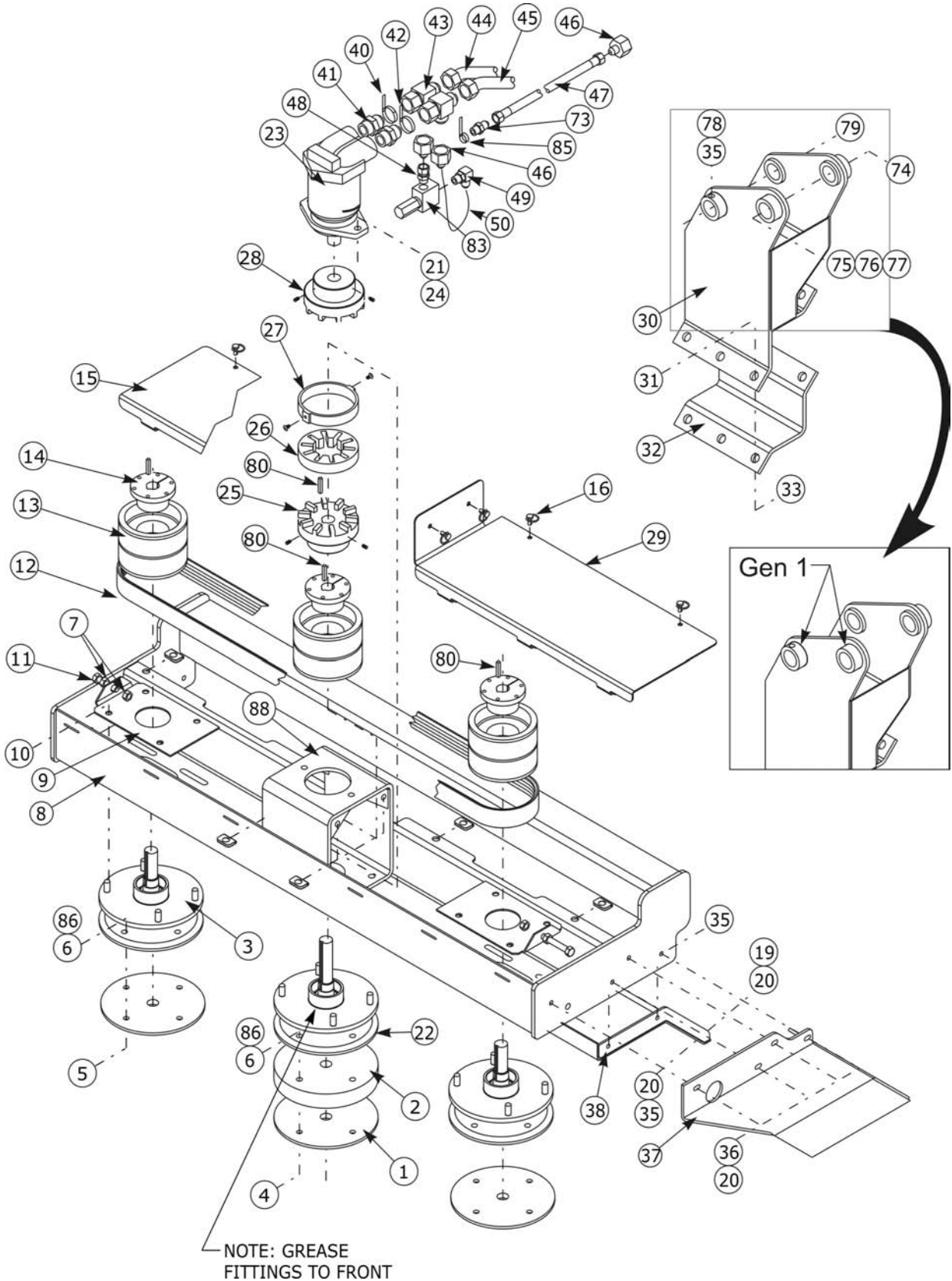


BUZZ BAR ASY - 69 IN - GEN 1 (PART 2)

Continued...

ITEM	PART NO.	QTY.	DESCRIPTION
41	02957622	2	ADAPTER, HYD STRAIGHT
42	02968896	1	PLASTIC TIE, 11" LG
43	02970466	2	ADAPTER, HYD TEE
44	02975437	1	HOSE, # 16 - 16FJX - 16FJX45 - 74" LG (ORANGE TIE)
45	02969678	1	HOSE, # 16 - 16FJX - 16FJX45 - 74" LG (RED TIE)
46	02969464	3	ADAPTER, HYD REDUCER
47	02972981	1	HOSE, # 8 - 8FJX - 8FJX - 80" LG (BLUE TIE)
48	02975438	1	ADAPTER, HYD STRAIGHT 8MB - 8FJX
49	02962213	1	ADAPTER, HYD ELBOW
50	02158800	1	HOSE, # 8 - 8FJX - 8FJX - 17" LG
51	00758194	1	DECAL, WARNING BELT SHIELD
52	00769736	1	DECAL, USE/REPAIR GUARDS
53	00769737	1	DECAL, BLADES THROWN OBJECTS
54	02925100	1	DECAL, REPLACE PARTS
55	02958241	1	DECAL, TRACTOR OPERATOR SAFETY
56	02962764	1	DECAL, PINCH POINTS
57	00756004	1	DECAL, SHIELD MISSING
58	02965262	1	DECAL, WARNING HOSE BURST
59	02967827	1	DECAL, MULTI HAZ
60	02960766	2	DECAL, ALAMO INDUSTRIAL LOGO
61	02974998	1	DECAL, BUZZBAR
62	D138	1	DECAL, BLADE ROTATION
63	02975158	1	DECAL, HEAR PROTECTION REQD
64	02975170	1	DECAL, ROTATING BLADES
65	02975515	1	DECAL, WARNING DISCONNECT
66	02975516	1	DECAL, NO HITCH POST HERE
68	---NFS----	-	SERIAL NUMBER PLATE BB90
69	---NFS----	-	METAL TACK
70	02979546	1	DECAL, ALAMO IND. GREEN & BLACK
71	1458392	1	DECAL, RED REFLECTOR
72	1458393	1	DECAL, YELLOW REFLECTOR
73	00696800	1	ADAPTER, HYD STRAIGHT
74	02971720	1	PIN WLD`MT, 11-1/2" LG
75	02971702	1	FLATWASHER, 1-3/8" TYPE B NARROW
76	02971701	1	SLOTTED NUT, 1-3/8"-12NF PLB
77	165020	1	COTTER PIN, 5/16" X 2-1/2" PL
78	02970595	1	BOLT, HEX HEAD 3/8"-NC X 2-3/4" PL GR8
79	02971756	1	PIN, 1-1/2" X 9" CHROME
80	02669600	4	KEY, 1/4" SQ KEY 1-1/4" LG.
81	02961134	1	DECAL, PATENT PENDING

BUZZ BAR ASY - 69 IN - GEN 1 (PART 3)

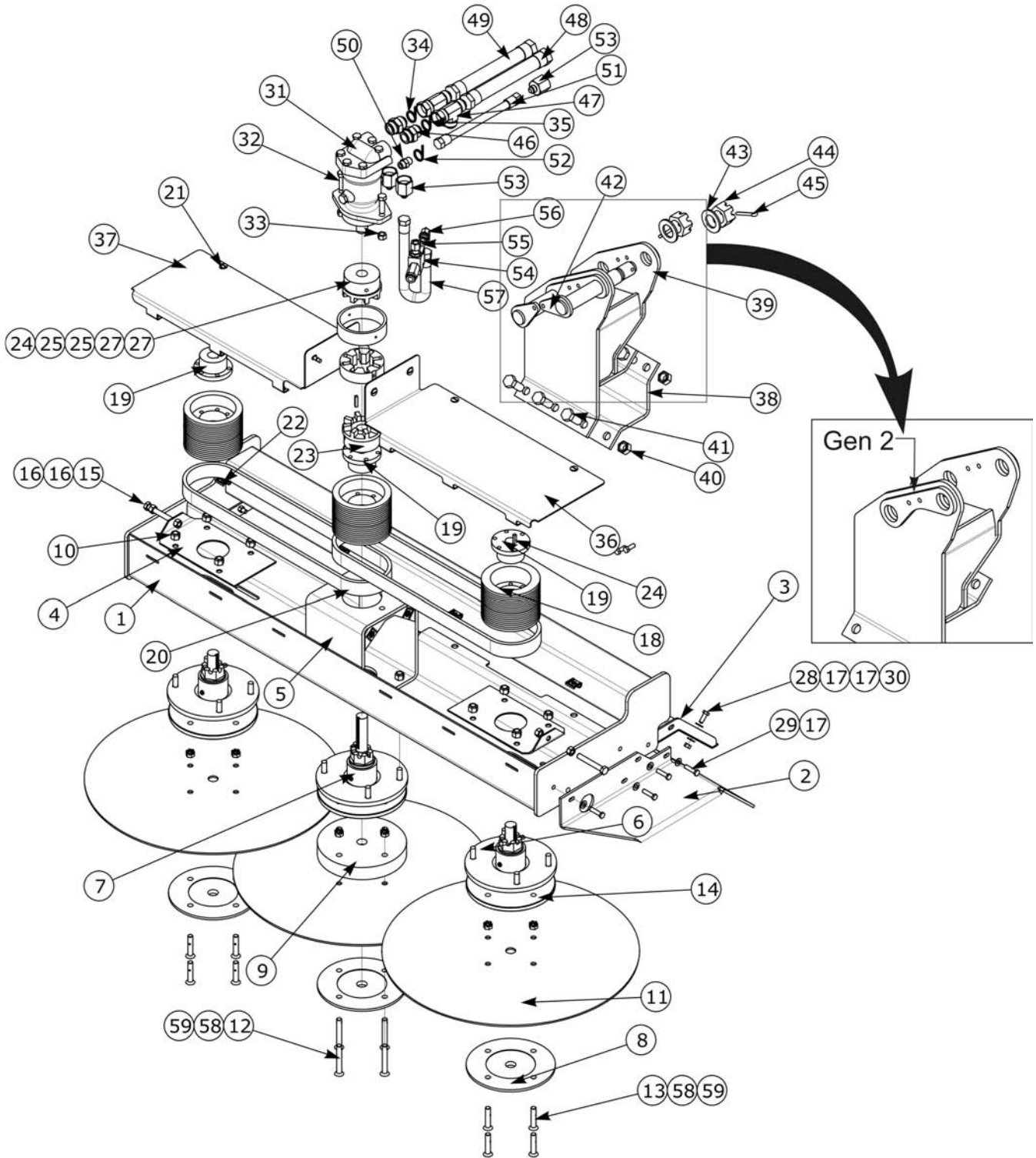


BUZZ BAR ASY - 69 IN - GEN 1 (PART 3)

Continued...

ITEM	PART NO.	QTY.	DESCRIPTION
82	02975928	1	INSERT SHEET, BUZZBAR MACHETE
83	02975964	1	RELIEF MANIFOLD ASY, 2900 PSI
84	02919600	2	CAP NUT, # 4FJ
85	02968895	1	PLASTIC TIE, 11" LG
86	40010000	12	COTTER PIN, 1/8" X 1"
87	63000500	12	WASHER, PLATED
88	02979262	1	MOTOR MOUNT TUBE, MACHINED
89	02979546	1	DECAL, ALAMO IND. GREEN & BLACK

BUZZ BAR ASY - 69 IN - GEN 2 (PART 1)



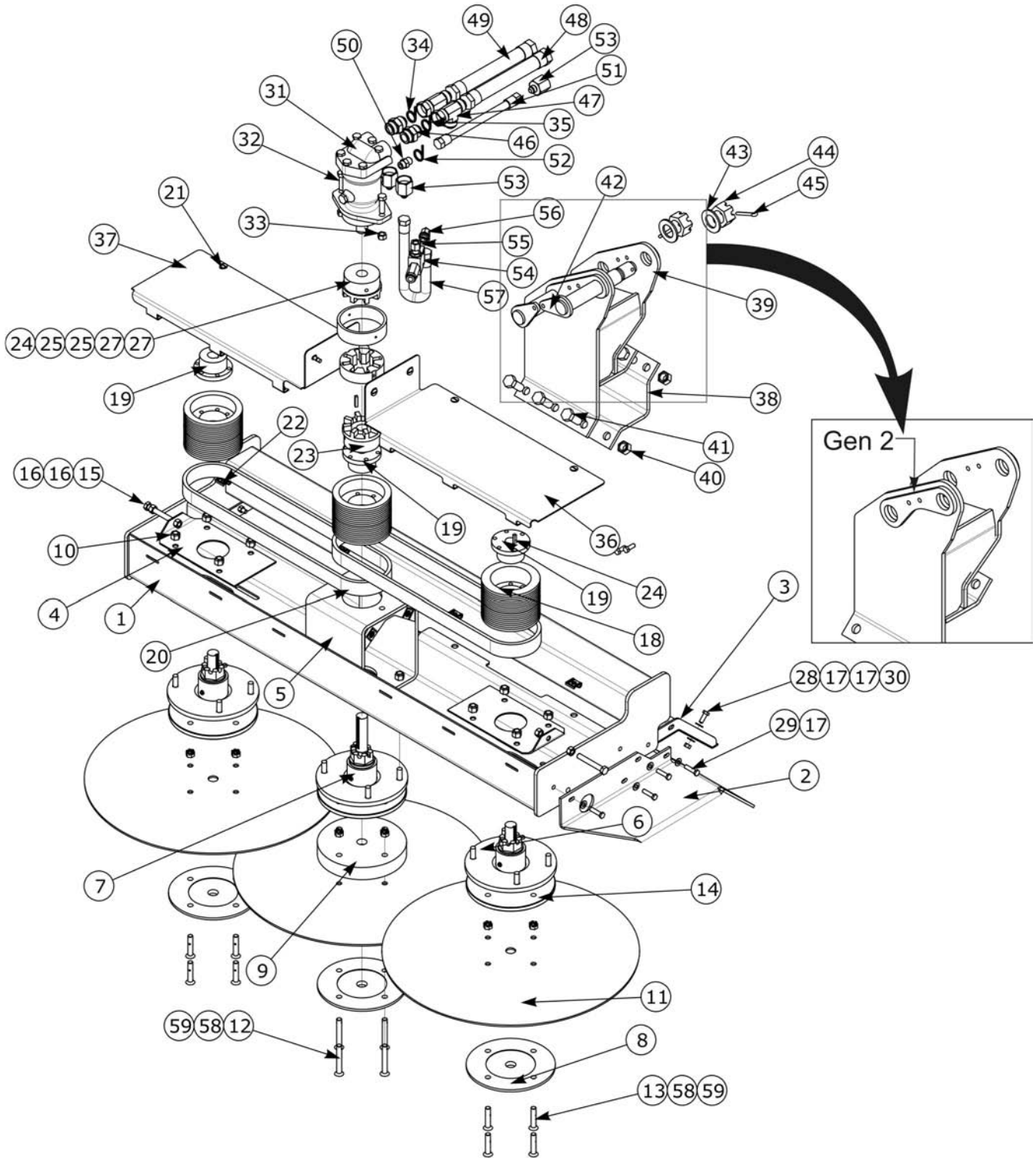
BUZZ BAR ASY - 69 IN - GEN 2 (PART 1)

Continued...

ITEM	PART NO.	QTY.	DESCRIPTION
	02986237	1	ASY, 3 BLADE BUZZBAR, PISTON
1	02983632	1	WELDMENT, SAW BODY 3 BLADE
2	02974207	1	BUMPER
3	02979258	1	WLDMT, SHIELD 3 BLADE
4	02974225	2	BRACKET TENSION ADJUST
5	02979262	1	MACHINED TUBE, MOTOR MOUNT
6	02974235	2	HUB ASSY
7	02978249	1	ASSEMBLY, SPINDLE SHAFT
8	02974237	3	PLATE, SHAFT END CAP
9	02974238	1	BLADE SPACER
10	00750614	12	NUT 1/2 NF
11	02974236	3	BLADES
12	02974659	4	FLAT SOCKET HEAD 1/2 NC X 3-1/2 W/ HOLE
13	02974658	8	FLAT SOCKET HEAD 1/2 NC X 2" W/ HOLE
14	02976017	12	SLOT NUT
15	002521	2	HHCS 1/2 NC 3-1/2, FULL THREAD
16	00001200	4	NUT HEX 1/2 NC
17	00011100	10	FLATWASHER 3/8 STD
18	02974239	3	SHEAVE
19	02974240	3	QD BUSHING
20	02974241	2	BELT, MICRO-V
21	02984678	8	STUD 9MM 1/4 TURN
22	02984677	8	SLIP ON RECEPTACLE 9MM
23	02978267	1	HUB, 20R10 W/1-1/8" BORE
24	02669600	4	SQ KEY
25	02978268	1	INSERT, URETHANE
26	02978269	1	COVER, NYLON
27	02978270	1	HUB, 20R10 W/1-1/8" BORE
28	00011400	3	BOLT, HHCS 3/8 NC 1 PL5
29	00023100	8	HHCS 3/8 X 1-1/2 NC PL GR5
30	00015800	9	LOCKNUT TLM 3/8 NC PLC
31	8301295	1	PISTON MOTOR
32	00749130	2	HHCS 1/2 -13UNC 1 3/4 PL5
33	00001800	2	LOCKNUT TLM 1/2 NC PLB
34	02968894	1	PLASTIC TIE, RED, 11LG
35	02968896	1	PLASTIC TIE, ORANGE, 11LG
36	02979296	1	BELT COVER, SHORT
37	02979255	1	BELT COVER, LEFT 3 BLADE
38	02970324	1	PLATE-CLAMP, HITCHPOST
39	02986218	1	WELDMENT, HITCHPOST
40	00037200	6	NUT 3/4 NC LOCKNUT

Machete Boom 17 21 and 24 04-04 Rev 12-08

BUZZ BAR ASY - 69 IN - GEN 2 (PART 2)

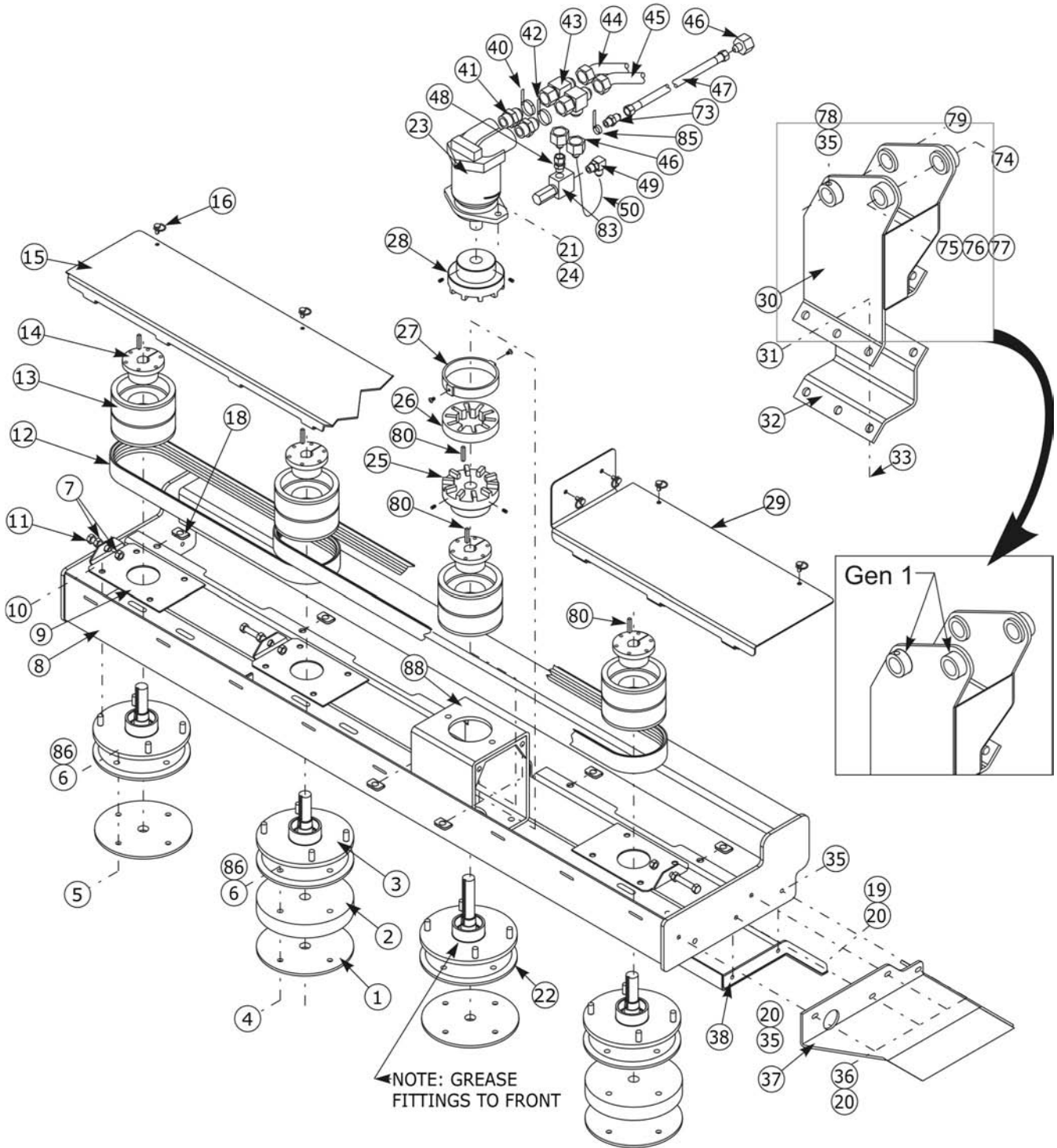


BUZZ BAR ASY - 69 IN - GEN 2 (PART 2)

Continued...

ITEM	PART NO.	QTY.	DESCRIPTION
41	02918600	6	HEXB 3/4-10UNC 2 PL8
42	02981757	2	WELDMENT, PIN, HITCH POST
43	02971702	2	FLATWASHER 1-3/8 TYPE B NARROW
44	02971701	2	NUT SLOT 1-3/8 12NF PLB
45	165020	2	PIN, COTTER 5/16 X 2-1/2 PL
46	02957622	2	ADP HYD STGHT 16MB-16MJ
47	02970466	2	ADP HYD TEE 16FJX-16MJ-16MJ
48	02969678	1	HOSE #16-16FJX -16FJX45- 74LG
49	02975437	1	HOSE #16-16FJX -16FJX45- 74LG
50	00696800	1	ADP HYD STGHT 8MB-8MJ
51	02972981	1	HOSE #8 - 8FJX - 8FJX - 80LG
52	02968895	1	PLASTIC TIE BLUE 11LG
53	02969464	3	ADP HYD STGHT 16FJ-8MJ
54	02975964	1	ASY RELIEF MANIFOLD 2900 PSI
55	02975438	1	ADP HYD STGHT 8MB - 8FJX
56	02962213	1	ADP HYD ELBOW 8MB - 8MJ 90?
57	02158800	1	HOSE #8 - 8FJX - 8FJX - 17LG
58	63000500	12	WASHER, FLAT, PLATED
59	40010000	2	PIN, COTTER 1/8 X1
-	02961085	12	CORDURA SLEEVING-54 LG

BUZZ BAR ASY - 90 IN - GEN 1 (PART 1)

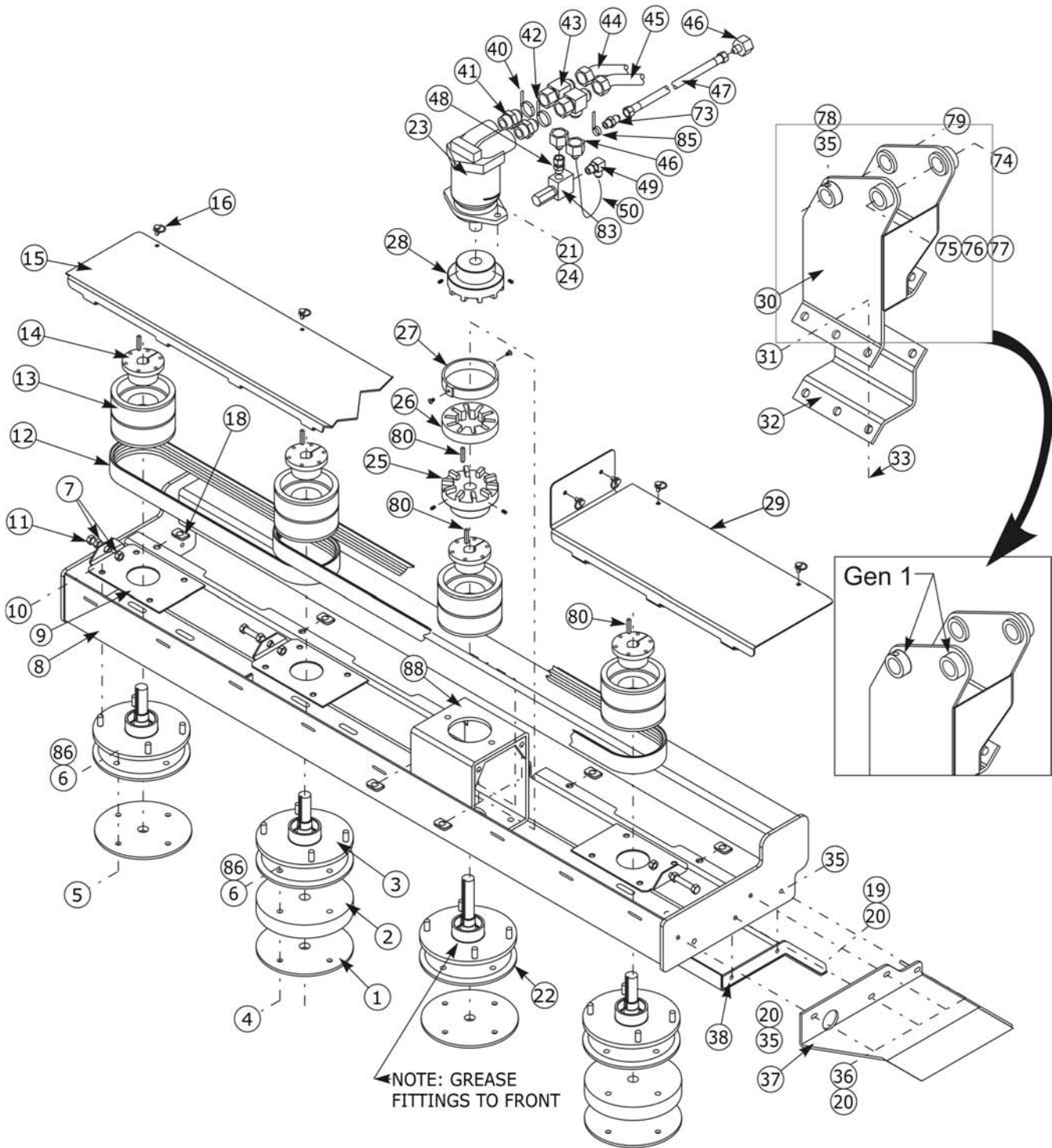


BUZZ BAR ASY - 90 IN - GEN 1 (PART 1)

Continued...

ITEM	PART NO.	QTY.	DESCRIPTION
	02974203	1	ASY 4 BLADE SAW HEAD
1	02974237	4	END CAP
2	02974238	2	SPACER
3	02974235	3	ASY SPINDLE
4	02974659	8	CSSH 1/2 NC 3-1/2
5	02974658	8	CSSH 1/2 NC 2
6	02976017	16	NUT, SLOTTED 1/2 NC PLB
7	00001200	6	NUT 1/2 NC HEX PL
8	02979295	1	USE 02983633
9	02974225	3	BRACKET TENSION ADJUSTMENT
10	00750614	16	NUT 1/2-20NF 90DEG.CONE LUG PL
11	002521	3	HHCS 1/2 NC 3-1/2 PL5
12	02974241	3	BELT POLY-V 615L10
13	02974239	4	SHEAVE POLY-V 20L6.00 W/GROOVE
14	02974240	4	BUSHING QD-SK 1-1/8
15	02979297	1	SHEET, BELT COVER LONG, 4
16	02975441	9	@STUD QUICK RELEASE W/RING
17	02975440	9	@RETAINER FOR QUICK RELEASE
18	02975439	9	@RECEIVER FOR QUICK RELEASE
19	00011400	1	HEXB 3/8 NC 1 PL5
20	00011100	10	FLATWASHER STD 3/8
21	00001800	6	LOCKNUT TLM 1/2 NC PLB
22	02978249	1	ASY,DRIVE SPINDLE
23	8301295	1	MOTOR,PISTON-2.48 CU.IN./REV
24	00749130	8	HHCS 1/2-13UNC 1-3/4 PL5
25	02978267	1	HUB 20R10 1-1/8 BORE 1/4 KEY
26	02978268	1	INSERT, URETHANE FOR 20R10
27	02978269	1	COVER, PROTECTIVE NYLON FOR
28	02978270	1	HUB 20R10 1-1/8 BORE 5/16 KEY
29	02979296	1	SHEET, BELT COVER SHORT
30	02976149	1	WLDMT HITCH POST
31	00037200	6	NUT 3/4-NC TOPLOCK GRC PL
32	02970324	1	PLATE,HITCH POST CLAMP
33	02918600	6	HEXB 3/4-10UNC 2 PL8
34	02974215	1	WLDMT HITCH TUBE 4 BLADE SAW
35	00015800	9	LOCKNUT TLM 3/8-NC PLC
36	00023100	8	HHCS 3/8 -16UNC 1-1/2 PL5
37	02974207	1	BUMPER
38	02974212	1	WLDMT SHIELD REAR
39	02975600	1	SAW BLADE PACKAGE OF 2
40	02968894	1	PLASTIC TIE RED 11LG

BUZZ BAR ASY - 90 IN - GEN 1 (PART 2)

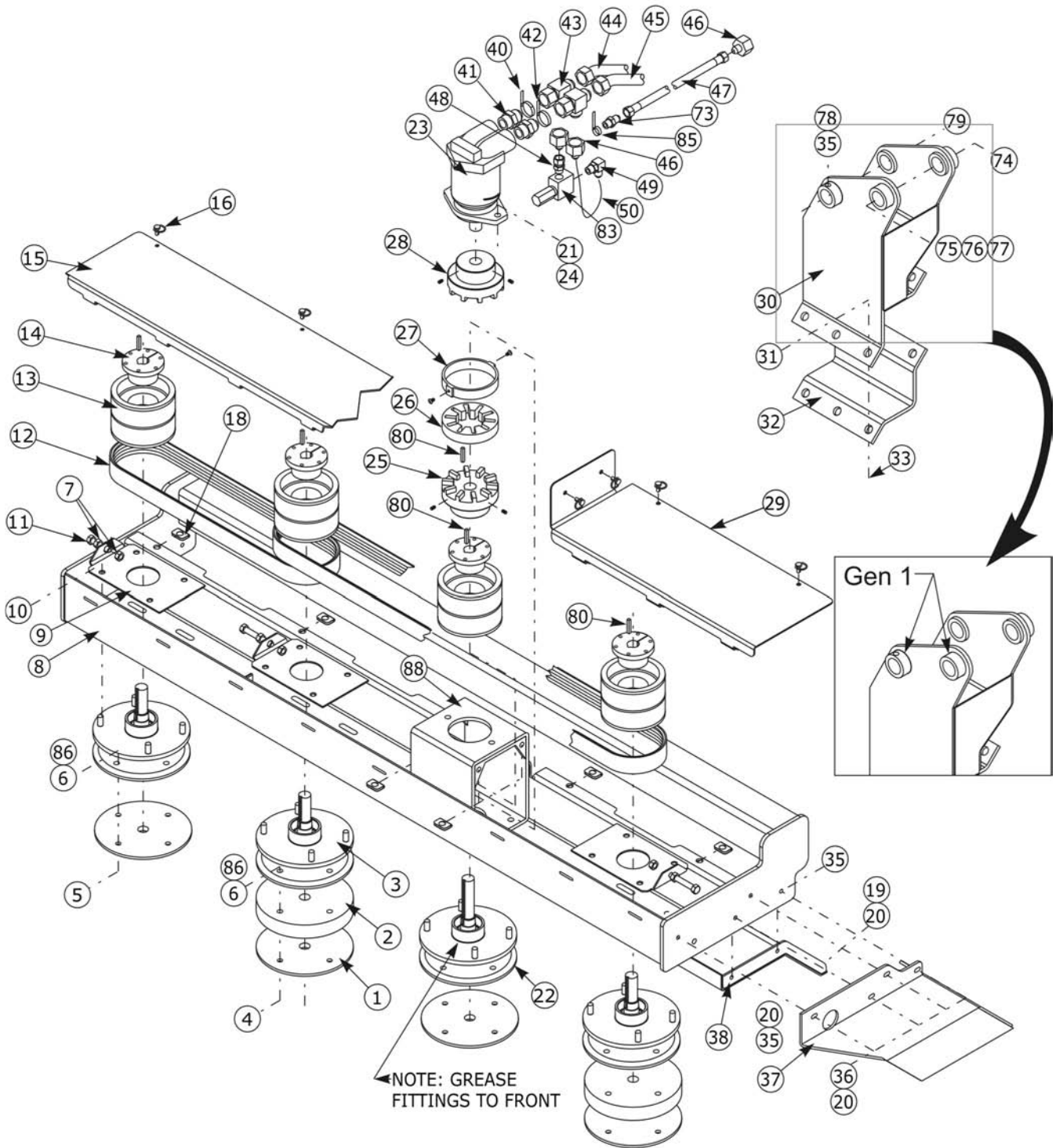


BUZZ BAR ASY - 90 IN - GEN 1 (PART 2)

Continued...

ITEM	PART NO.	QTY.	DESCRIPTION
41	02957622	2	ADP HYD STGHT 16MB-16MJ
42	02968896	1	PLASTIC TIE ORANGE 11LG
43	02970466	2	ADP HYD TEE 16FJX-16MJ-16MJ
44	02975437	1	HOSE #16-16FJX -16FJX45- 74LG
45	02969678	1	HOSE #16-16FJX -16FJX45- 74LG
46	02969464	3	ADP HYD STGHT 16FJ-8MJ
47	02972981	1	HOSE #8 - 8FJX - 8FJX - 80LG
48	02975438	1	ADP HYD STGHT 8MB - 8FJX
49	02962213	1	ADP HYD ELBOW 8MB - 8MJ 90?
50	02158800	1	HOSE #8 - 8FJX - 8FJX - 17LG
51	00758194	1	DECAL,WARNING BELT SHIELD
52	00769736	1	DECAL,USE/REPAIR GUARDS
53	00769737	1	DECAL,BLADES THROWN OBJECTS
54	02925100	1	DECAL-REPLACEMENT PARTS
55	02958241	1	DECAL-TRACTOR OPERATOR SAFETY
56	02962764	1	DECAL - PINCH POINTS
57	00756004	1	DECAL-SHIELD MISSING
58	02965262	1	DECAL-,WARNING OIL LEAK
59	02967827	1	DECAL, MULTI-HAZARD
60	00757139	2	DECAL, ALAMO INDUSTRIAL
61	02974998	1	DECAL BUZZBAR
62	D138	1	DECAL,CW BLADE ROTATION
63	02975158	1	DECAL HEAR PROTECTION REQD
64	02975170	1	DECAL ROTATING BLADES
65	02975515	1	DECAL WARNING DISCONNECT
66	02975516	1	DECAL NO HITCH POST HERE
68	02975513	1	PLATE SERIAL NUMBER BB90
69	3710151	4	METAL TACK
70	02979546	1	DECAL, ALAMO IND. GREEN &BLACK
71	1458392	1	DECAL,RED REFLECTOR
72	1458393	1	DECAL,YELLOW REFLECTOR
73	00696800	1	ADP HYD STGHT 8MB-8MJ
74	02971720	1	WELDMENT, PIN - 11-1/2LG
75	02971702	1	FLATWASHER 1-3/8 TYPE B NARROW
76	02971701	1	NUT SLOT 1-3/8 12NF PLB
77	165020	1	PIN, COTTER 5/16 X 2-1/2 PL
78	02970595	1	HHCS 3/8 NC 2-3/4 PL8
79	02971756	1	PIN, 1-1/2 X 9 CHROME
80	02669600	5	KEY 1/4 SQ X 1 1/4 LG.
81	02961134	1	DECAL- PATENT PENDING

BUZZ BAR ASY - 90 IN - GEN 1 (PART 3)

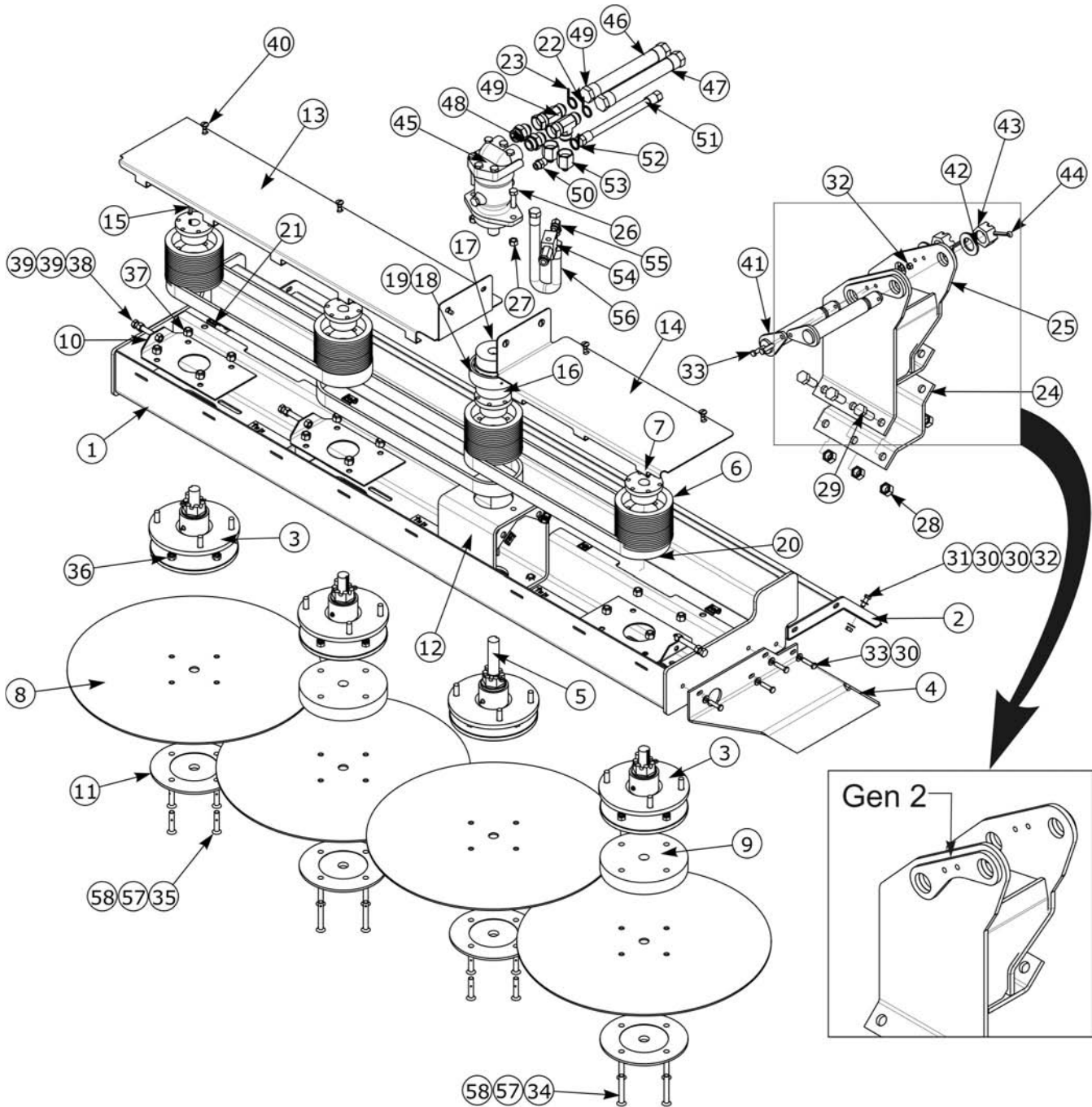


BUZZ BAR ASY - 90 IN - GEN 1 (PART 3)

Continued...

ITEM	PART NO.	QTY.	DESCRIPTION
82	02975928	1	INSERT SHEET BUZZBAR MACHETE
83	02975964	1	ASY RELIEF MANIFOLD 2900 PSI
84	02919600	2	CAP-NUT #4FJ
85	02968895	1	PLASTIC TIE BLUE 11LG
86	40010000	16	PIN, COTTER 1/8 X1
87	63000500	16	WASHER, FLAT, PLATED
88	02979262	1	MACHINED TUBE, MOTOR MOUNT
89	02979546	1	DECAL, ALAMO IND. GREEN &BLACK

BUZZ BAR ASY - 90 IN - GEN 2 (PART 1)

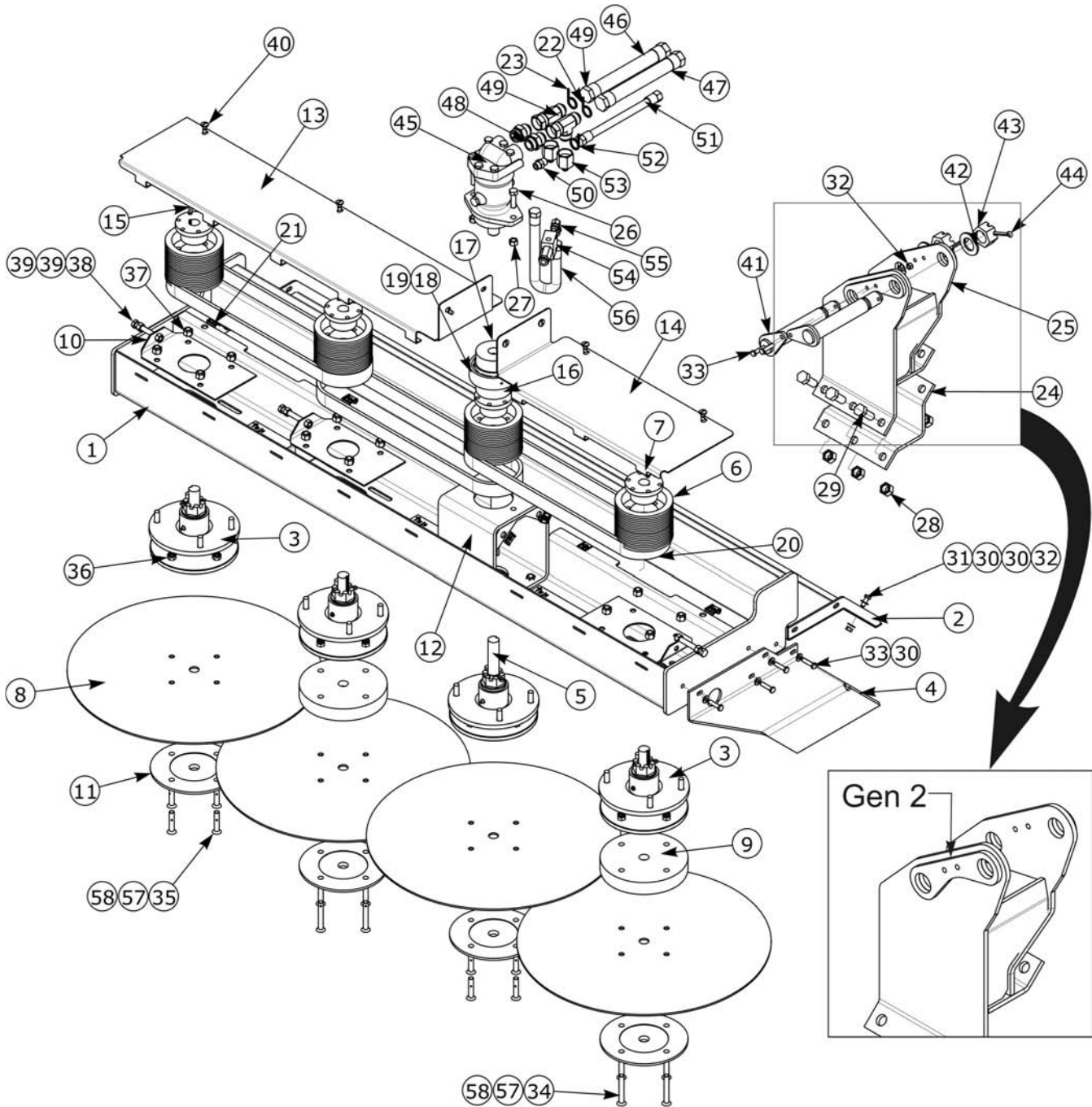


BUZZ BAR ASY - 90 IN - GEN 2 (PART 1)

Continued...

ITEM	PART NO.	QTY.	DESCRIPTION
	02986245	1	ASY, 4 BLADE BUZZBAR PISTON
1	02983633	1	WELDMENT, SAW BODY 4 BLADE
2	02974212	1	WLDMT, REAR SHIELD
3	02974235	3	HUB ASSY
4	02974207	1	BUMPER
5	02978249	1	ASSEMBLY, SPINDLE SHAFT
6	02974239	4	SHEAVE
7	02974240	4	QD BUSHING
8	02974236	4	BLADES
9	02974238	2	BLADE SPACER
10	02974225	3	BRACKET TENSION ADJUST
11	02974237	4	PLATE, SHAFT END CAP
12	02979262	1	MACHINED TUBE, MOTOR MOUNT
13	02979297	1	BELT COVER, LONG
14	02979296	1	BELT COVER, SHORT
15	02669600	5	SQ KEY
16	02978267	1	HUB, 20R10 W/1-1/8" BORE
17	02978270	1	HUB, 20R10 W/1-1/8" BORE
18	02978269	1	COVER, NYLON
19	02978268	1	INSERT, URETHANE
20	02974241	3	BELT, MICRO-V
21	02984677	9	SLIP ON RECEPTACLE 9MM
22	02968896	1	PLASTIC TIE, ORANGE, 11LG
23	02968894	1	PLASTIC TIE, RED, 11LG
24	02970324	1	PLATE-CLAMP, HITCHPOST
25	02986218	1	WELDMENT, HITCHPOST
26	00749130	2	HHCS 1/2 -13UNC 1 3/4 PL5
27	00001800	2	LOCKNUT TLM 1/2 NC PLB
28	00037200	6	NUT 3/4 NC LOCKNUT
29	02918600	6	HHCS 3/4 NC 2 PL8
30	00011100	10	FLATWASHER 3/8 STD
31	00011400	1	BOLT, HHCS 3/8 NC 1 PL5
32	00015800	11	LOCKNUT TLM 3/8 NC PLC
33	00023100	10	HHCS 3/8 X 1-1/2 NC PL GR5
34	02974659	8	FLAT SOCKET HEAD 1/2 NC X 3-1/2 W/ HOLE
35	02974658	8	FLAT SOCKET HEAD 1/2 NC X 2" W/ HOLE
36	02976017	16	SLOT NUT
37	00750614	16	NUT 1/2 NF
38	002521	3	HHCS 1/2 NC 3-1/2, FULL THREAD
39	00001200	6	NUT HEX 1/2 NC
40	02984678	9	STUD 9MM 1/4 TURN

BUZZ BAR ASY - 90 IN - GEN 2 (PART 2)



BUZZ BAR ASY - 90 IN - GEN 2 (PART 2)

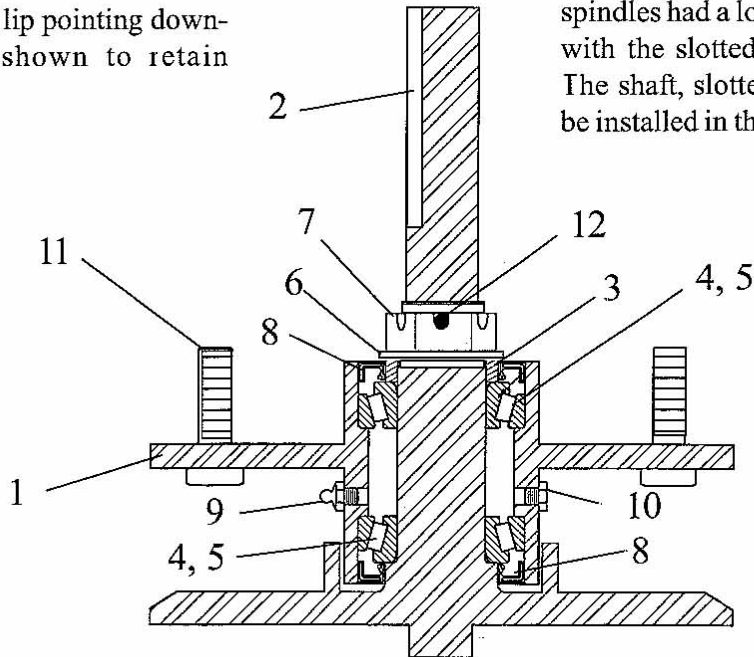
Continued...

ITEM	PART NO.	QTY.	DESCRIPTION
41	02981757	2	WELDMENT, PIN, HITCH POST
42	02971702	2	FLATWASHER 1-3/8 TYPE B NARROW
43	02971701	2	NUT SLOT 1-3/8 12NF PLB
44	165020	2	PIN, COTTER 5/16 X 2-1/2 PL
45	8301295	1	MOTOR,PISTON-2.48 CU.IN./REV
46	02975437	1	HOSE #16-16FJX -16FJX45- 74LG
47	02969678	1	HOSE #16-16FJX -16FJX45- 74LG
48	02957622	2	ADP HYD STGHT 16MB-16MJ
49	02970466	2	ADP HYD TEE 16FJX-16MJ-16MJ
50	00696800	1	ADP HYD STGHT 8MB-8MJ
51	02972981	1	HOSE #8 - 8FJX - 8FJX - 80LG
52	02968895	1	PLASTIC TIE BLUE 11LG
53	02969464	2	ADP HYD STGHT 16FJ-8MJ
54	02975964	1	ASY RELIEF MANIFOLD 2900 PSI
55	02962213	1	ADP HYD ELBOW 8MB - 8MJ 90?
56	02158800	1	HOSE #8 - 8FJX - 8FJX - 17LG
57	40010000	16	PIN, COTTER 1/8 X1
58	63000500	16	WASHER, FLAT, PLATED

BUZZ BAR SPINDLE ASY - SN BB-01219

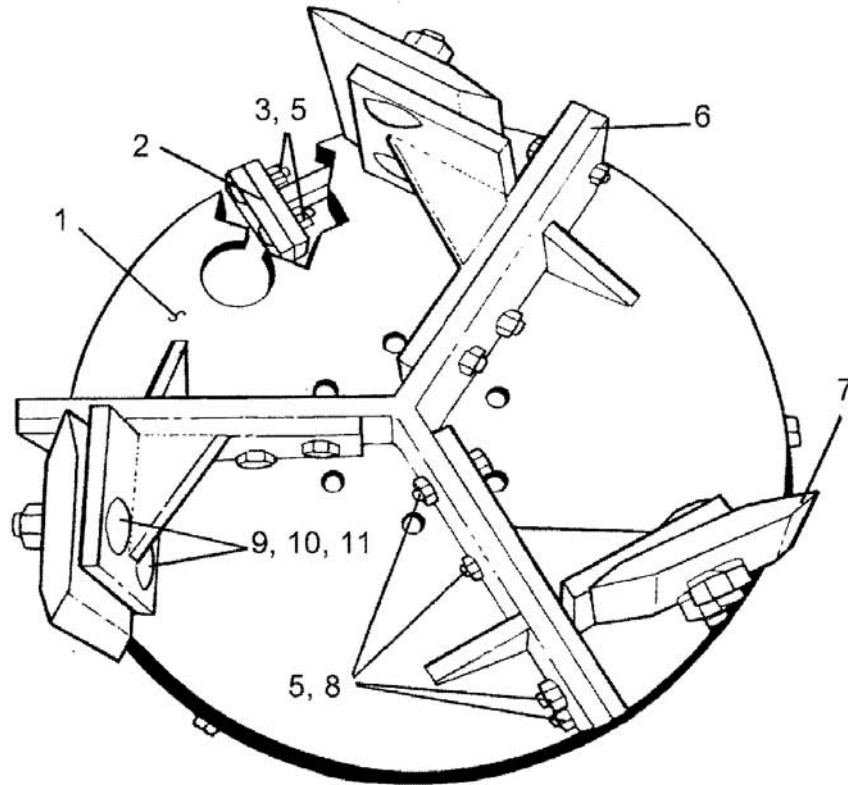
Note: Install top seal (item 8) before installing bearing collar (item 3). Seal must be installed with inner lip pointing downward as shown to retain grease.

Note: Drive spindle and non-drive spindles are the same except for the shaft. These spindles were used from S/N BB90-01219 and up. The older spindles had a locking tab nut which was replaced with the slotted nut and cotter pin shown here. The shaft, slotted nut, cotter pin and washer can be installed in the older spindles.



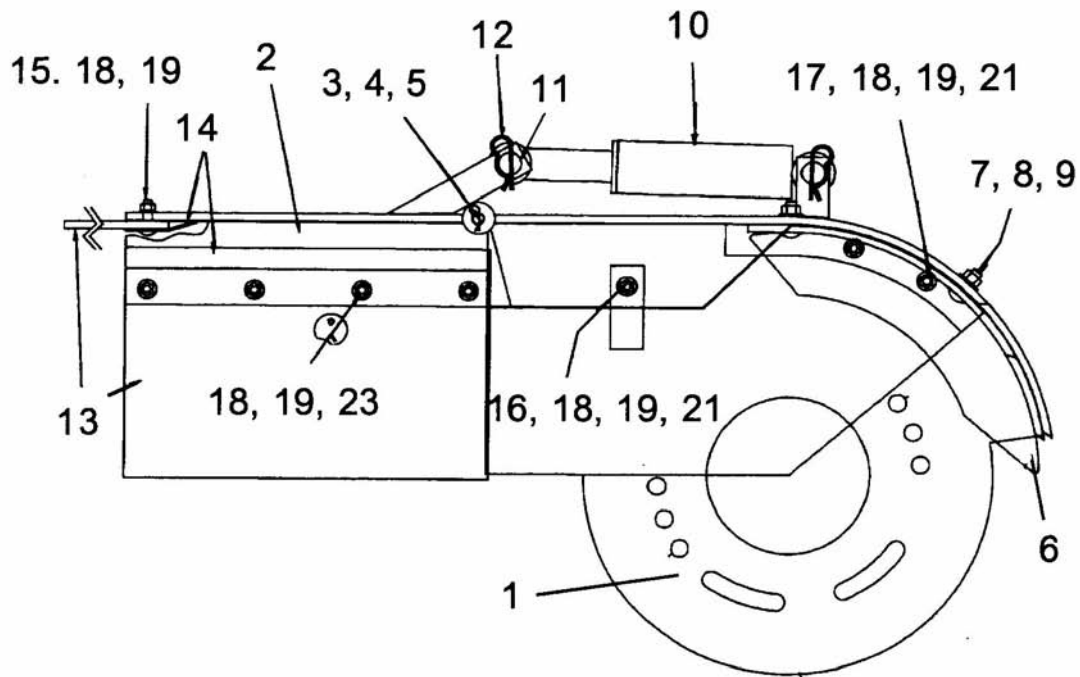
ITEM	PART NO.	QTY.	DESCRIPTION
	02978249	1	SPINDLE ASY, DRIVE SPINDLE (SHOWN)
	02974235	-	SPINDLE ASY, NON-DRIVE (NOT SHOWN)
1	02974224	1	SPINDLE HOUSING, MACHINED
2	02978472	-	SPINDLE SHAFT, NON-DRIVE SPINDLE
	02978257	1	SPINDLE SHAFT, DRIVE SPINDLE
3	02974234	-	COLLAR, BEARING PRELOAD
4	70044	-	BEARING CUP, UPPER OR LOWER
5	5312314	-	BEARING CONE, UPPER OR LOWER
6	15C2000	-	WASHER, 1-1/4" HARDEND
7	5D20120	-	SLOTTED HEX NUT, 1-1/4"-12NF PL
8	00766549	-	SEAL, UPPER OR LOWER
9	00003500	-	GREASE FITTING, 1/8" STRAIGHT
10	02959018	-	GREASE RELIEF FITTING, 1-5LBS
11	00752177	-	BOLT, STUD 1/2"-20NF X 1-7/8"
12	00606000	-	COTTER PIN, 3/16" X 2"

DITCHER - BLADE CARRIER ASY



ITEM	PART NO.	QTY.	DESCRIPTION
	02875301	-	BLADE HEAD ASY, W/ BLADES (FORWARD ROTATION)
1	02875400	1	BLADE HEAD WLD' MT
2	02875900	3	WEAR PLATE
3	02886900	6	BOLT
5	00001800	18	NUT
6	02958680	3	MOUNT BRACKET
7	02958675	3	BLADE, ROUGH CUT
	02958685	-	SHIM KIT FOR ROUGH CUT BLADES
8	02891800	12	BOLT
9	02958684	6	BOLT
10	00003901	6	LOCKWASHER
11	00037200	6	NUT

DITCHER - HOUSING ASY



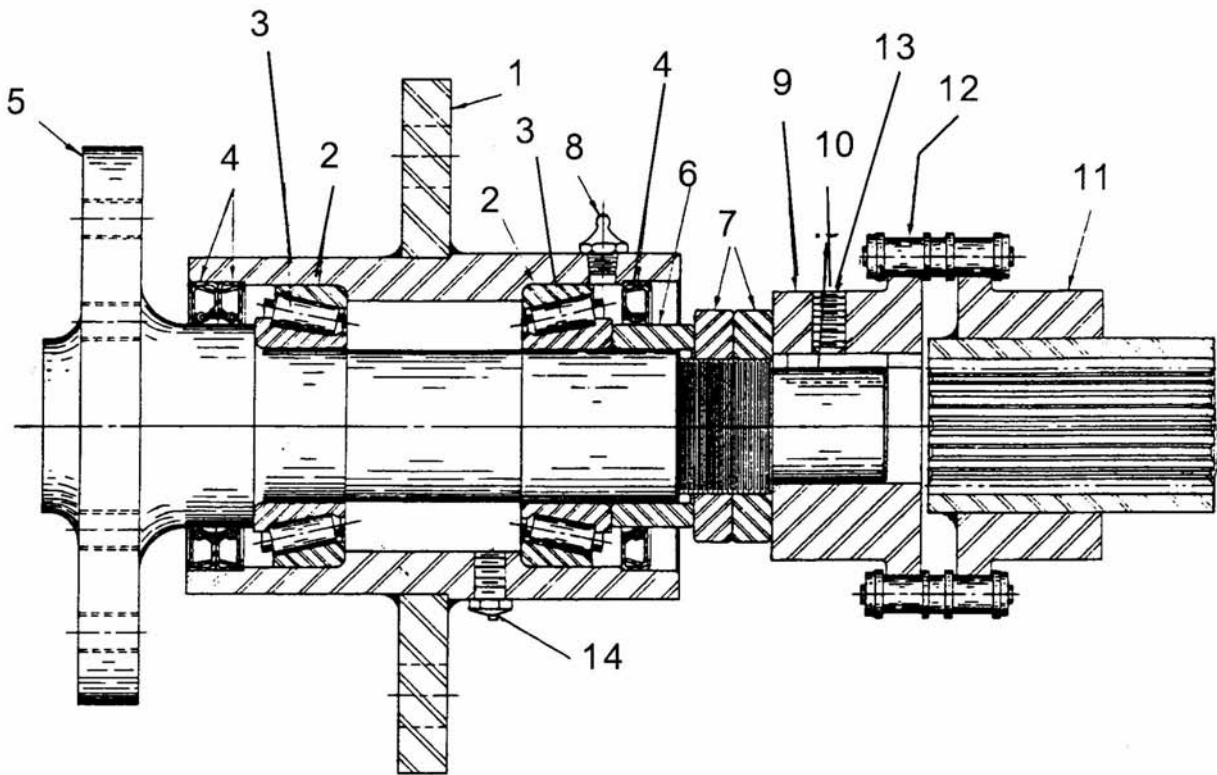
ITEM	PART NO.	QTY.	DESCRIPTION
	02873900	-	DITCHER HOUSING ASY
1	02974000	1	HOUSING WLD'MT
2	02874601	1	DEFLECTOR
3	02875001	1	HINGE PIN
4	00002700	2	FLATWASHER
5	00026200	2	COTTER PIN
6	02875101	2	BACK-UP PLATE
7	02886900	4	BOLT
8	00001300	4	LOCKWASHER
9	00001200	4	NUT
10	02811000	1	CYLINDER ASY
11	02276700	2	CYLINDER PIN
12	37107B13	4	HAIR PIN CLIP
13	02959086	3	RUBBER DEFLECTOR
14	02959087	3	DEFLECTOR CLAMP BAR
15	12621000	3	BOLT
16	00023100	1	BOLT
17	00059700	2	BOLT
18	00012101	14	LOCKWASHER
19	00013901	14	NUT
20	02959089	1	HOUSING COVER

DITCHER - HOUSING ASY

Continued...

ITEM	PART NO.	QTY.	DESCRIPTION
21	00011100	3	FLATWASHER
22	02042500	2	ADAPTER, STRAIGHT
23	000644	8	BOLT

DITCHER - SPINDLE ASY

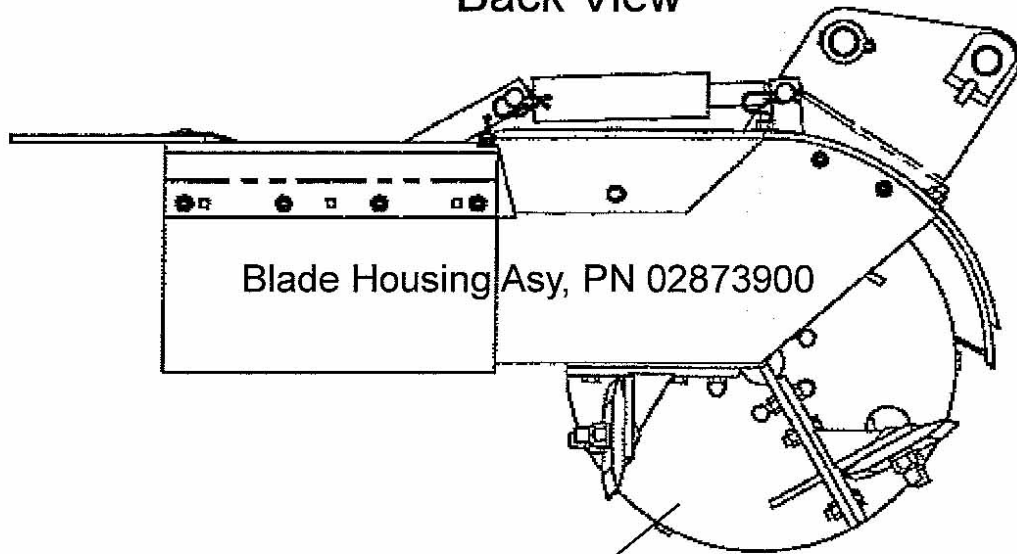


ITEM	PART NO.	QTY.	DESCRIPTION
	02973336	-	SPINDLE ASY (ITEMS 1 THRU 14)
1	02883700	1	SPINDLE HSG, W/ BRG CUPS & GREASE FITTING
2	02708100	-	BEARING CUP
3	02907700	2	BEARING CONE
4	02707600	3	SEAL
5	02872701	1	SPINDLE SHAFT
6	02873200	1	SPACER
7	02870900	1	NUT
8	00003500	-	GREASE FITTING
9	02873301	1	COUPLING HALF, SPINDLE
10	02959017	1	KEY
11	02973318	1	COUPLING HALF, MOTOR
12	02873800	1	CHAIN COUPLING
13	02959014	1	SETSCREW
14	02959018	1	RELIEF FITTING

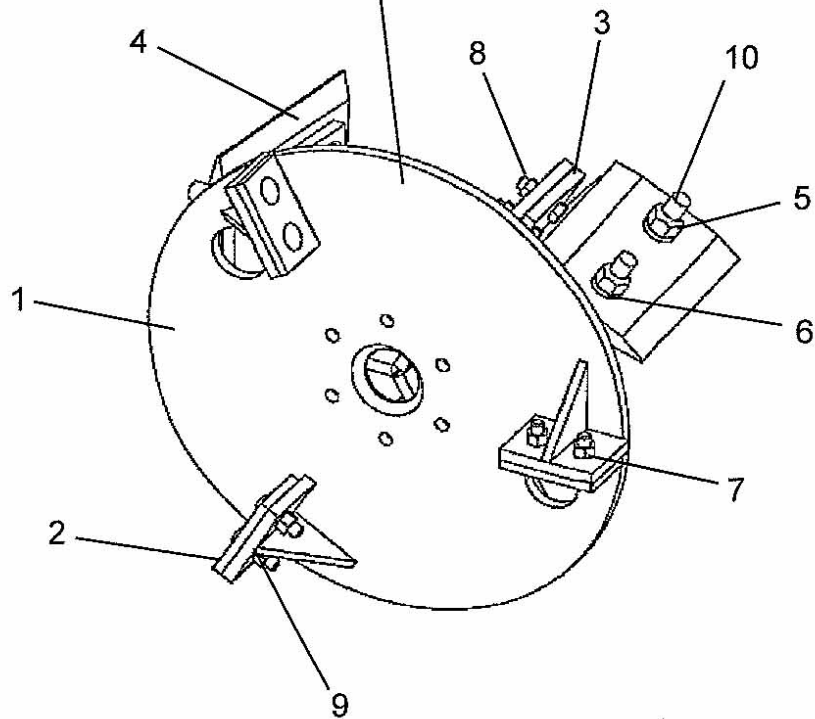
THIS PAGE INTENTIONAL LEFT BLANK

DITCHER BLADE HEAD ASY - ROUGH CUT

Back View



Blade Asy, PN 02875301

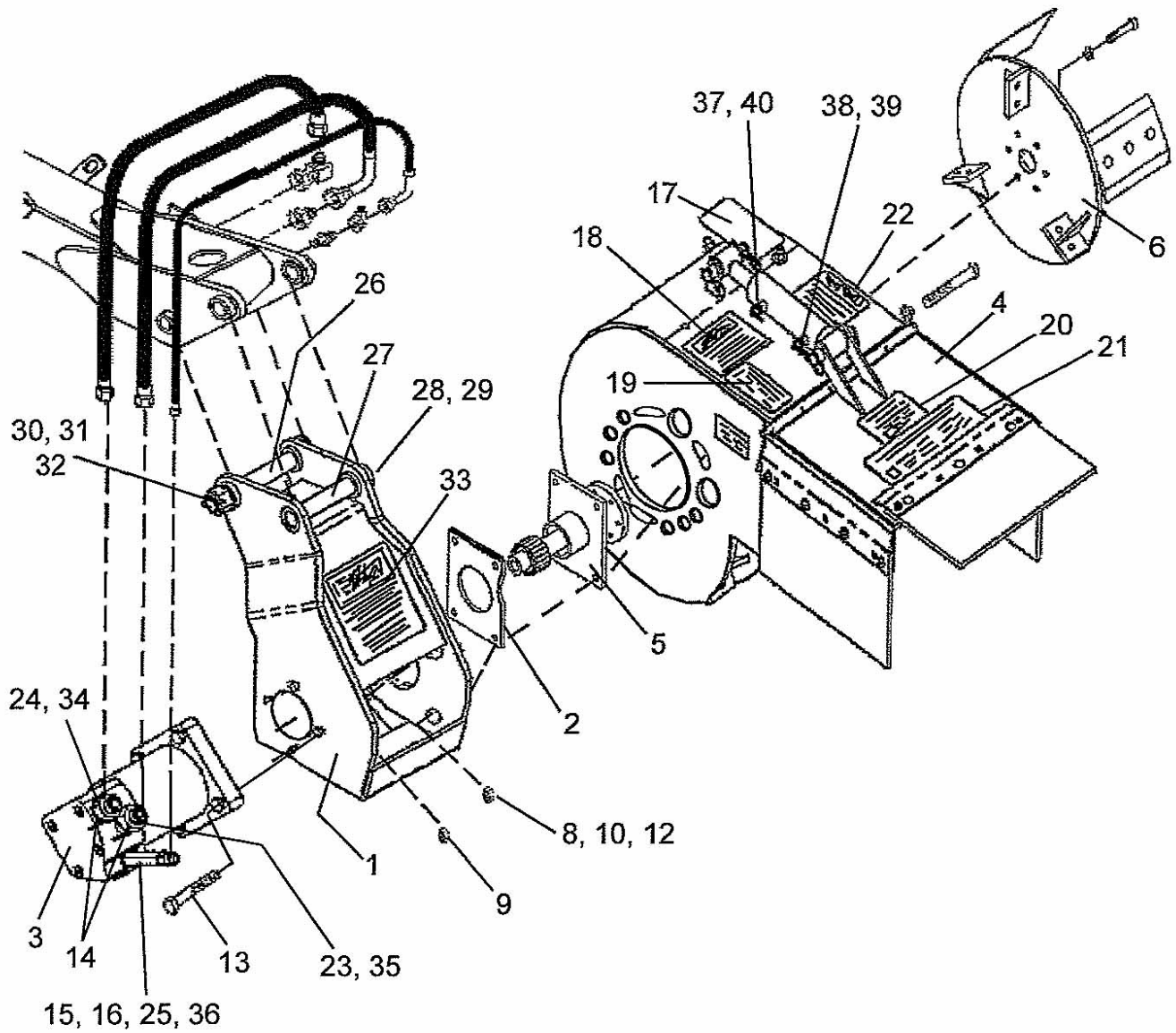


DITCHER BLADE HEAD ASY - ROUGH CUT

Continued...

ITEM	PART NO.	QTY.	DESCRIPTION
1	02875400	1	BLADE HEAD WLD`MT
2	02875900	3	WEAR PLATE
3	02958680	3	MOUNT BRKT-ROUGH CUT BLADE WLD`MT
4	02958675	3	ROUGH CUT, DITCHER BLADE
5	00037200	6	LOCKNUT, 3/4" NC GRC PL
6	00003901	6	LOCKWASHER, 3/4" PL HEAVY
7	00001800	18	LOCKNUT, 1/2" NC PLB
8	02891800	12	HEX HEAD CAP SCREW, 1/2" NC 1-3/4 PL8
9	02886900	6	CARRIAGE BOLT, 1/2" 13UNC 1-1/2" PL5
10	02958684	6	CARRIAGE BOLT, 3/4" NC 2-1/2" PL5

DITCHER HEAD ASY - (NEW STYLE)



ITEM	PART NO.	QTY.	DESCRIPTION
	02982531	-	MACHETE/MAVERICK DITCHER ASY
1	02984420	1	HITCHPOST WLD MT, BOOM MOUNT
2	02973583	1	PLATE SPACER ON DITCHER
3	02977703	1	MOTOR GEROLER, 7.95 CID
	02983465	1	SEAL KIT, REAR 02977703 MTR
	02983466	1	SEAL KIT, SHAFT 02977703 MTR
	02983467	1	SHAFT ASY, 1 1/4-14T 02977703
4	02873900	1	BLADE, HSG ASY
5	02973336	1	SPINDLE ASY
6	02875301	1	BLADE, HEAD ASY. ROUGH CUT

DITCHER HEAD ASY - (NEW STYLE)

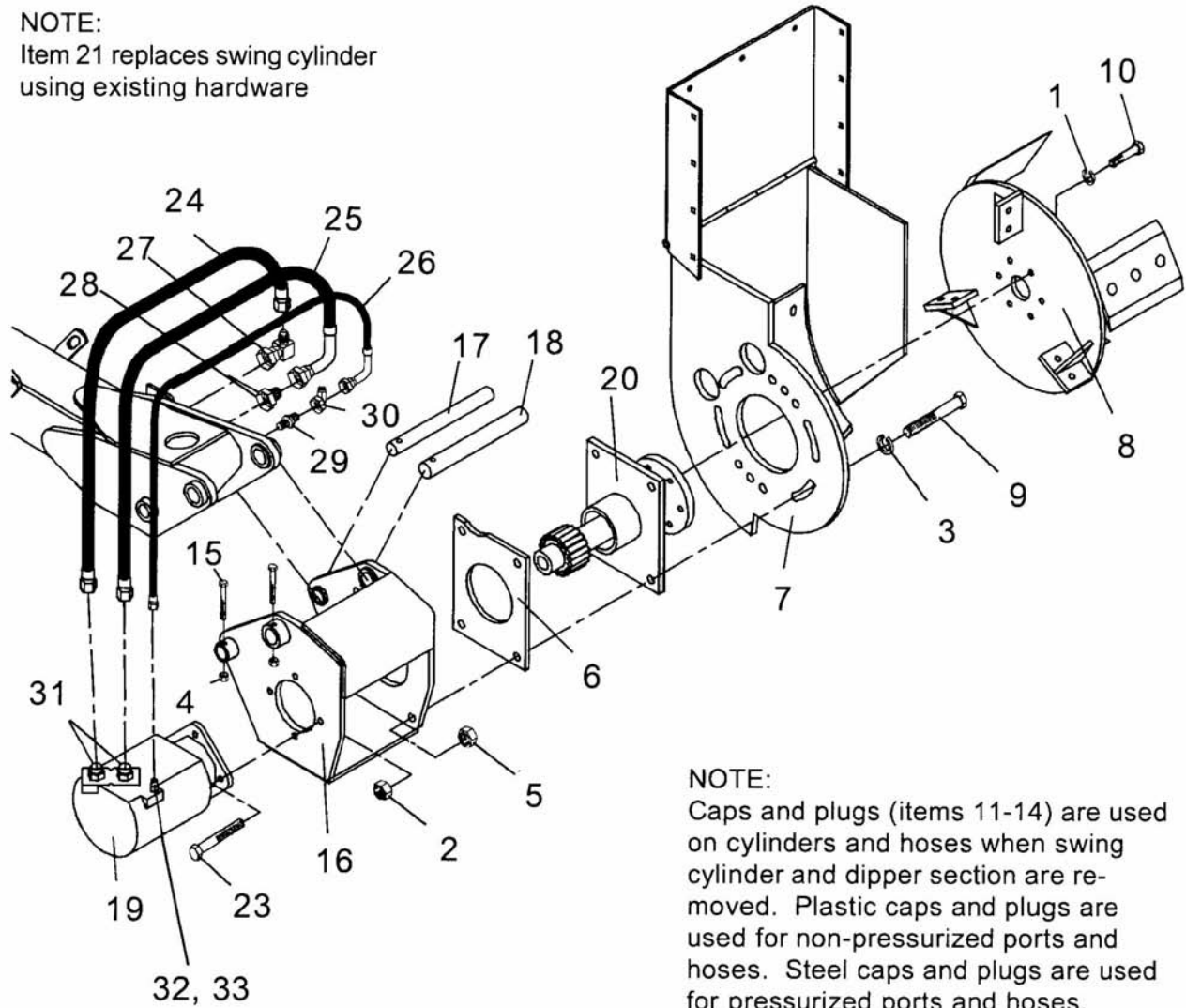
Continued...

ITEM	PART NO.	QTY.	DESCRIPTION
7	00001300	6	LOCKWASHER, 1/2" PL STD
8	00002701	2	FLATWASHER, 3/4" TYPE AW,ZP
9	00001800	4	LOCKNUT, 1/2" NC PLB
10	00037200	4	LOCKNUT, 3/4" NC GRC PL
11	02891800	6	HEX HEAD BOLT, 1/2" NC 1-3/4" PL8
12	02881000	4	HEX HEAD BOLT, 3/4" NC 3-1/2" PL5
13	02027400	4	HEX HEAD BOLT, 1/2" NC 2-1/4" PL5
14	02980373	2	ADP HYD STRAIGHT, 10MB - 16MJ
15	02980686	1	RELIEF VALVE, INLINE 160 PSI
16	00770346	1	ADAPTER, HYD, STRIAGHT
17	00725739	1	DECAL, WARNING SHIELDS & GRDS
18	02965262	1	DECAL, WARNING HOSE BURST
19	02925100	1	DECAL, REPLACEMENT PARTS
20	02960766	1	DECAL, ALAMO INDUSTRIAL LOGO
21	02970888	1	DECAL, BOOM DITCHER
22	999204	1	DECAL, DITCHER
23	02968894	1	PLASTIC TIE, 11" LG
24	02968896	1	PLASTIC TIE, 11" LG
25	02968895	1	PLASTIC TIE, 11" LG
26	02971720	1	PIN WELDMENT, 11-1/2" LG
27	02971756	1	PIN, 1-1/2" X 9" CHROME
28	00015800	1	LOCKNUT, 3/8" NC PLC
29	02970595	1	HEX HEAD BOLT, 3/8" NC 2-3/4" PL8
30	02971701	1	SLOTTED NUT, 1-3/8" 12NF PLB
31	02971702	1	FLATWASHER, 1-3/8" TYPE B NARROW
32	165020	1	COTTER PIN, 5/16" X 2-1/2" PL
33	02967827	1	DECAL, MULTI HAZ
34	02984539	1	HOSE, #16 - 16FJX - 16FJX 90 - 62" LG
35	02984538	1	HOSE, #16 - 16FJX - 16FJX 90 - 54" LG
36	02984540	1	HOSE, #8 - 8FJX - 8FJX 90 - 54" LG
37	02984541	1	HOSE, #4 - 4FJX - 6FJX 90 - 80" LG
38	02984542	1	HOSE, #4 - 4FJX - 6FJX 90 - 88" LG
39	02968837	1	PLASTIC TIE, 4" LG
40	02968836	1	PLASTIC TIE, 4" LG

DITCHER HEAD ASY - (OLD STYLE)

NOTE:

Item 21 replaces swing cylinder
using existing hardware



NOTE:

Caps and plugs (items 11-14) are used on cylinders and hoses when swing cylinder and dipper section are removed. Plastic caps and plugs are used for non-pressurized ports and hoses. Steel caps and plugs are used for pressurized ports and hoses.

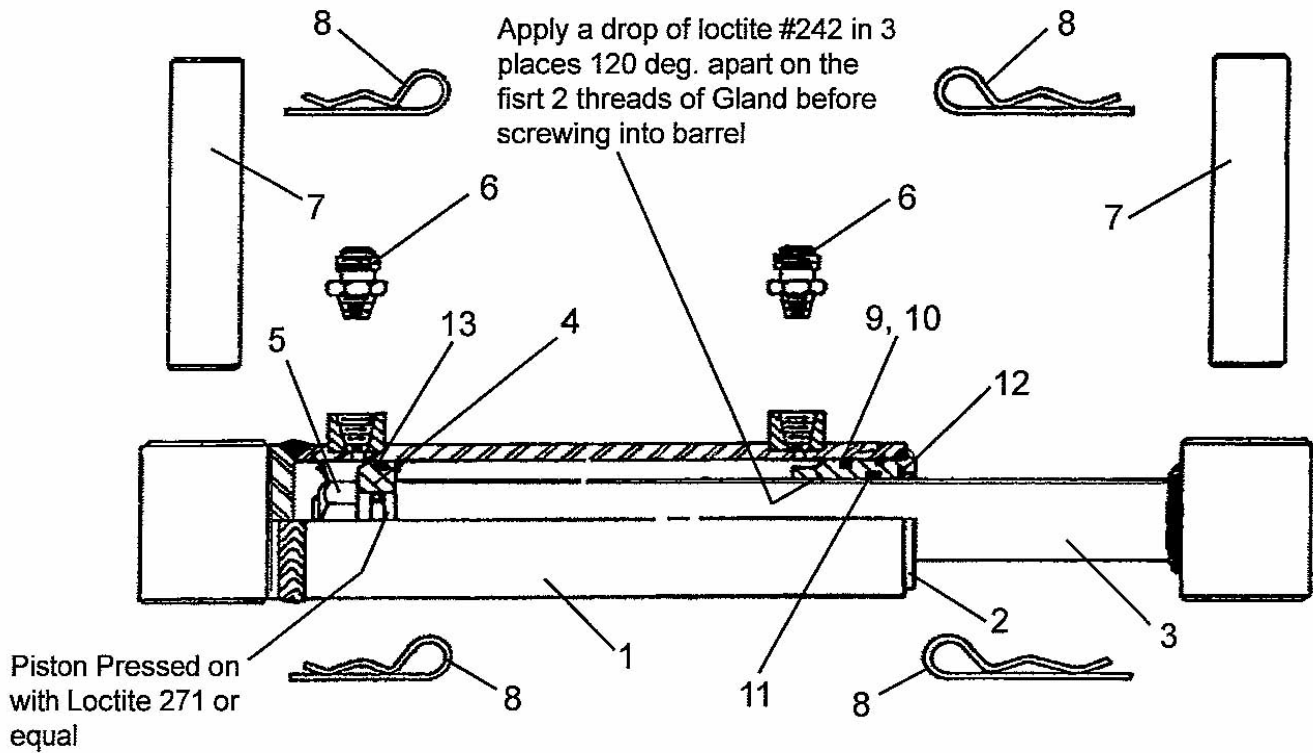
ITEM	PART NO.	QTY.	DESCRIPTION
	02973313	-	DITCHER HEAD ASY
1	00001300	6	LOCKWASHER
2	00001800	4	LOCKNUT
3	00002701	2	FLATWASHER
4	00015800	2	LOCKNUT
5	00037200	4	LOCKNUT

DITCHER HEAD ASY - (OLD STYLE)

Continued...

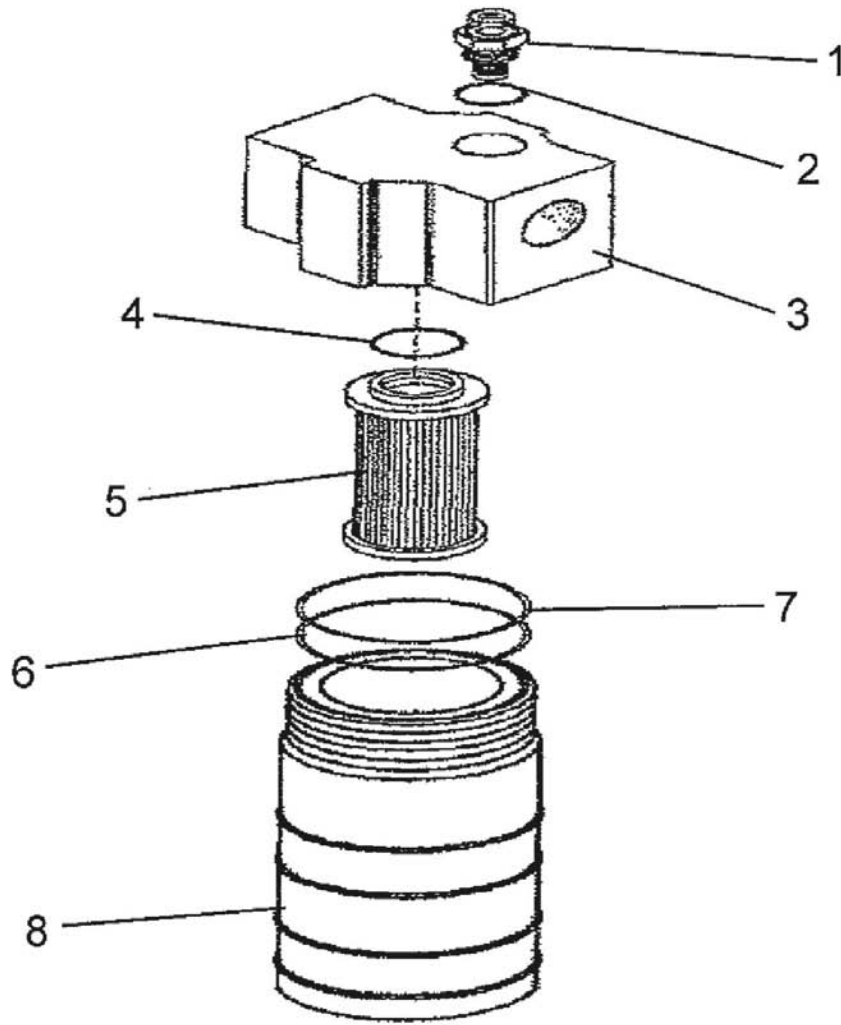
ITEM	PART NO.	QTY.	DESCRIPTION
6	02973583	1	SPACER PLATE
7	02873900	1	HOUSING ASY
8	02875301	1	BLADE HEAD ASY
9	02881000	4	BOLT
10	02891800	6	BOLT
11	02957416	2	PLASTIC CAP, OUTER 1/4" (NOT SHOWN)
12	02961319	2	PLASTIC PLUG, INNER 3/8" (NOT SHOWN)
13	02963576	4	PLUG, (NOT SHOWN)
14	02963637	4	PLASTIC CAP, OUTER 3/8" (NOT SHOWN)
15	02970595	2	BOLT
16	02973327	1	DITCHER MOUNT
17	02973328	1	PIN, 1-1/4" DIA.
18	02973329	1	PIN, 1-1/2" DIA
19	02973330	-	MOTOR (FEB. 2004 & DOWN) 11.9 CID (MOTOR LENGTH 10-5/8" LONG FROM MOUNT FLANGE TO END OF MOTOR)
	02977703	-	MOTOR (MAR. 2004 & UP) 7.95 CID (MOTOR LENGTH MEASURES 8-5/8" FROM MOUNT FLANGE TO END OF MOTOR, TH
	02983465	1	SEAL KIT, REAR (F/ 02977703 MOTOR ONLY)
	02983466	1	SEAL KIT, SHAFT (F/ 02977703 MOTOR ONLY)
	02983467	1	SHAFT ASY. 1-1/4" -14T (F/ 02977703 MOTOR ONLY)?
	02974163	-	SEAL KIT, FRONT & REAR HALF COMPLETE (F/ MOTOR P/N 02973330 ONLY)
	02974161	-	SEAL KIT, FRONT HALF ONLY (F/ MOTOR
	02974162	-	SEAL KIT, REAR HLAF ONLY (F/ MOTOR P/N 02973330 ONLY)
	02980913	1	MOTOR INPUT SHAFT (F/ MOTOR P/N 02973330 ONLY)
20	02973336	1	SPINDLE ASY
21	02973522	1	SWING BAR (NOT SHOWN)
22	02973563	2	CAP NUT (NOT SHOWN)
23	02027400	4	BOLT
24	002021	1	HOSE
25	02973588	1	HOSE
26	61026400	1	HOSE
27	02956851	1	ADAPTER, ELBOW 90?
28	02973587	1	ADAPTER, STRAIGHT
29	02969464	1	ADAPTER, STRAIGHT
30	02962749	1	ADAPTER, ELBOW 45?
31	02957622	2	ADAPTER, STRAIGHT (USED W/ MOTOR P/N 02973330)
	02980373	2	ADAPTER, STRAIGHT (USED W/ MOTOR P/N 02977703)
32	00770346	1	ADAPTER, STRAIGHT
33	02980686	1	LOW PRESSURE RELIEF

DITCHER HEAD DEFLECTOR CYLINDER



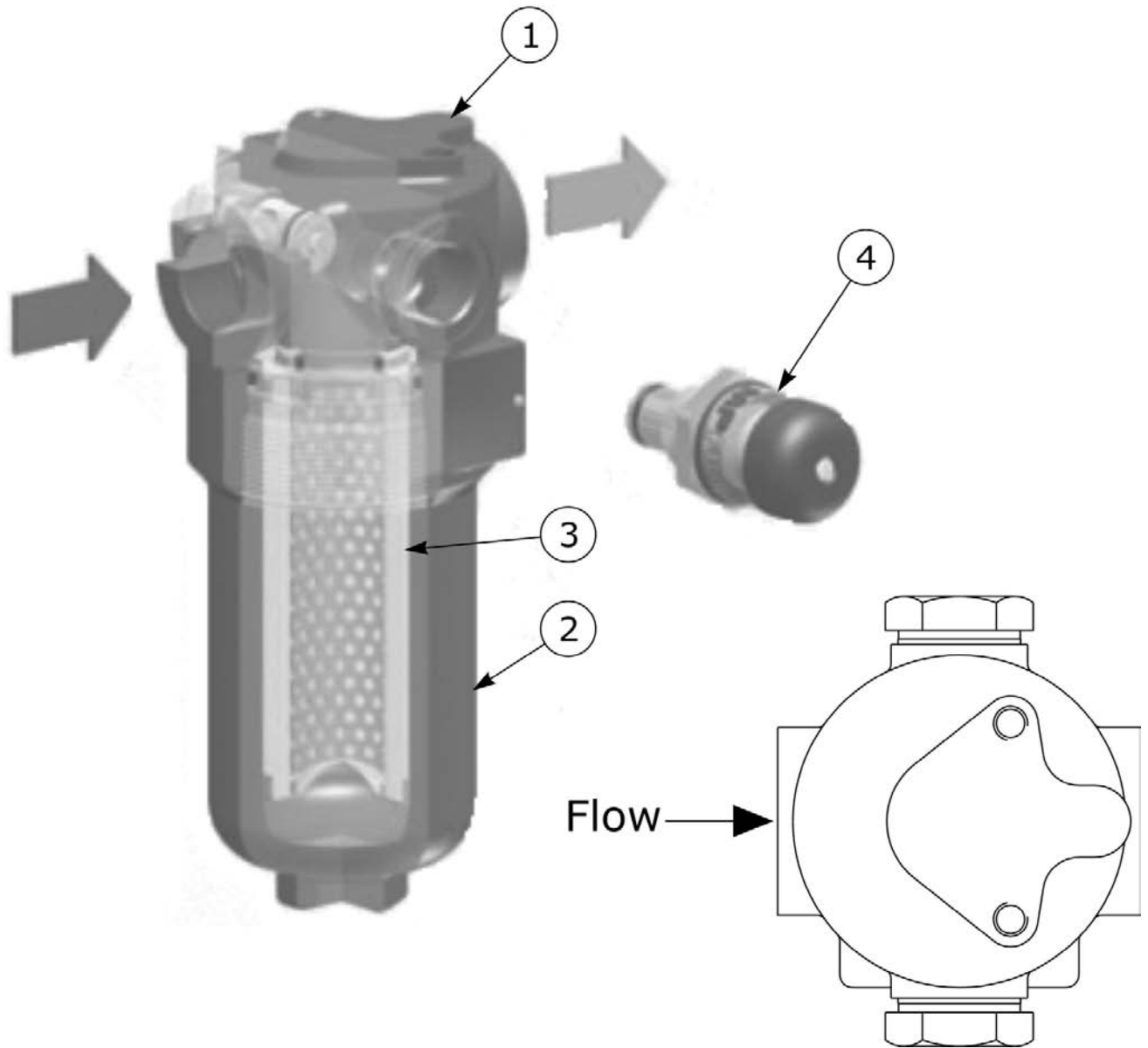
ITEM	PART NO.	QTY.	DESCRIPTION
	02956704	-	DEFLECTOR CYLINDER, W/FITTINGS
	02811000A	-	HYDRAULIC CYLINDER
1	02977664	1	TUBE WELDMENT
2	1417144	1	HEAD,CYLINDER
3	02977665	1	ROD WELDMENT
4	33309	1	PISTON
5	5JRC12160	1	LOCKNUT, 3/4" NF PLC
6	02042500	2	ADAPTER, HYD, STRAIGHT
7	02276700	2	PIN-CYLINDER
8	02276800	4	PIN-CLIP
9*	-----	1	SEAL, GLAND
10*	-----	1	O-RING
11*	-----	1	SEAL, ROD
12*	-----	1	SEAL, ROD WIPER
13*	-----	1	SEAL, PISTON
14	02975528	-	SEAL KIT (ITEMS WITH * ARE INCLUDED IN SEAL KIT)

FILTER ASY - PN 02976066



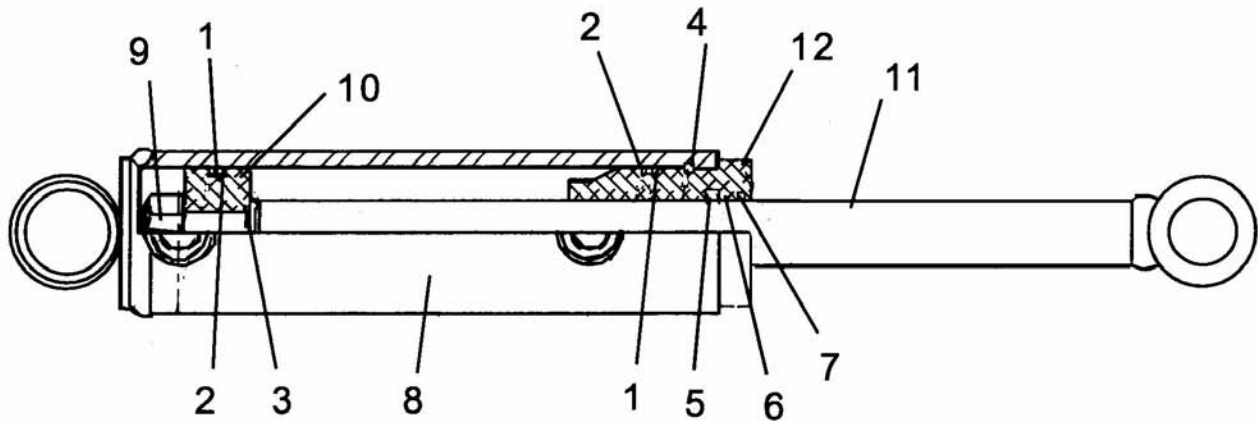
ITEM	PART NO.	QTY.	DESCRIPTION
	02976066	1	FILTER ASY IN-LINE MACHETE
1	02983979	1	VISUAL INDICATOR W/BYPASS
2	02978266	1	HUB, 20R10 1BORE WITH
3	02976585	1	FILTER HEAD FOR 02976066
4	02651700	1	O-RING
5	02982038	1	FILTER REPLACEMENT ELEMENT
6	02976583	1	BACK UP RING
7	02976582	1	O-RING
8	02976584	1	BOWL 4 FOR 02976066 FILTER

FILTER ASY - PN 02985280



ITEM	PART NO.	QTY.	DESCRIPTION
1	02985281	1	FILTER ASY, HEAD
2	02985282	1	BOWL, FILTER ASY
3	02985283	1	FILTER, ELEMENT
4	02985285	1	INDICATOR, VISUAL

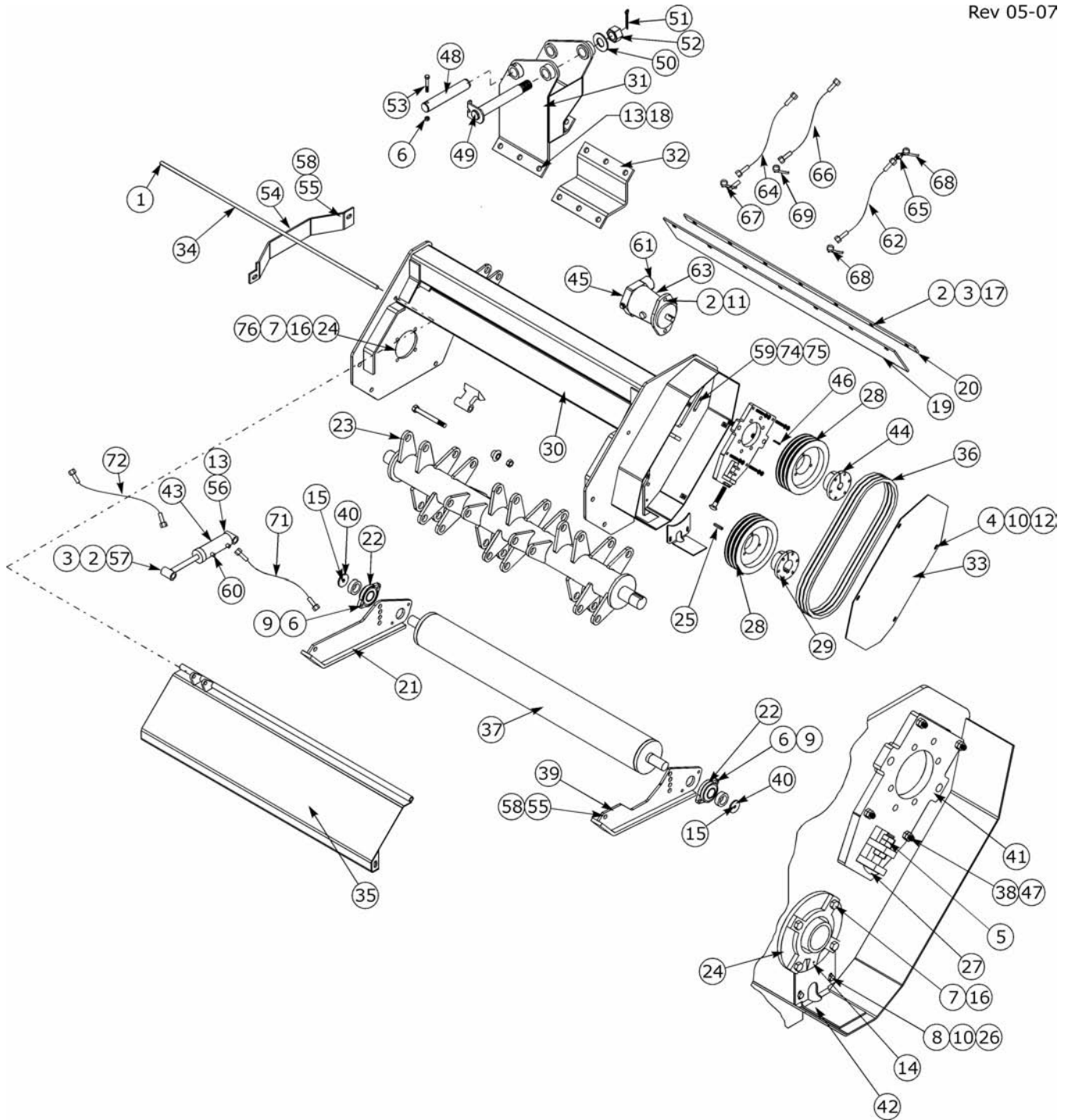
FLAIL AXE - DOOR CYL ASY - PN 02970710A



ITEM	PART NO.	QTY.	DESCRIPTION
	02970710A	-	CYLINDER ASY, FLAIL AXE DOOR CYL.
1	* SEAL KIT	3	BACK-UP RING
2	* SEAL KIT	2	O-RING
3	* SEAL KIT	1	O-RING
4	* SEAL KIT	1	LOCKWIRE
5	* SEAL KIT	1	O-RING
6	* SEAL KIT	1	BACK-UP RING
7	* SEAL KIT	1	ROD WIPER
8	02975588	1	TUBE
9	5JRC8200	1	LOCKNUT
10	02975590	1	PISTON
11	02975591	1	ROD
12	02975589	1	HEAD GLAND
13	02975532	1	SEAL KIT, (ITEMS 1 THRU 7)

FLAIL AXE - HEAD ASY (PART 1)

Rev 05-07



ITEM	PART NO.	QTY.	DESCRIPTION
	02970300	-	FLAIL AXE (BELT DRIVEN)
	02973565	-	FLAIL AXE (BELT DRIVE) W/GRASS
1	02956768	2	PIN ROLL 5/32X1
2	00001800	12	LOCKNUT TLM 1/2 NC PLB

FLAIL AXE - HEAD ASY (PART 1)

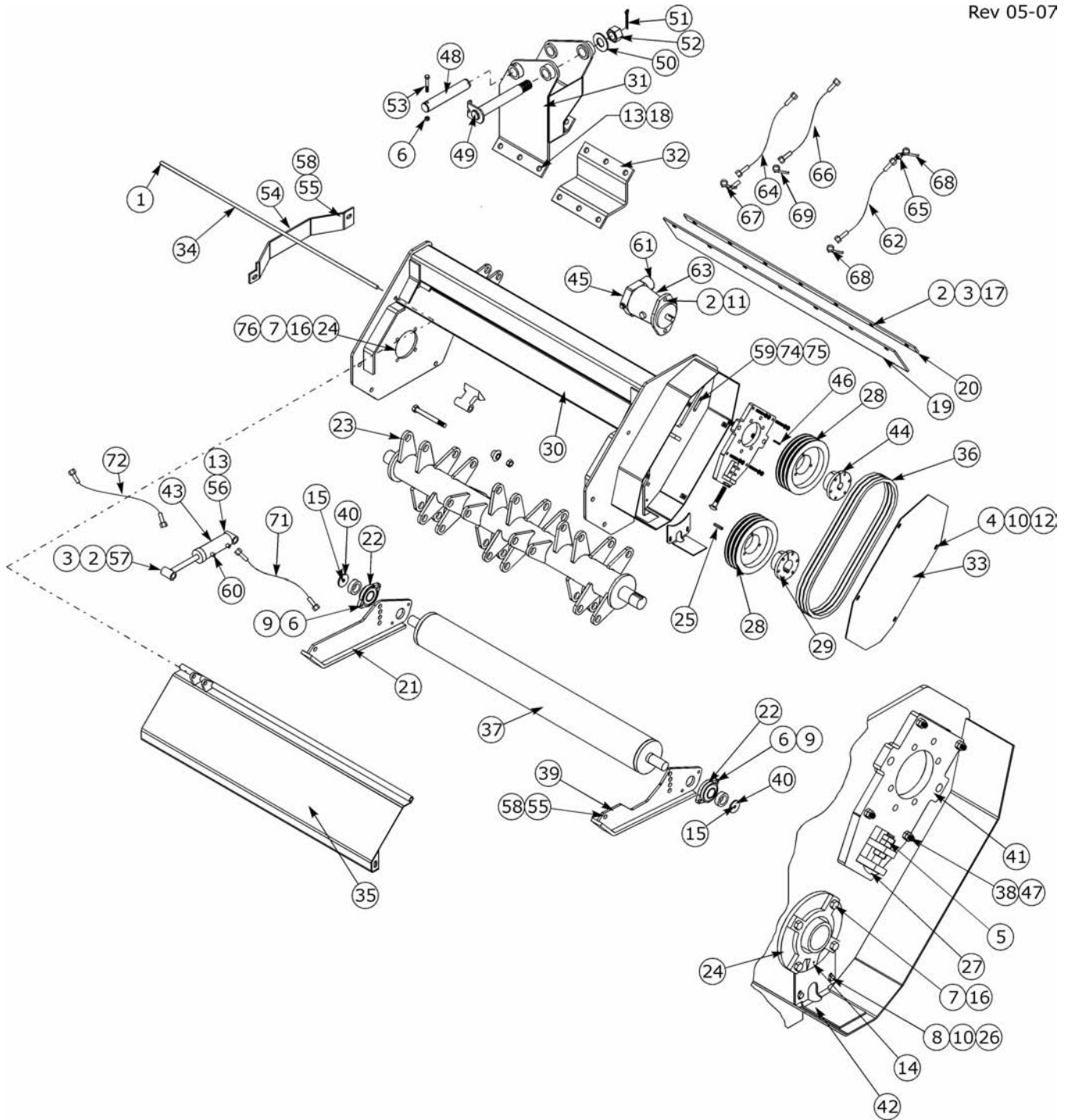
Continued...

ITEM	PART NO.	QTY.	DESCRIPTION
3	00002700	17	FLATWASHER 1/2 PL STD
4	00011700	4	LOCKWASHER,5/16 PL STD
5	00013500	3	NUT JAM HEX 5/8 NC PL
6	00015800	4	LOCKNUT TLM 3/8-NC PLC
7	00019300	8	HHCS 1/2 NF 1-1/2 PL5
8	10119000	2	HEXB 5/16 X 1 NC GR5
9	00023100	4	HHCS 3/8 -16UNC 1-1/2 PL5
10	00023500	6	FLATWASHER 5/16 PL
11	00013300	2	HEXB 1/2 NC 2 PL5
12	00035900	4	BOLT, HEX HD 5/16-NC X 3/4 GR5
13	00037200	5	NUT 3/4-NC TOPLOCK GRC PL
14	000941	1	GREASE FTG,1/4-28X90
15	00753642	2	HHCS,3/8NC X 1-1/4,ZP,GRD5
16	000642	8	NUT,1/2NF CENTERLOCK
17	02892000	7	HHCS, 1/2"-13 NC x 1-1/2" PL8
18	02918600	6	HEXB 3/4-10UNC 2 PL8
19	02956712	1	RUBBER FLAP 6 X 48-1/2
20	02956714	1	CLAMP BAR
21	02956748	1	WLDMT, SKID SHOE
22	02957041	2	ROLLER BEARING AND FLANGE
	02959935	2	CUTTERSHAFT ASSY - HD GRASS
23	02957655M	1	CUTTERSHAFT ASSY - FLAIL AXE
24	02958131A	1	FLANGE BEARING ASY 2 BORE
25	02958198	2	KEY 1/2 X 1/2 X 1 7/8LG
26	00750940	1	NUT TOPLOCK 5/16 NC PLB
27	03200925	2	CARB 5/8-11UNC 3LG PL5
28	02967325	1	PULLEY, 3G5V-8.50 DIA.
29	02967328	1	BUSHING,QD-HUB SF 1-15/16 DIA.
30	02970301	1	WELDMENT,FLAIL AXE HEAD
31	02970303	1	WELDMENT,HITCH POST,FLAIL AXE
32	02970324	1	PLATE,HITCH POST CLAMP
33	02970325	1	PLATE,COVER,BELT & PULLEY
34	02970326	1	ROD,HINGE,F/A DOOR
35	02970465	1	WELDMENT,DOOR, FLAIL AXE
36	02970539	3	V-BELT
37	02970540	1	WELDMENT,ROLLER
38	02970583	4	SHSS 3/8-NF X 1-1/2 PL5
39	02970585	1	WELDMENT,SKID SHOE
40	02970586	2	WASHER,2OD,7/16 ID X 3/16
41	02973256	1	WLDMT MOTOR MOUNT W/O STUDS
42	02970709	1	PLATE,INSIDE PLATE

Machete Boom 17 21 and 24 04-04 Rev 12-08

FLAIL AXE - HEAD ASY (PART 2)

Rev 05-07



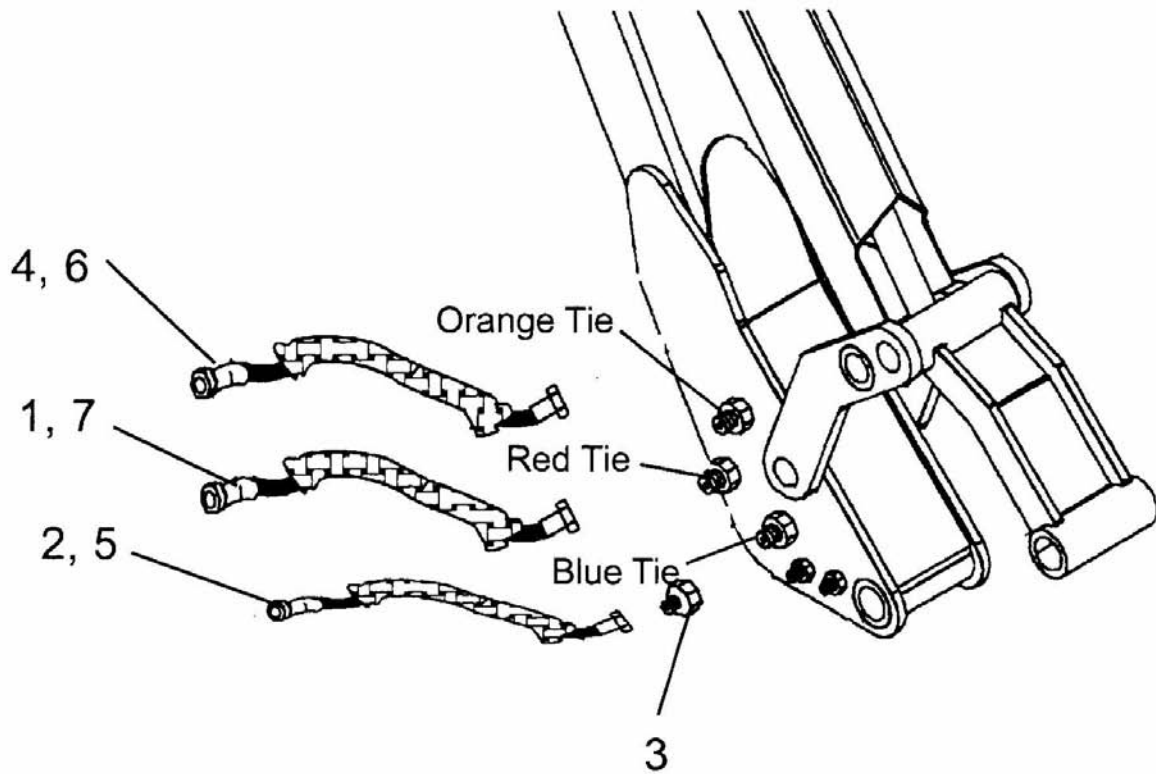
ITEM	PART NO.	QTY.	DESCRIPTION
43	02970710	1	HYD CYL, 1-1/2BORE X3-3/4
44	02970725	1	HUB QD-SF 1-1/8DIA.BORE
45	02970763	1	MOTOR,PISTON-2.48 CU.IN./REV
46	03200521	8	STEP KEY 1/4 X 5/16

FLAIL AXE - HEAD ASY (PART 2)

Continued...


ITEM	PART NO.	QTY.	DESCRIPTION
47	23504500	1	NUT, JAM 3/8 NF PLB
48	02971756	1	PIN, 1-1/2 X 9 CHROME
49	02971720	1	WELDMENT, PIN - 11-1/2LG
50	02971702	1	FLATWASHER 1-3/8 TYPE B NARROW
51	165020	1	PIN, COTTER 5/16 X 2-1/2 PL
52	02971701	1	NUT SLOT 1-3/8 12NF PLB
53	02970595	1	HHCS 3/8 NC 2-3/4 PL8
54	02972442	1	GUARD, BEARING
55	00008300	6	HHCS 5/8 NC 1-3/4 PL5
56	00003300	1	HEXB 3/4 NC 4 PL5
57	00605600	1	HHCS 1/2 NC 3-1/4 PL
58	00695100	6	LOCKNUT TOPLOCK 5/8NC PLB
59	02675800	2	HHCS 5/8-11UNC 1-1/2 PL5
60	02960018	2	ADP HYD ELBOW 4MB-4MJ90
61	02043600	2	ADP HYD ELBOW 16MB -16MJ 45
62	02837800	1	HOSE #8 - 8JFX - 8FJX - 60LG
63	00696800	1	ADP HYD STGHT 8MB-8MJ
64	02968874	1	HOSE #16-16FJX -16FJX - 60LG
65	02969464	1	ADP HYD STGHT 16FJ-8MJ
66	02969564	1	HOSE #16-16FJX -16FJX - 60LG
67	02968894	1	PLASTIC TIE 11LG
68	02968895	2	PLASTIC TIE 11LG
69	02968896	1	PLASTIC TIE 11LG
71	02981006	1	HOSE #4 - 4FJX - 4FJX -100LG
72	02981007	1	HOSE #4 - 4FJX - 4FJX -100LG
73	00900265	0.7	PAINT, TEXAS YELLOW
74	00001400	2	FLATWASHER 5/8 PL STD
75	00010300	2	LOCKWASHER 5/8
76	00752670	1	GREASE FITTING 1/4-28 BOLT THD

FLAIL AXE - HOSE CONNECTIONS



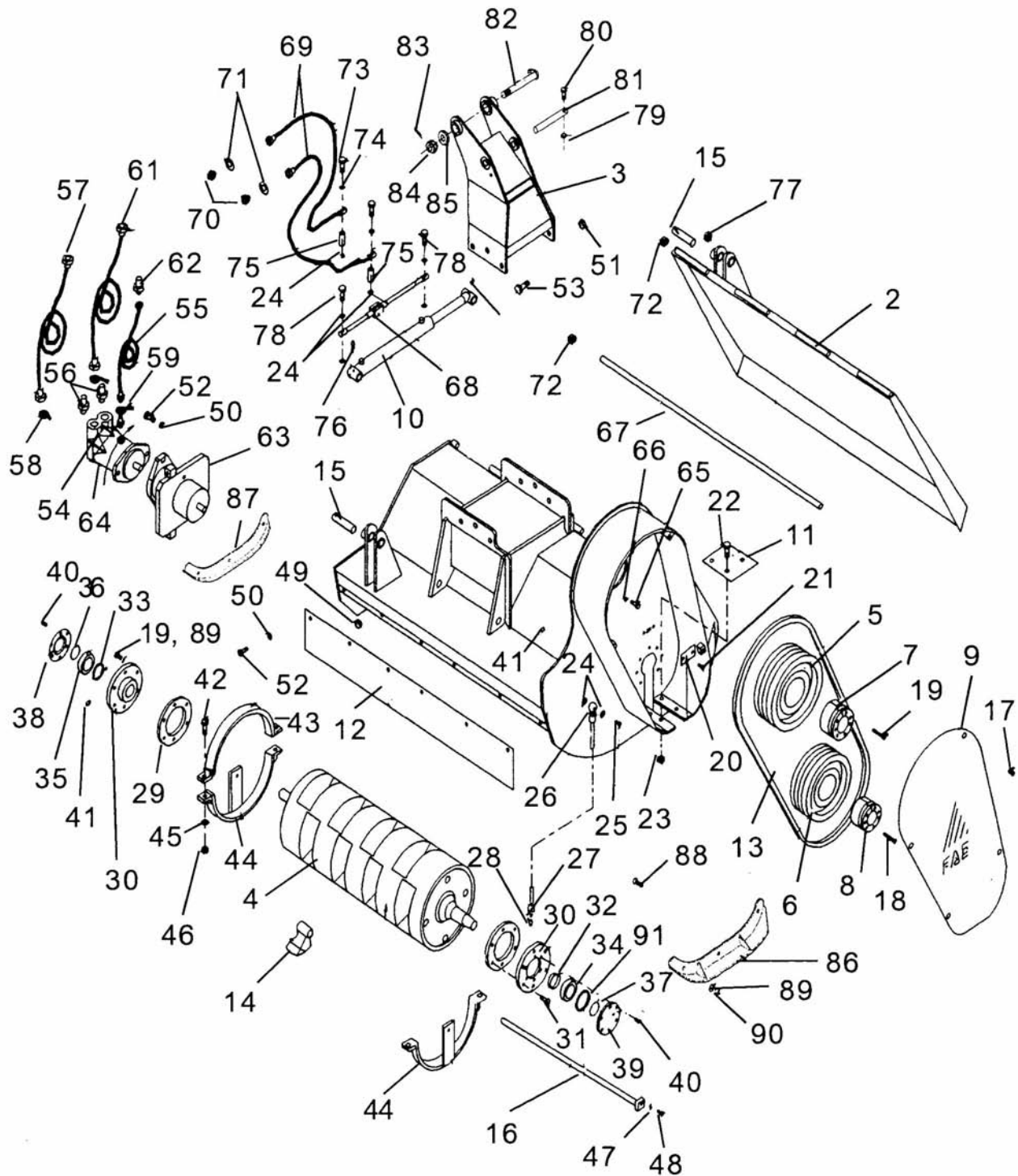
ITEM	PART NO.	QTY.	DESCRIPTION
1	02968874	1	HOSE, LARGE (W/ RED TIE)
2	02837800	1	HOSE, MEDIUM (W/ BLUE TIE)
3	02969464	1	ADAPTER, LARGE TO MEDIUM
4	02969564	1	HOSE, LARGE (W/ ORANGE TIE)
5	02968895	-	PLASTIC TIE, BLUE (F/ ITEM 2)
6	02968896	-	PLASTIC TIE, ORANGE (F/ ITEM 4)
7	02968894	-	PLASTIC TIE, RED (F/ ITEM 1)

FLAIL AXE - ROTOR W/KNIVES



ITEM	PART NO.	QTY.	DESCRIPTION
	02957655M	1	ROTOR W/KNIVES ASY
1	02958540	1	KIT - BLADE, FLAIL AXE
2	02956943	32	FLAIL HANGER BUSHING
3	02956949	16	HHCS HANGER BOLT PER DWG
4	02980976	16	LOCKNUT,CENTERLOCK 5/8 NC PLC

FML100H FLAIL - HEAD ASY (PART 1)



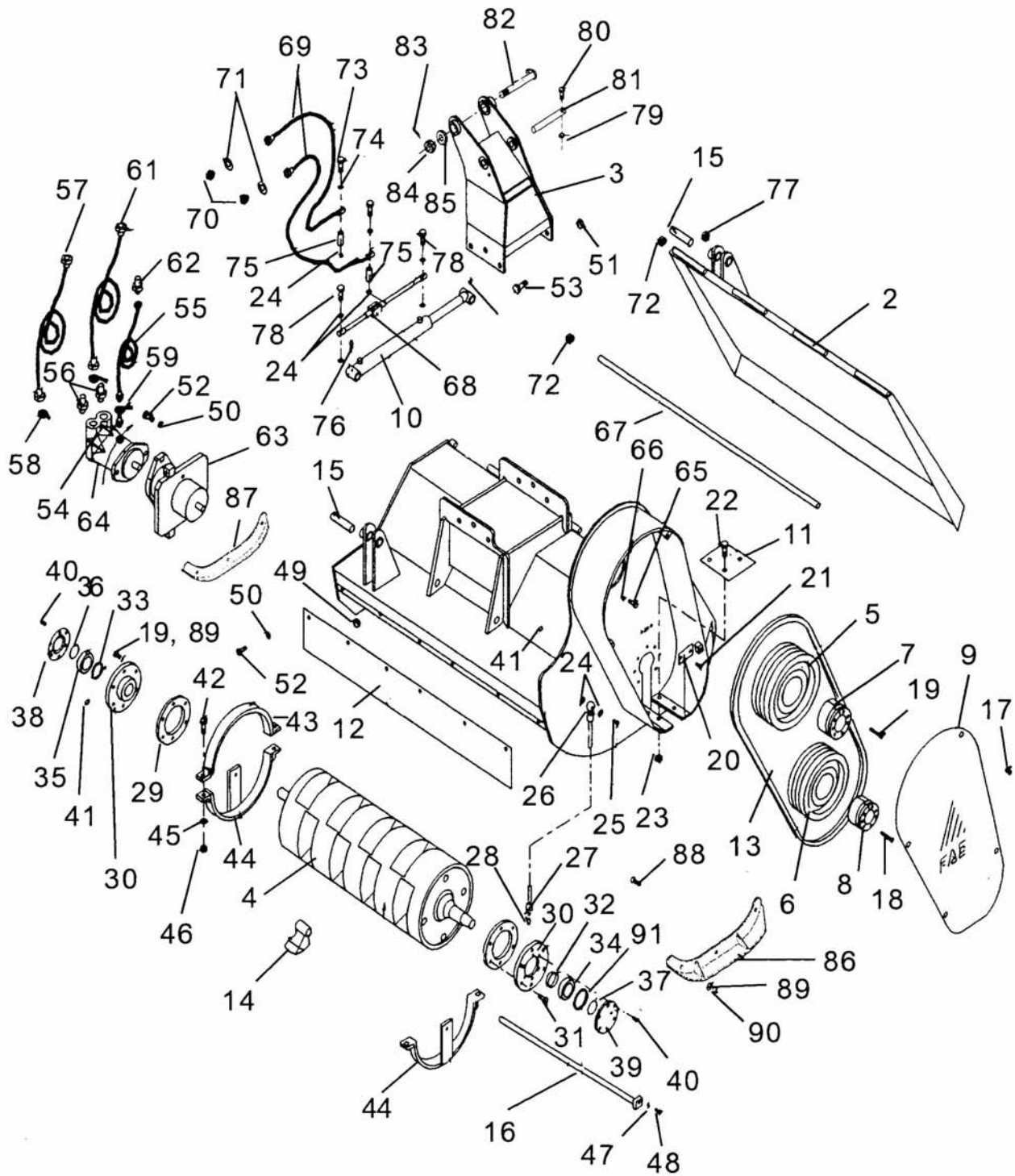
ITEM	PART NO.	QTY.	DESCRIPTION
	04000100	1	FLAIL HEAD ASY, FML100H
1	02968212	1	HOOD, COWLING

FML100H FLAIL - HEAD ASY (PART 1)

Continued...

ITEM	PART NO.	QTY.	DESCRIPTION
2	02968217	1	SHIELD DOOR
3	02967335	1	HITCH POST
4	02968899	1	CUTTERSHAFT
5	02974250	1	PULLEY, UPPER
6	02974249	1	PULLEY, LOWER
7	02970948	1	PULLEY LOCK, UPPER
8	02967517	1	PULLEY LOCK, LOWER
9	02967522	1	BELT GUARD
10	02974087	1	CYLINDER ASY, DOOR
11	02967513	1	BOTTOM PLATE
12	02969746	1	RUBBER FLAP
13	02969079	4	V-BELT
14	02966998	16	KNIFE
15	02974196	2	PIN, CYLINDER LINK
16	02968908	4	ROD, CUTTER BAR
17	02970104	4	BOLT
18	00753230	6	BOLT
19	02971322	8	BOLT
20	02967530	2	LOCKING TAB
21	02967541	2	BOLT
22	00762394	4	BOLT
23	02970077	1	NUT
24	02970051	6	WASHER
25	02970110	1	BOLT
26	02972845	1	GREASE TUBE
27	02972854	1	SPACER
28	02960143	1	ADAPTER
29	02972853	2	RING SUPPORT
30	02972852	2	BEARING SUPPORT
31	02970877	12	BOLT
32	02970108	1	SEAL
33	02970108	1	SEAL
34	02972851	1	BEARING, DRIVE END
35	02970107	1	BEARING, NON DRIVE END
36	02967462	1	RETAINING RING
37	02962850	1	SEAL
38	02962855	1	GUARD, ROTOR END
39	02967461	1	COVER, BEARING
40	02967532	12	BOLT
41	00753864	2	GREASE NIPPLE
42	00756026	4	BOLT

FML100H FLAIL - HEAD ASY (PART 2)



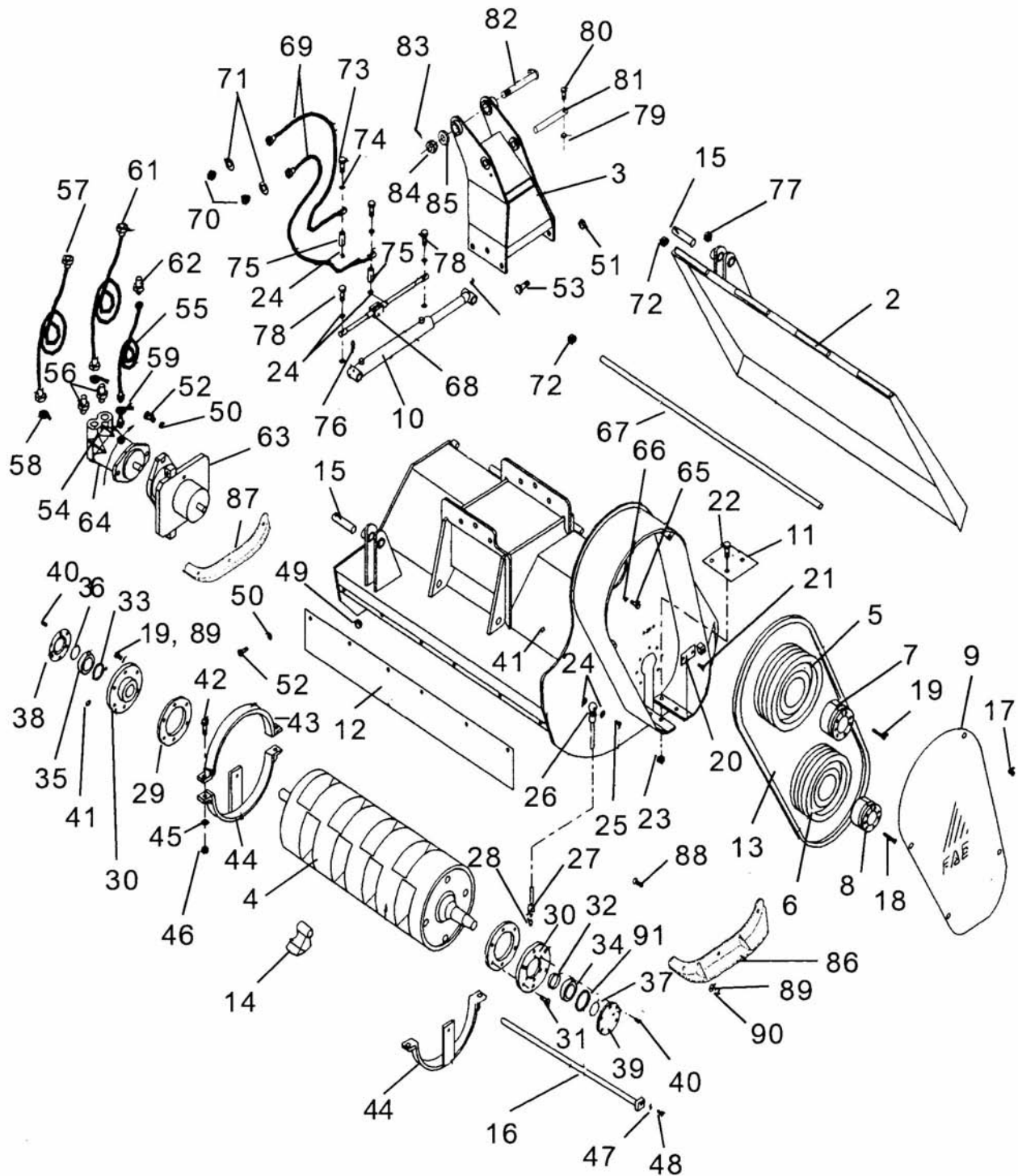
ITEM	PART NO.	QTY.	DESCRIPTION
43	02972465	2	CUTTERSHAFT GUARD, UPPER HALF
44	02970184	2	CUTTERSHAFT GUARD, LOWER HALF

FML100H FLAIL - HEAD ASY (PART 2)

Continued...

ITEM	PART NO.	QTY.	DESCRIPTION
45	02970069	2	WASHER
46	700219C	2	NUT
47	00768990	7	WASHER
48	02970071	4	BOLT
49	00001200	6	NUT
50	00001300	8	LOCKWASHER
51	00037200	6	NUT
52	02892000	8	BOLT
53	02963645	6	BOLT
54	00696800	1	ADAPTER
55	02837800	1	HOSE, CASE DRAIN - W/ BLUE TIE
56	02957622	2	ADAPTER
57	02968874	1	HOSE, PRESSURE - W/ RED TIE
58	02968894	3	PLASTIC TIE, RED
59	02968895	3	PLASTIC TIE, BLUE
60	02968896	3	PLASTIC TIE, ORANGE
61	02969463	1	HOSE, RETURN - W/ ORANGE TIE
62	02969464	1	ADAPTER
63	02969661	1	SPINDLE ASY
64	8301295	1	MOTOR ASY
65	02970078	4	BOLT
66	02970079	4	LOCKWASHER
67	02968223	1	ROD, THREADED
68	02974088	1	DOUBLE ACTING, CLOSING VALVE
69	02967565	2	HOSE
70	02974472	2	QUICK COUPLER
71	02970048	2	WASHER
72	02970101	2	SETSCREW
73	02970060	2	BANJO BOLT
74	02970061	4	WASHER
75	02970062	2	ADAPTER
76	02970065	2	GREASE FITTING
77	02970101	1	SETSCREW
78	02970050	2	BANJO BOLT
79	00015800	1	NUT
80	02970595	1	BOLT, HEX HEAD
81	02971756	1	PIN
82	02971720	1	PIN WLD`MT
83	165020	1	COTTER PIN

FML100H FLAIL - HEAD ASY (PART 3)



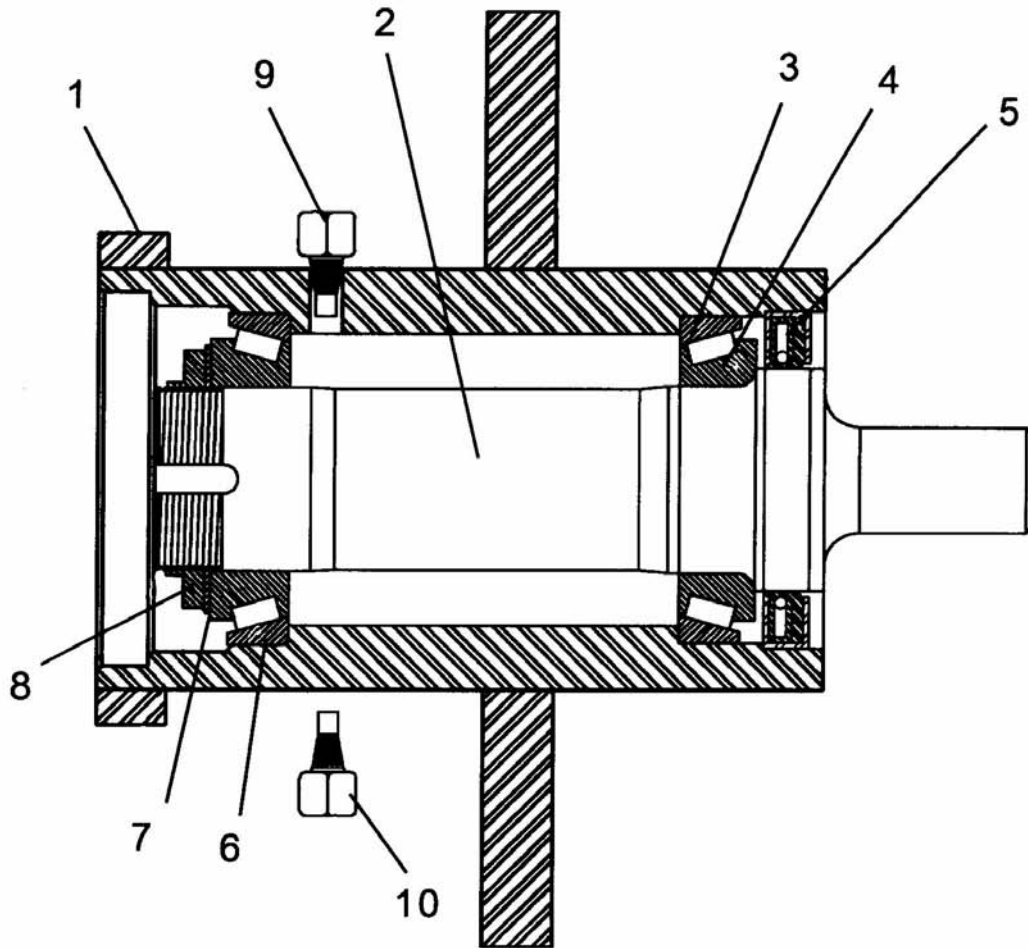
ITEM	PART NO.	QTY.	DESCRIPTION
84	02971701	1	SLOTTED NUT
85	02971702	1	FLATWASHER

FML100H FLAIL - HEAD ASY (PART 3)

Continued...

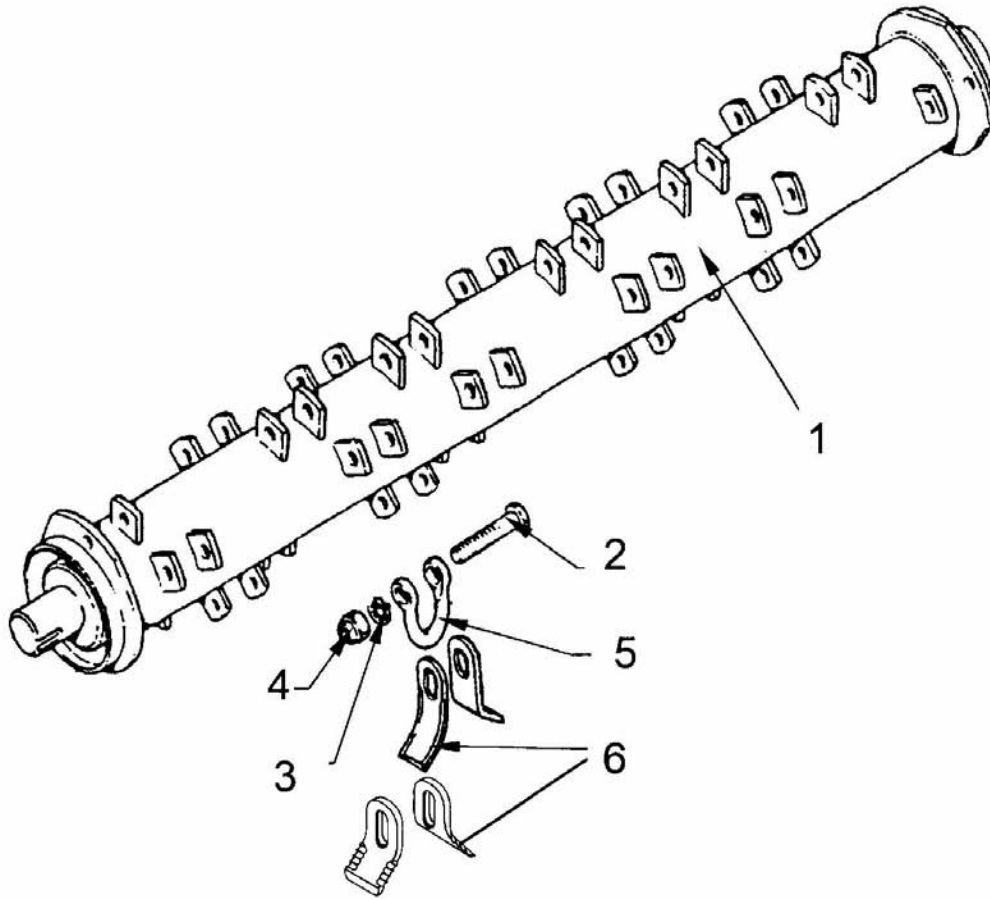
ITEM	PART NO.	QTY.	DESCRIPTION
86	02973221	1	SKID SHOE, RH
87	02973222	1	SKID SHOE, LH
88	02972846	6	BOLT
89	00768990	18	WASHER
90	00756830	6	NUT
91	02972854	1	SPACER RING

FML100H FLAIL - SPINDLE ASY - PN 02969661



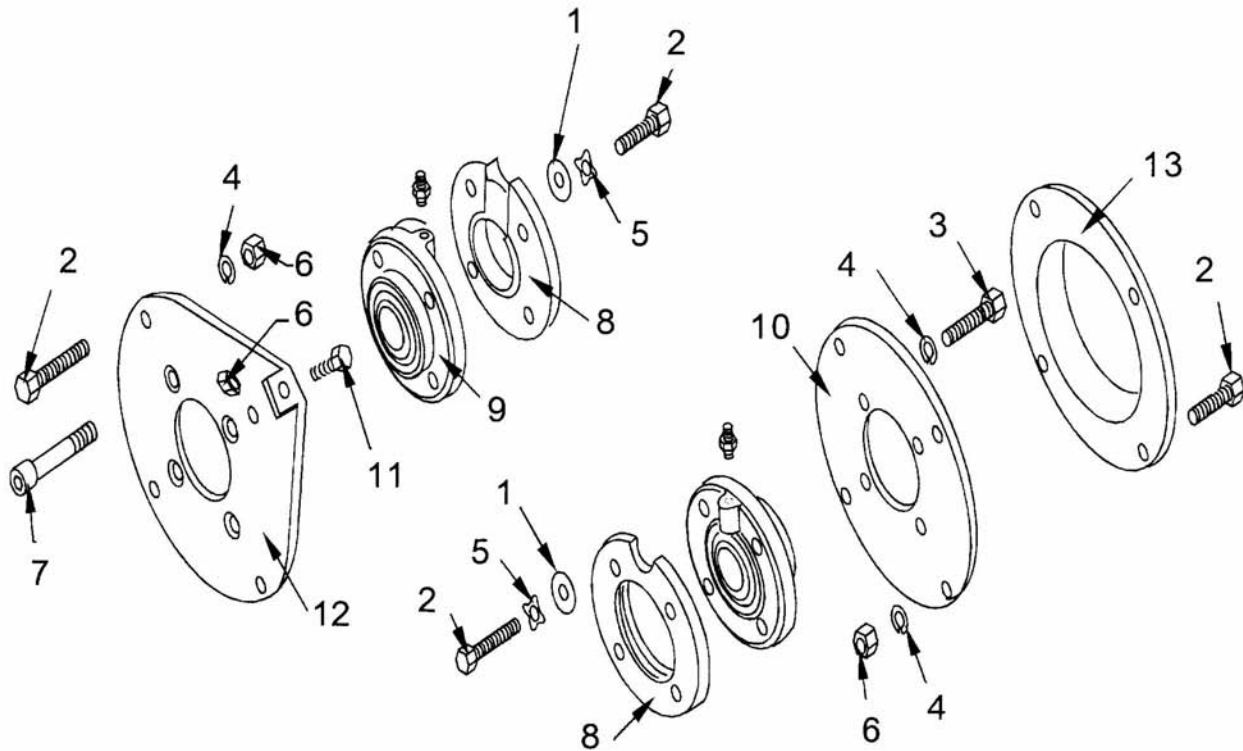
ITEM	PART NO.	QTY.	DESCRIPTION
	02969661	-	SPINDLE ASY, F/ FML 100H FLAIL HEAD
1	02969659	1	HOUSING
2	02969660	1	SPINDLE
3	00748537	1	BEARING CUP
4	5810381	1	BEARING CONE
5	5810310	1	SEAL
6	00755628	1	BEARING ASY, CUP & CONE
7	02964269	1	LOCKWASHER
8	02962030	1	LOCKNUT, BEARING ADJUSTING NUT
9	02959018	1	FITTING, RELIEF
10	00565000	1	PLUG

GRASS FLAIL - CUTTERSHAFT ASY



ITEM	PART NO.	QTY.	DESCRIPTION
	72.753.01	1	CUTTERSHAFT ASY, W/ KNIVES (1500 HEAD)
1	09.597.01	1	CUTTERSHAFT WLD`MT
2	05.775.10	40	BOLT
3	05.282.08	40	WASHER
4	05.968.06	40	LOCKNUT
5	09.517.01	40	SHACKLE
6	09.528.01	80	FLAIL KNIFE, SMOOTH STD
	02975613	80	FLAIL KNIFE, SERRATED OPT

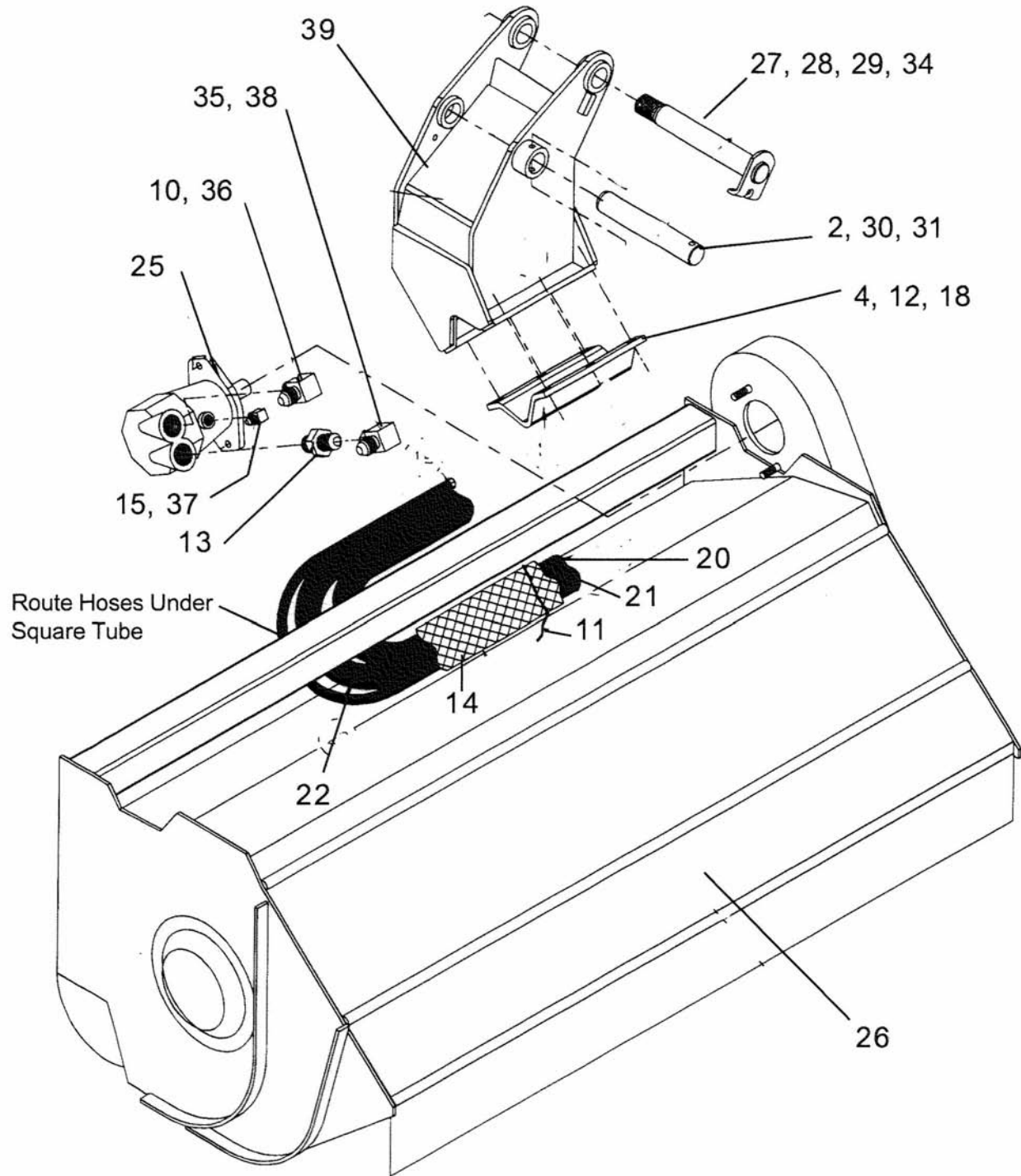
GRASS FLAIL - CUTTERSHAFT BRGS



ITEM	PART NO.	QTY.	DESCRIPTION
	72.736.01	-	BEARING ASY, GRASS FLAIL 1500 HEAD
1	02.824.01	2	WASHER
2	05.264.23	10	SETSCREW
3	05.264.25	4	SETSCREW
4	05.282.03	12	SPRING WASHER
5	05.283.03	2	SHAKE PROOF WASHER
6	05.286.03	10	NUT
7	05.345.05	4	BOLT, SOCKET HEAD COUNTER SUNK
8	06.219.01	2	DISC, SHIELD
9	06.221.01	2	BEARING ASY
10	09.584.01	1	BEARING PLATE, NON-DRIVE END
11	09.584.01	1	BOLT, ADJUSTING
12	09.586.01	1	BEARING PLATE, DRIVE END
13	09.588.01	1	GUARD, NON-DRIVE END

THIS PAGE INTENTIONAL LEFT BLANK

GRASS FLAIL - HEAD ASY



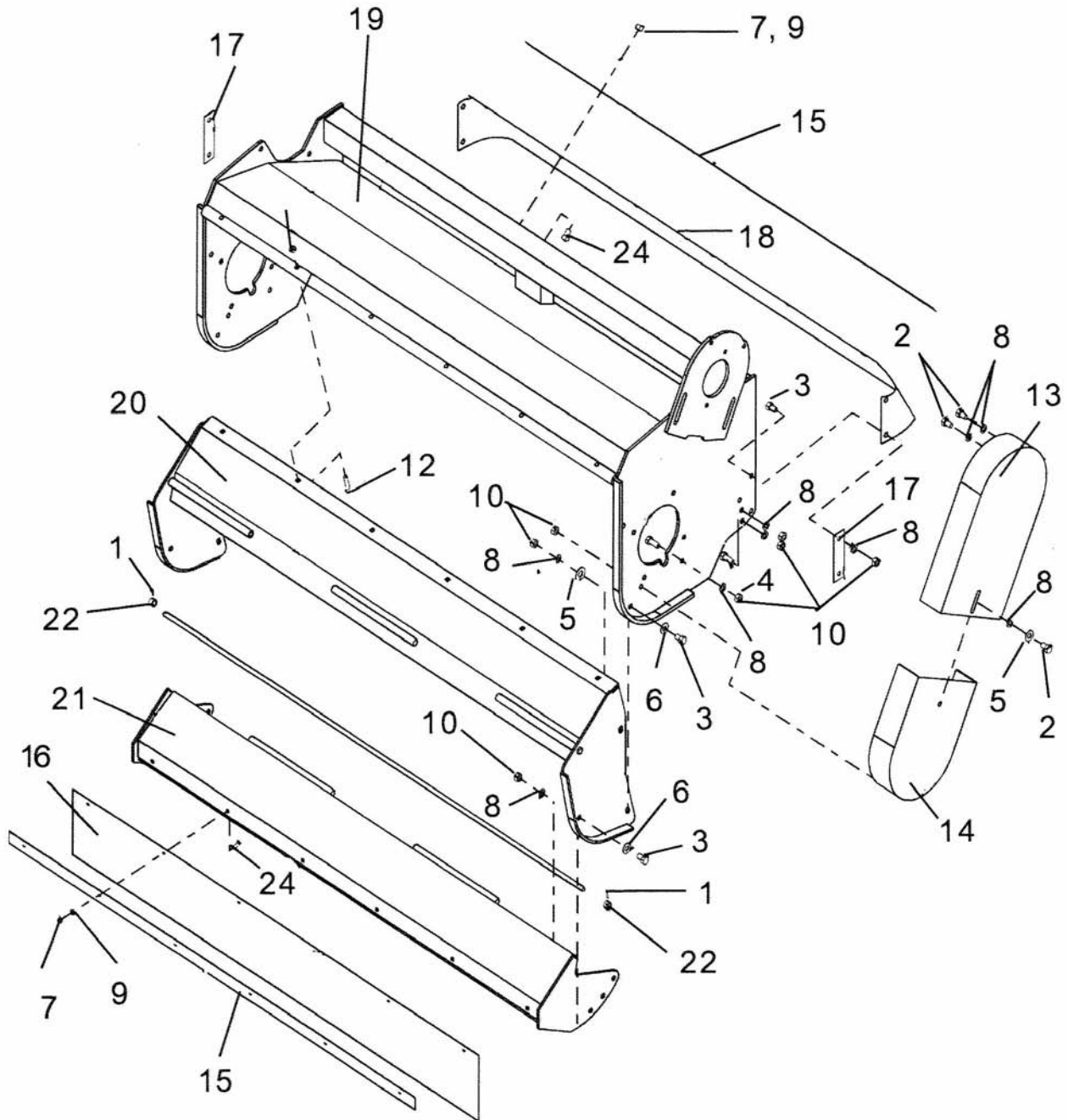
ITEM	PART NO.	QTY.	DESCRIPTION
	02972460	-	GRASS FLAIL HEAD ASY
2	00015800	1	LOCKNUT

GRASS FLAIL - HEAD ASY

Continued...

ITEM	PART NO.	QTY.	DESCRIPTION
4	00695100	6	LOCKNUT
10	02090900	1	ADAPTER, ELBOW 90?
11	02775500	3	PLASTIC TIE, 21" LG
12	02845500	6	BOLT
13	02957622	1	ADAPTER, STRAIGHT
14	02969850	1	SLEEVING, 100" LG
15	02962213	1	ADAPTER, ELBOW 90?
18	02968245	1	CLAMP PLATE
19	02969464	1	ADAPTER, STRAIGHT
20	02969813	1	HOSE - W/ RED TIE
21	02972423	1	HOSE - W/ BLUE TIE
22	02969814	1	HOSE - W/ ORANGE TIE
25	8301295	1	MOTOR ASY, PISTON TYPE
26	90.162.12	1	FLAIL HEAD PRE-ASY
27	02971701	1	SLOTTED NUT
28	02971702	1	FLATWASHER
29	02971720	1	PIN
30	02971756	1	PIN, CHROME
31	02970595	1	BOLT
34	165020	1	COTTER PIN
35	02956851	1	ADAPTER, ELBOW 90?
36	02968894	1	PLASTIC TIE, RED
37	02968895	1	PLASTIC TIE, BLUE
38	02968896	1	PLASTIC TIE, ORANGE
39	02972373	1	HITCH POST

GRASS FLAIL - HEAD SUB-ASY



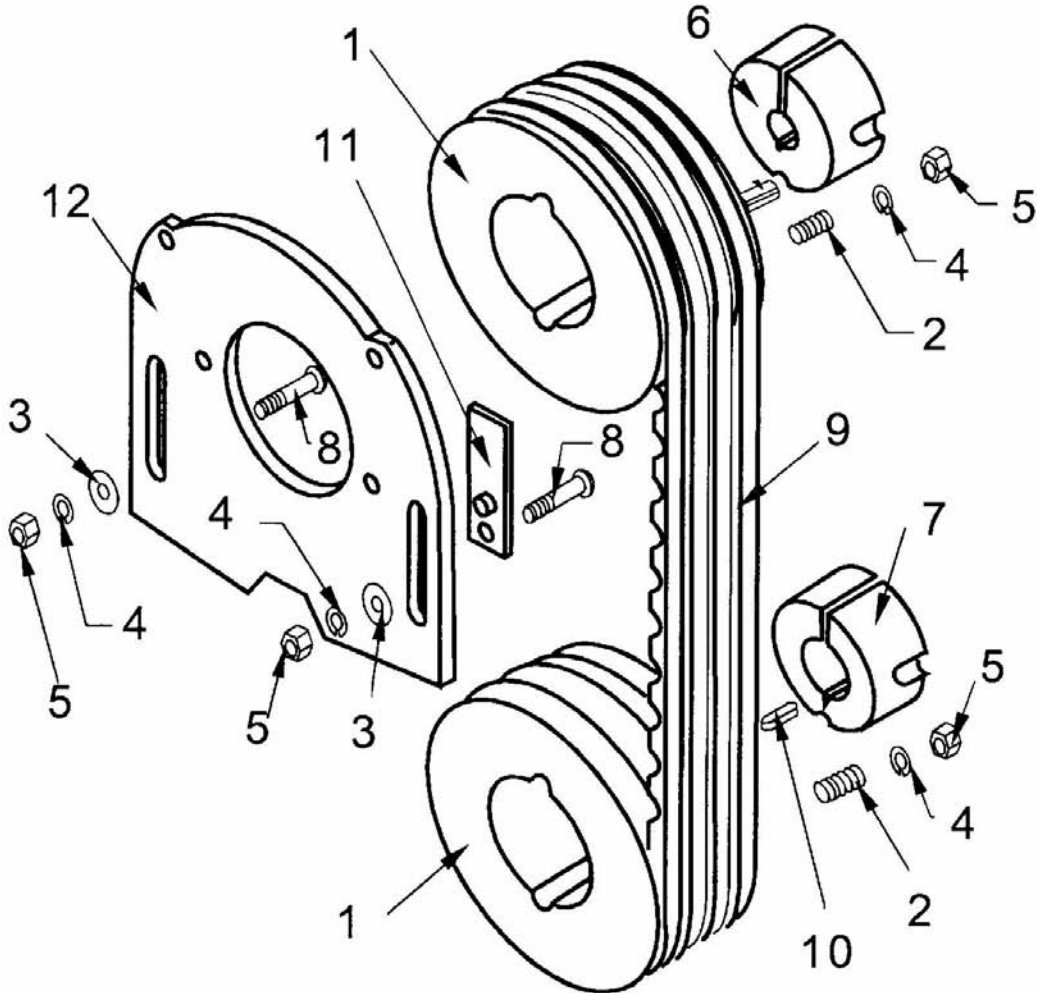
ITEM	PART NO.	QTY.	DESCRIPTION
	76.114.01	-	FLAIL HEAD SUB-ASY, 1500 HEAD
1	05.201.17	2	TENSION PIN

GRASS FLAIL - HEAD SUB-ASY

Continued...

ITEM	PART NO.	QTY.	DESCRIPTION
2	05.264.21	3	SETSCREW
3	05.264.23	10	SETSCREW
4	05.264.24	6	SETSCREW
5	02.281.03	5	FLATWASHER, PLATED
6	05.281.04	6	FLATWASHER, PLATED
7	05.282.01	12	LOCKWASHER, PLATED
8	05.282.03	20	LOCKWASHER, PLATED
9	05.286.01	16	NUT, PLATED
10	05.286.03	17	NUT, PLATED
11	05.287.02	6	LOCKNUT
12	05.839.24	6	BOLT CUP SQUARE
13	09.589.01	1	GUARD, TOP DRIVE
14	09.590.01	1	GUARD, BOTTOM DRIVE
15	09.594.02	2	BACKING STRIP (1500)
16	09.595.02	1	GUARD, FLEXIBLE (1500)
17	41418.01	2	CLAMP, GUARD
18	41424.01	1	GUARD, FLEXIBLE (1500)
19	41425.01	1	COWL, (1500)
20	41429.01	1	GUARD, FRONT FIXED (1500)
21	41430.01	1	GUARD, FRONT ADJUSTABLE (1500)
22	41436.01	2	SPACER, PIVOT FRONT GUARD
23	41438.01	1	PIN, PIVOT FRONT GUARD
24	9293054	12	BOLT CUP SQUARE

GRASS FLAIL - PULLEY ASY



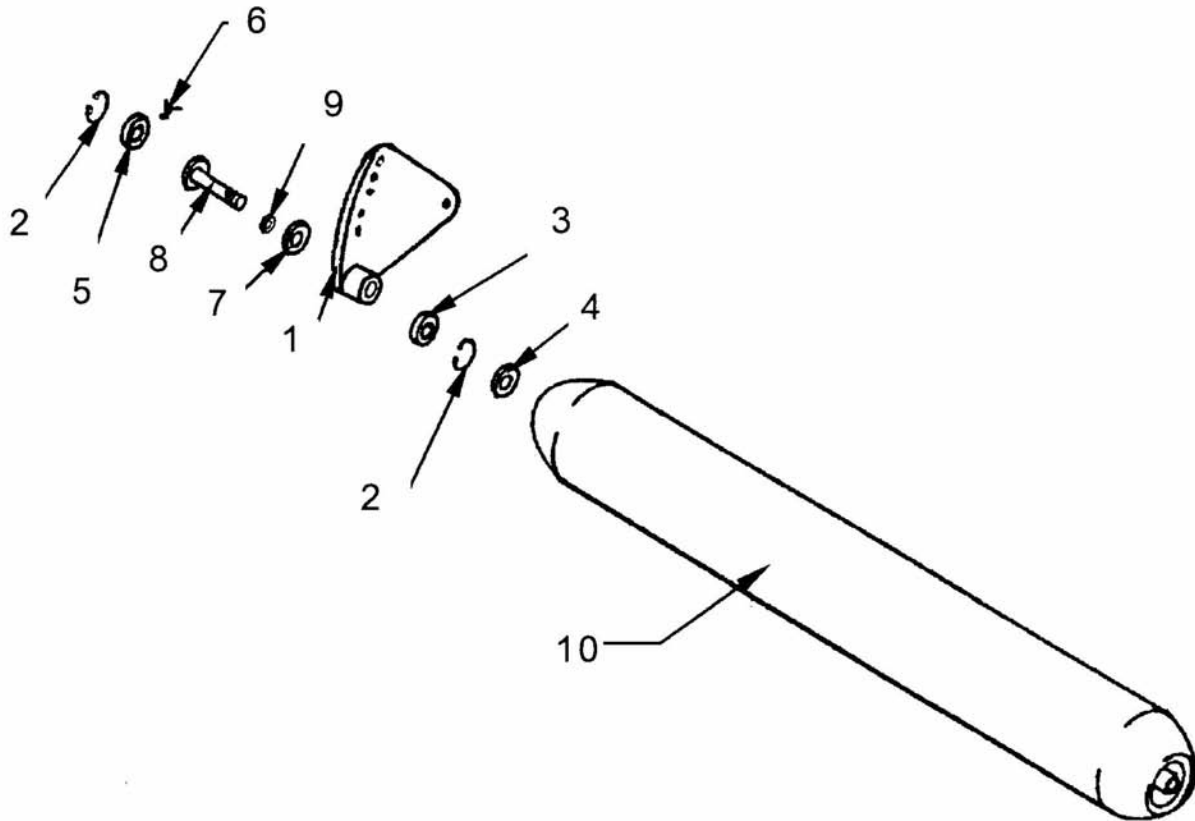
ITEM	PART NO.	QTY.	DESCRIPTION
	76.154.01	-	PULLEY ASY, GRASS FLAIL 1500 HEAD
1	03.795.02	2	PULLEY
2	04.282.17	2	STUD
3	05.281.03	2	WASHER
4	05.282.03	4	SPRING WASHER
5	05.286.03	4	NUT
6	05.424.02	1	TAPER LOCK HUB, 1-1/8" BORE
7	05.424.18	1	TAPER LOCK HUB, 1-9/16" BORE
8	05.625.12	2	SCREW
9	05.299.53	3	BELT

GRASS FLAIL - PULLEY ASY

Continued...

ITEM	PART NO.	QTY.	DESCRIPTION
10	05.960.16	1	KEY
11	09.587.01	1	PLATE, COVER
12	41342.01	1	PLATE

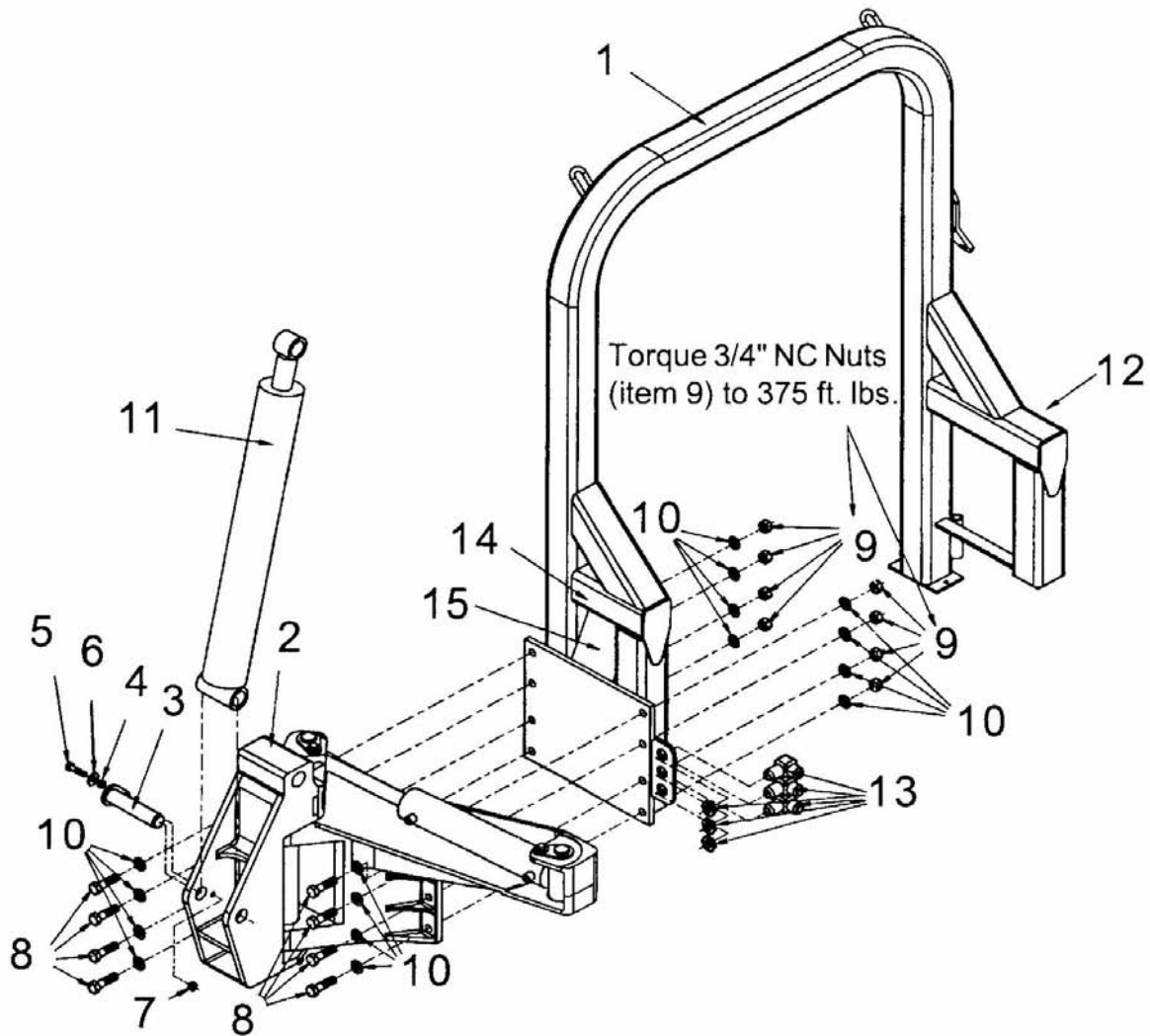
GRASS FLAIL - ROLLER ASY



ITEM	PART NO.	QTY.	DESCRIPTION
	72.740.02	-	ROLLER ASY, GRASS FLAIL 1500 HEAD (ITEMS 1 THRU 10)
1	09.898.01	1	BRACKET, LH (NOT SHOWN)
	09.898.02	1	BRACKET, RH
2	05.959.05	4	CIRCLIP
3	42954.01	2	BEARING
4	04.164.04	2	SEAL
5	04.394.01	2	CAP
6	05.953.01	4	GREASE FITTING
7	05.234.01	2	WASHER
8	05.264.23	2	BOLT, SOCKET HEAD
9	05.282.03	2	LOCKWASHER
10	42955.05	1	ROLLER WLD`MT, (1500 HEAD)

THIS PAGE INTENTIONAL LEFT BLANK

HIGH FRAME ASY - 2 WD & 4 WD



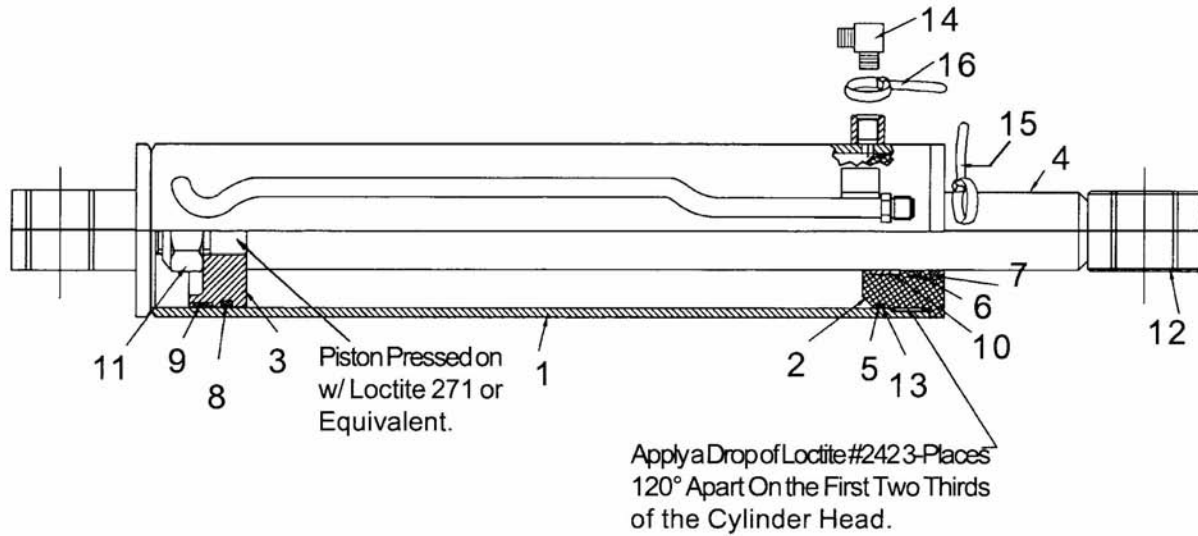
ITEM	PART NO.	QTY.	DESCRIPTION
	02978449	1	HIGH FRAME ASY, 2 WHL DRIVE
	02978450	-	HIGH FRAME ASY, 4 WHL DRIVE
1	02978447	1	HIGH FRAME WLD`MT, 2 WHL DRIVE
	02978448	-	HIGH FRAME WLD`MT, 4 WHL DRIVE
2	02978000	1	KING POST FRAME SUB-ASY
3	02978461	1	PIN WLD`MT
4	02975596	1	TUBE SPACER
5	00013300	1	BOLT
6	00002700	1	FLATWASHER
7	00001800	1	LOCKNUT
8	02960521	8	BOLT

HIGH FRAME ASY - 2 WD & 4 WD

Continued...

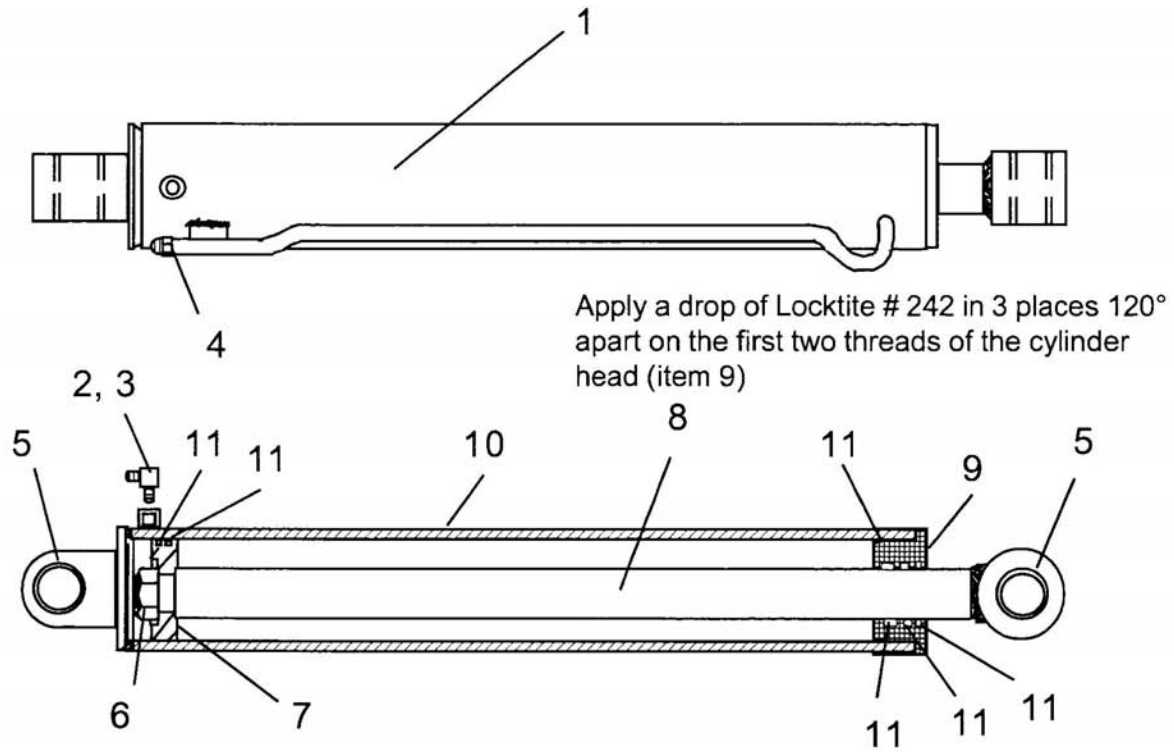
ITEM	PART NO.	QTY.	DESCRIPTION
9	00037200	8	LOCKNUT
10	5312316	16	FLATWASHER, HARDENED
11	02968841	1	CYLINDER ASY, LIFT CYL
12	00725746	1	DECAL, SPANISH TRANSLATION
13	02742500	3	ELBOW
14	02962765	1	DECAL, MULTI-HAZARD
15	02965262	1	DECAL, HOSE BURST

HYD CYL ASY - DIPPER - PN 02967174A (21 & 24 FT)



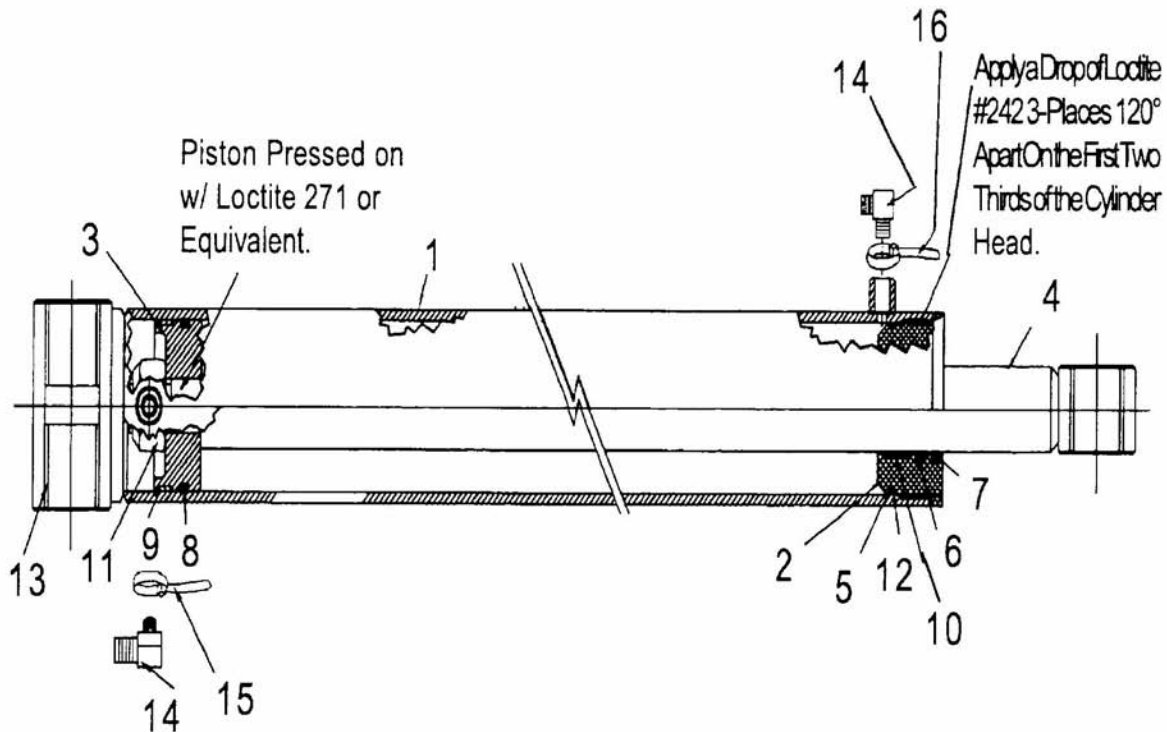
ITEM	PART NO.	QTY.	DESCRIPTION
	02968802	-	DIPPER CYL. ASY, W/ FITTINGS
	02967174A	-	DIPPER CYL. ASY, L/ FITTINGS
1	02975553	1	TUBE / BARREL WLD' MT
2	02975452	1	CYLINDER HEAD
3	02975457	1	PISTON
4	02975552	1	ROD WLD' MT
5	* SEAL KIT	1	O-RING (IN ITEM 17)
6	* SEAL KIT	1	SEAL ROD, HALITE (IN ITEM 17)
7	* SEAL KIT	3	SEAL, WIPER ROD (IN ITEM 17)
8	* SEAL KIT	2	SEAL, PISTON RING (IN ITEM 17)
9	* SEAL KIT	1	WEAR RING (IN ITEM 17)
10	* SEAL KIT	1	WEAR RING (IN ITEM 17)
11	02975453	1	LOCKNUT
12	02968803	2	BUSHING
13	* SEAL KIT	1	SEAL (IN ITEM 17)
14	63149100	1	ELBOW
15	02968831	2	PLASTIC TIE, BLUE / WHITE
16	02968830	2	PLASTIC TIE, BLUE
17	02975527	1	SEAL KIT (ITEMS 5,6,7,8,9, 10 & 13)

HYD CYL ASY - DIPPER - PN 02979920 (17 FT)



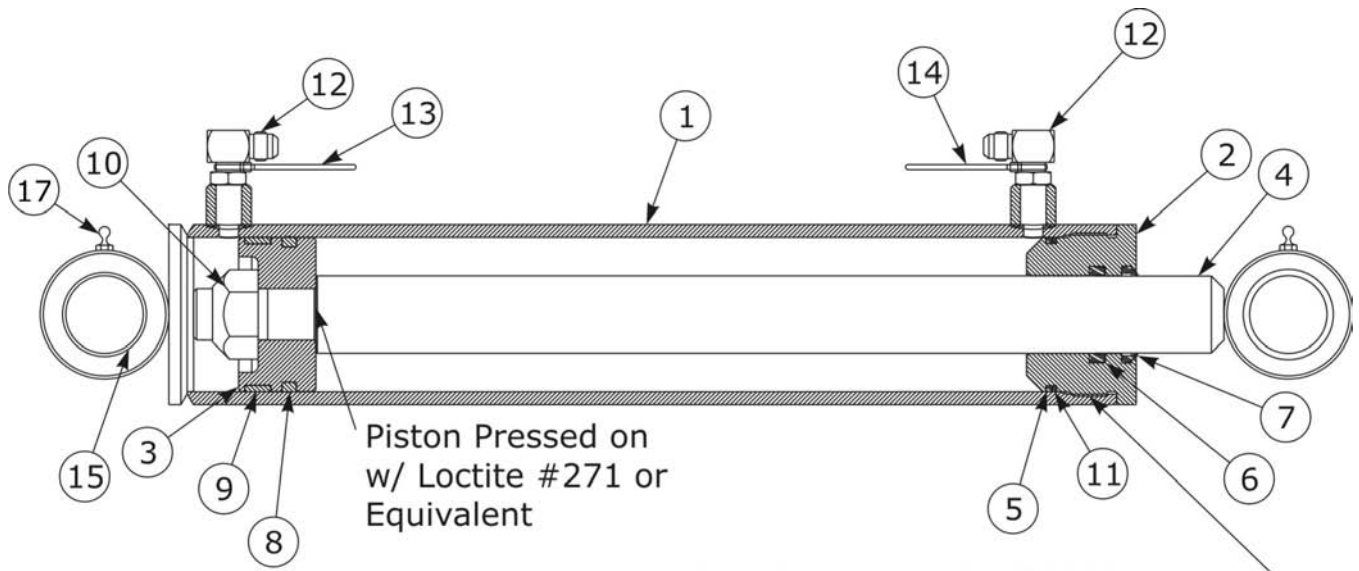
ITEM	PART NO.	QTY.	DESCRIPTION
	02979920	-	DIPPER CYLINDER ASY
1	02979784	1	CYLINDER HEAD
2	63149100	1	ADAPTER, ELBOW
3	02968830	1	PLASTIC TIE - W/ BLUE TIE
4	02968831	1	PLASTIC TIE - W/ BLUE / WHITE TIE
5	02968803	2	BUSHING
6	5JRC16140	1	LOCKNUT
7	002625	1	PISTON
8	02978823	1	ROD WLD'MT
9	02979947	1	CYLINDER HEAD
10	02979924	1	TUBE / BARREL WLD'MT
11	02975531	1	SEAL KIT

HYD CYL ASY - LIFT - PN 02967173A



ITEM	PART NO.	QTY.	DESCRIPTION
	02968841	-	LIFT CYL. ASY, W/ FITTINGS
	02967173A	-	LIFT CYL. ASY, L/ FITTINGS
1	02975466	1	TUBE / BARREL WLD' MT
2	02975452	1	CYLINDER HEAD
3	02975457	1	PISTON
4	02975552	1	ROD WLD' MT
5	* SEAL KIT	1	O-RING (IN ITEM 17)
6	* SEAL KIT	1	SEAL ROD, HALITE (IN ITEM 17)
7	* SEAL KIT	3	SEAL, WIPER ROD (IN ITEM 17)
8	* SEAL KIT	2	SEAL, PISTON RING (IN ITEM 17)
9	* SEAL KIT	1	WEAR RING (IN ITEM 17)
10	* SEAL KIT	1	WEAR RING (IN ITEM 17)
11	02975453	1	LOCKNUT
12	* SEAL KIT	2	SEAL (IN ITEM 17)
13	02968803	1	BUSHING
14	63149100	1	ELBOW
15	02968835	2	PLASTIC TIE, ORANGE / WHITE
16	02968834	2	PLASTIC TIE, ORANGE
17	02975527	1	SEAL KIT (ITEMS 5,6,7,8,9, 10 & 12)


HYD CYL ASY - SWING - PN 02967172A



Apply a drop of Loctite #242 3-places
120° apart on the first two thirds
of the cylinder head.

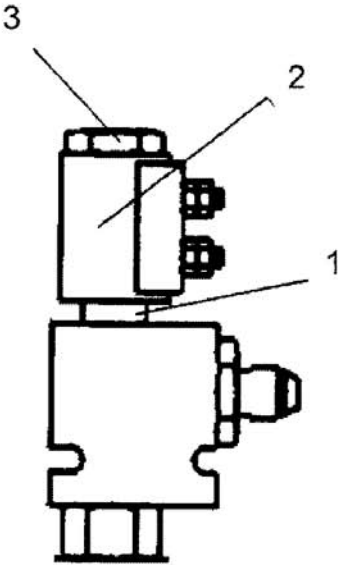
ITEM	PART NO.	QTY.	DESCRIPTION
	02968840	-	SWING CYL. ASY, W/ FITTINGS
	02967172A	-	SWING CYL. ASY, L/ FITTINGS
1	02975463	1	TUBE / BARREL WLD`MT
2	02975450	1	CYLINDER HEAD
3	02975454	1	PISTON
4	02975459	1	ROD WLD`MT
5	* SEAL KIT	1	O-RING (IN ITEM 16)
6	* SEAL KIT	1	SEAL ROD, HALITE (IN ITEM 16)
7	* SEAL KIT	3	SEAL, WIPER ROD (IN ITEM 16)
8	* SEAL KIT	2	SEAL, PISTON RING (IN ITEM 16)
9	* SEAL KIT	1	WEAR RING
10	5JRC16140	1	LOCKNUT
11	*SEAL KIT	1	SEAL, CYL. HEAD (IN ITEM 16)
12	63149100	2	ELBOW
13	02968833	1	PLASTIC TIE, GREEN / WHITE
14	02968832	1	PLASTIC TIE, GREEN
15	02968803	3	BUSHING
16	02975530	1	SEAL KIT (ITEMS 5,6,7,8,9 & 11)
17	00752670	2	FITTING,GREASE STRAIGHT 1/4-28

HYD CYL ASY - TILT - PN 02967175A



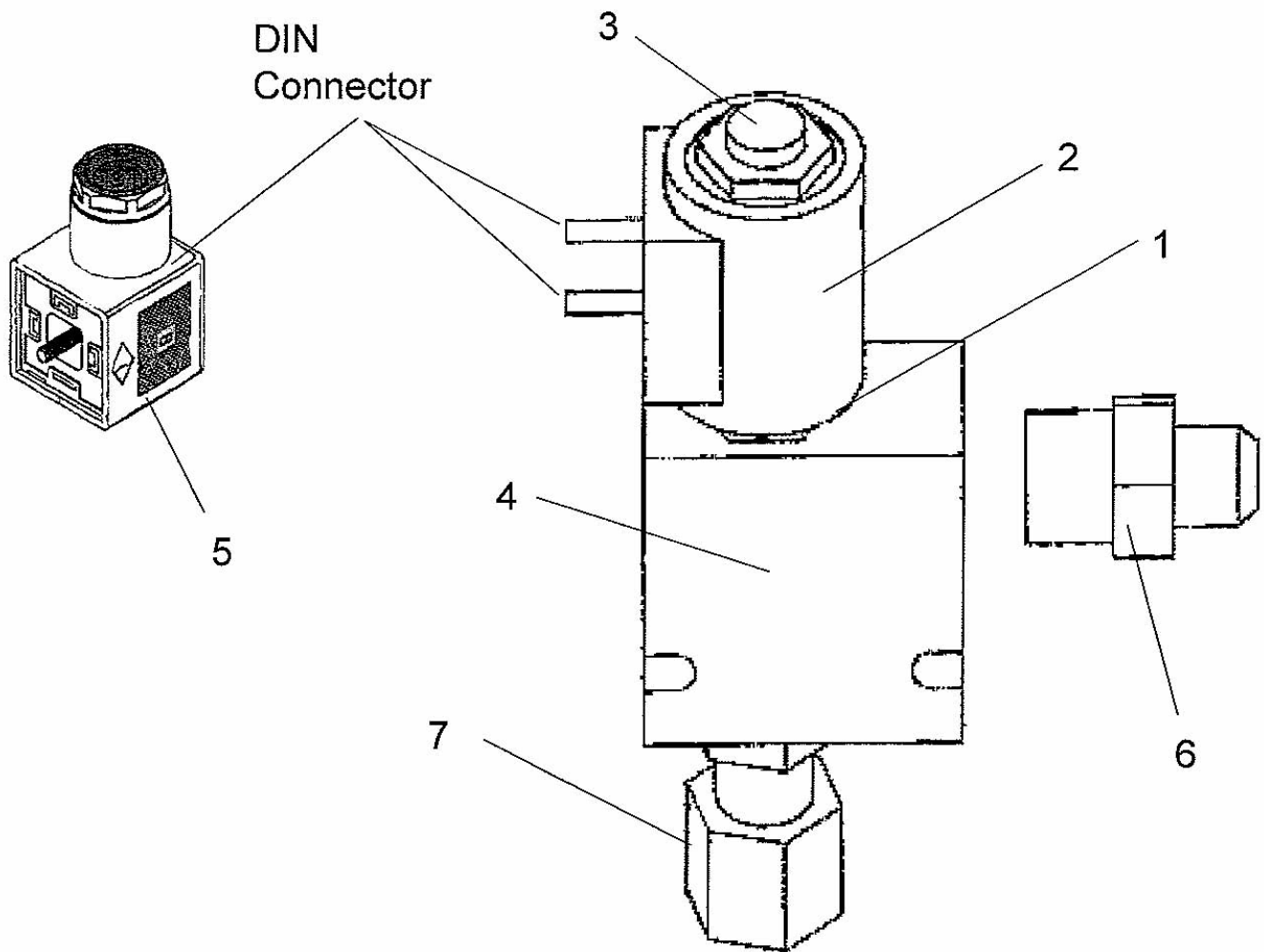
ITEM	PART NO.	QTY.	DESCRIPTION
	02968806	-	TILT CYL. ASY, W/ FITTINGS
	02967175A	-	TILT CYL. ASY, L/ FITTINGS
1	02975539	1	TUBE / BARREL WLD`MT
2	02975450	1	CYLINDER HEAD
3	02975454	1	PISTON
4	02975540	1	ROD WLD`MT
5	* SEAL KIT	1	O-RING (IN ITEM 17)
6	* SEAL KIT	1	SEAL ROD, HALITE (IN ITEM 17)
7	* SEAL KIT	3	SEAL, WIPER ROD (IN ITEM 17)
8	* SEAL KIT	2	SEAL, PISTON RING (IN ITEM 17)
9	* SEAL KIT	1	WEAR RING (IN ITEM 17)
10	02975453	1	LOCKNUT
11	*SEAL KIT	1	SEAL, CYL. HEAD (IN ITEM 17)
12	63149100	2	ELBOW
13	02968828	1	PLASTIC TIE, RED / WHITE
14	02968829	1	PLASTIC TIE, RED
15	02968803	2	BUSHING
16	02975541	2	BUSHING
17	02975530	1	SEAL KIT (ITEMS 5,6,7,8,9 & 11)

HYD LOCK VALVE SOLENOID ASY - PN 02972208 (OLD STYLE)



ITEM	PART NO.	QTY.	DESCRIPTION
	02972208	-	VALVE SOLENOID ASY
1	02971425	1	SEAL KIT, SOLENOID
2	02975198	1	COIL, SOLENOID
3	02975199	1	CARTRIDGE, VALVE

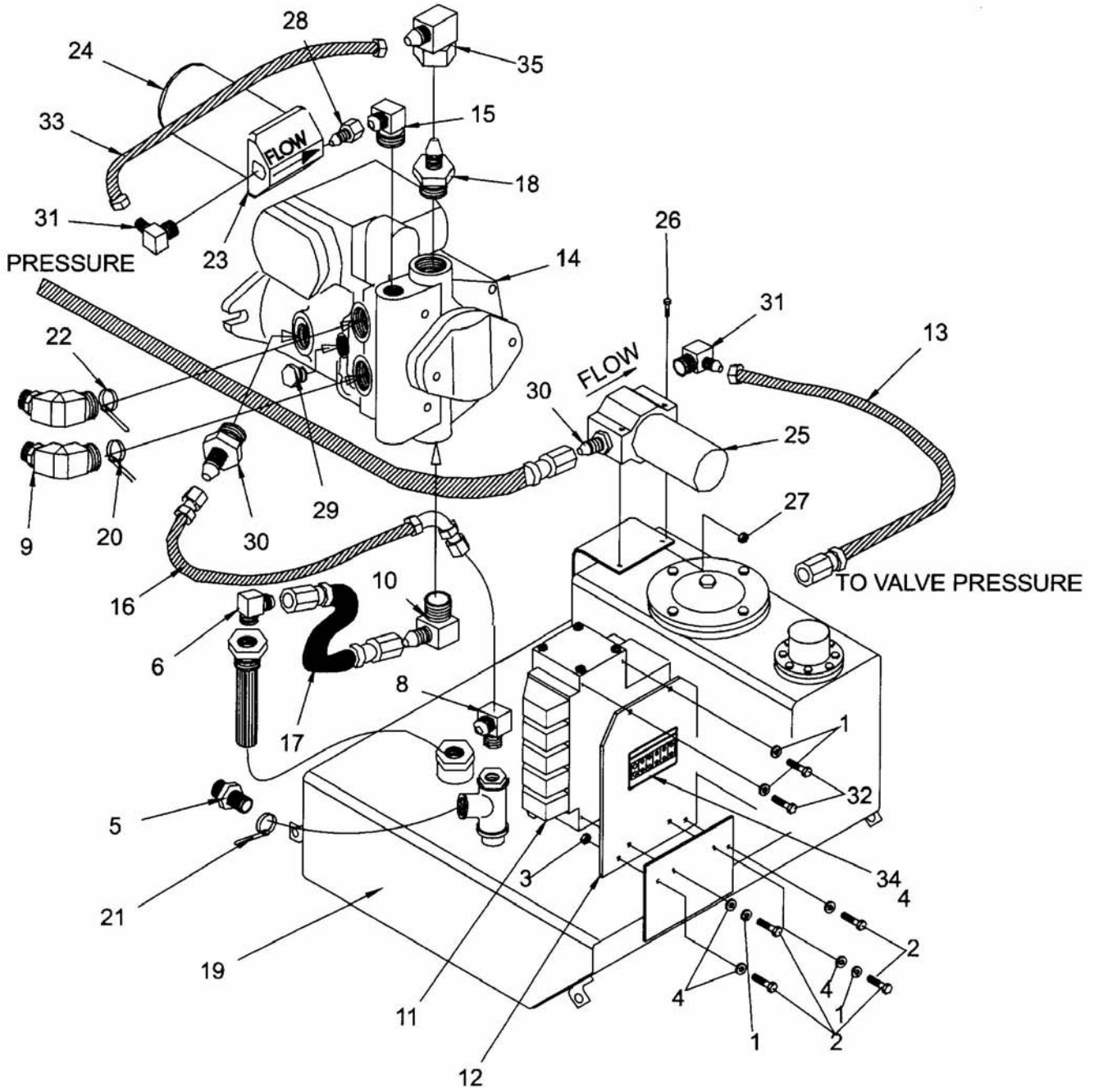
HYD LOCK VALVE SOLENOID ASY - PN 02972208A (NEW STYLE)



ITEM	PART NO.	QTY.	DESCRIPTION
	02972208A	-	LOCK VALVE & SOLENOID ASY F/ DIN CONNECTOR
1	02984756	1	SEAL KIT, SOLENOID VALVE
2	02984759	1	COIL 12V DC W/DIN CONNECTION
3	02984758	1	CARTRIDGE, SOLENOID VALVE
4	02984757	1	BODY, SOLENOID VALVE
5	002504	1	CONNECTOR COIL DIN CONNECTOR
6	-----	-	ADAPTER, HYD (NOT INCLUDED)
7	-----	-	ADAPTER, HYD (NOT INCLUDED)

THIS PAGE INTENTIONAL LEFT BLANK

HYD TANK ASY - PN 02976712 (OCFD) & PN 02976765 (CCLS)



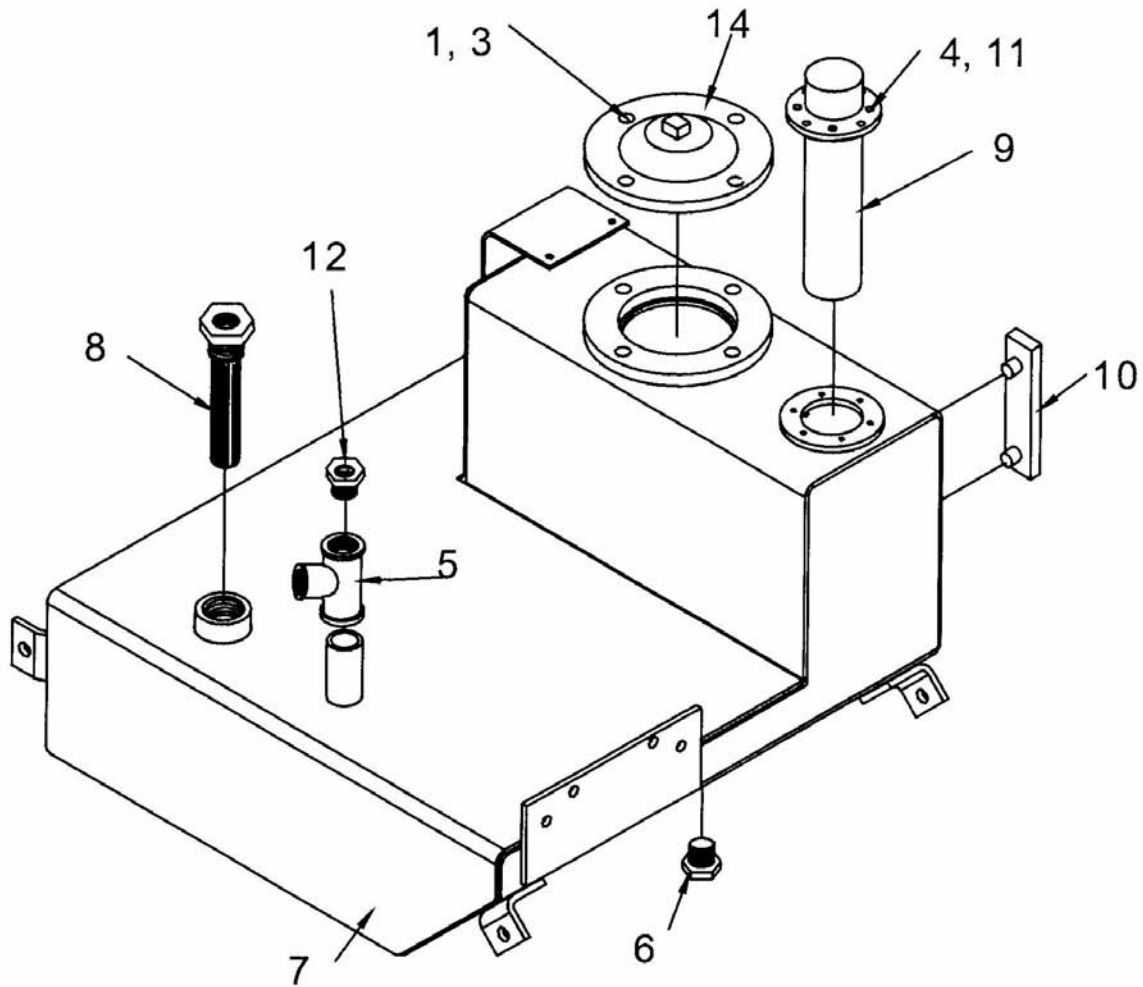
ITEM	PART NO.	QTY.	DESCRIPTION
	02976712	-	OIL RESERVOIR ASY, OCFD VALVE
	02976765	-	OIL RESERVOIR ASY, CCLS VALVE
1	00011700	4	LOCKWASHER
2	10119000	4	BOLT

HYD TANK ASY - PN 02976712 (OCFD) & PN 02976765 (CCLS)

Continued...

ITEM	PART NO.	QTY.	DESCRIPTION
3	00750940	2	LOCKNUT
4	00023500	4	FLATWASHER
5	00752067	1	ADAPTER, STRAIGHT
6	02041800	1	ELBOW, 90 DEG
8	02825900	1	ADAPTER, ELBOW
9	02043600	2	ADAPTER, 45 DEG
10	02822700	1	ELBOW
11	02976533	-	VALVE ASY, OCFD (FIXED DISPLACEMENT)
	02976688	-	VALVE ASY, CCLS (LOAD SENSE)
12	02976527	1	VALVE MOUNT PLATE
13	02976525	1	HYDRAULIC HOSE
14	02969527A	-	PUMP ASY, FRONT (NEW PUMP)
	02969527RB	-	PUMP ASY, FRONT (REBUILT PUMP)
	02977086	-	PUMP SEAL KIT
	02977199	-	PUMP SHAFT SEAL
	02970206	-	SOLENOID SERVO CONTROL
15	02976524	1	ADAPTER
16	02968164	1	HOSE
17	02968165	1	HOSE
18	02761100	1	ADAPTER, ELBOW
19	02976767	1	TANK ASY
20	02968894	1	PLASTIC TIE, RED
21	02968895	1	PLASTIC TIE, BLUE
22	02968896	1	PLASTIC TIE, ORANGE
23	02968922	1	PRESSURE FILTER HEAD & ELEMENT ASY
24	02968923	1	PRESSURE FILTER ELEMENT
25	02976066	1	FILTER ASY IN-LINE MACHETE
26	10074000	2	BOLT
27	32901C	2	LOCKNUT
28	02976523	1	ADAPTER
29	03200587	1	PLUG, HEX
30	63042700	2	ADAPTER
31	02161400	2	ADAPTER
32	00035900	2	BOLT
33	02959372	1	HOSE
34	02972106	1	DECAL, INST. HYD HOSE
35	02968167	1	ADAPTER, STRAIGHT

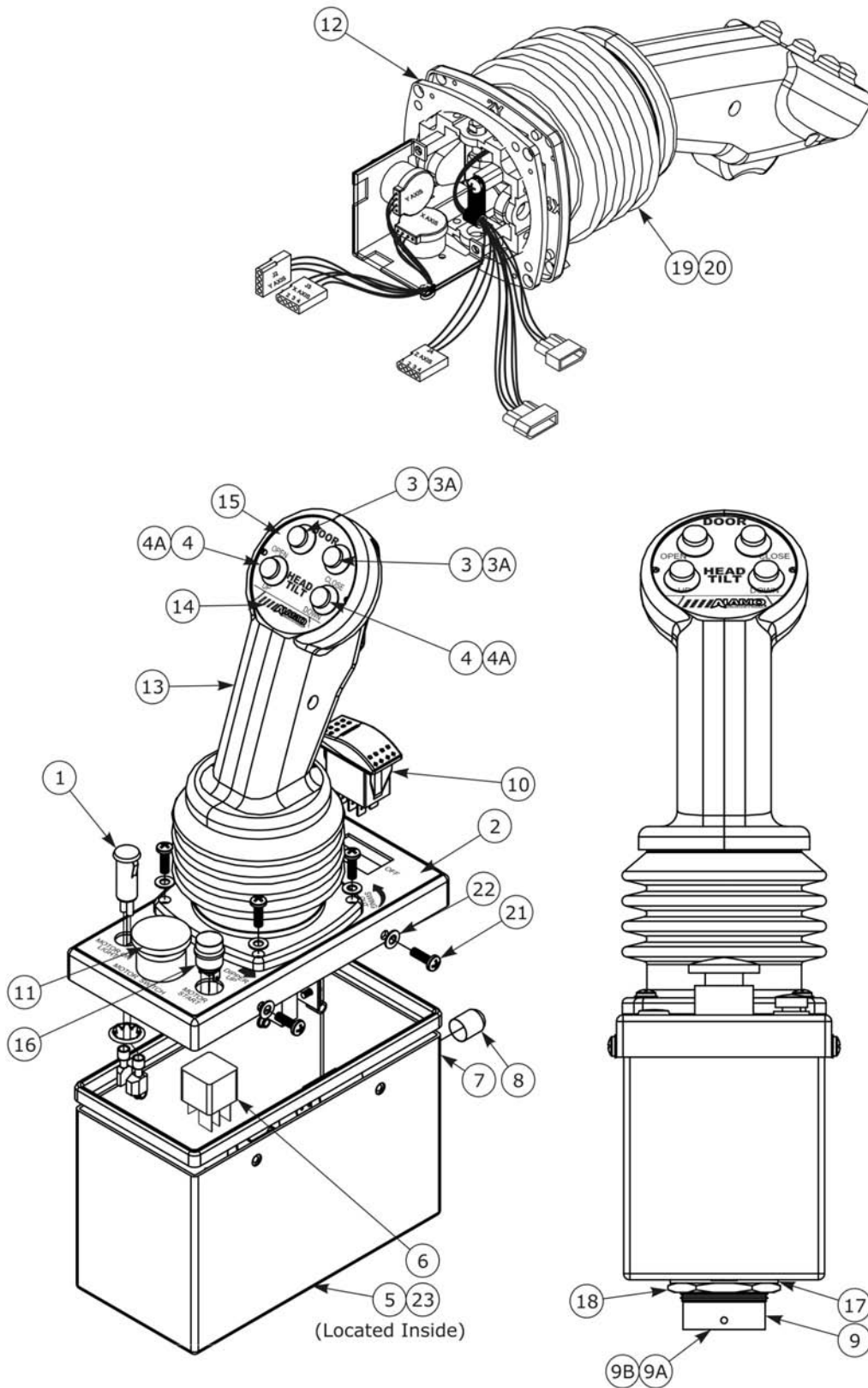
HYD TANK SUB-ASY - PN 02966767



ITEM	PART NO.	QTY.	DESCRIPTION
	02966767	-	HYDRAULIC TANK SUB-ASY
1	00001300	4	LOCKWASHER
3	00011800	4	BOLT
4	00751984	6	STAR WASHER
5	02275700	1	PIPE TEE
6	02963659	1	PLUG, MAGNETIC
7	02977040	1	TANK WLD' MT
8	02968166	1	STRAINER, SUCTION
9	02968879	1	FILLER / BREATHER CAP ASY
10	02968880	1	GAUGE, SIGHT & TEMPERATURE
11	02969917	6	MACHINE SCREW
12	63081000	1	REDUCER BUSHING
14	02976242	1	TANK COVER PLATE

THIS PAGE INTENTIONAL LEFT BLANK

JOYSTICK CONSOLE ASY

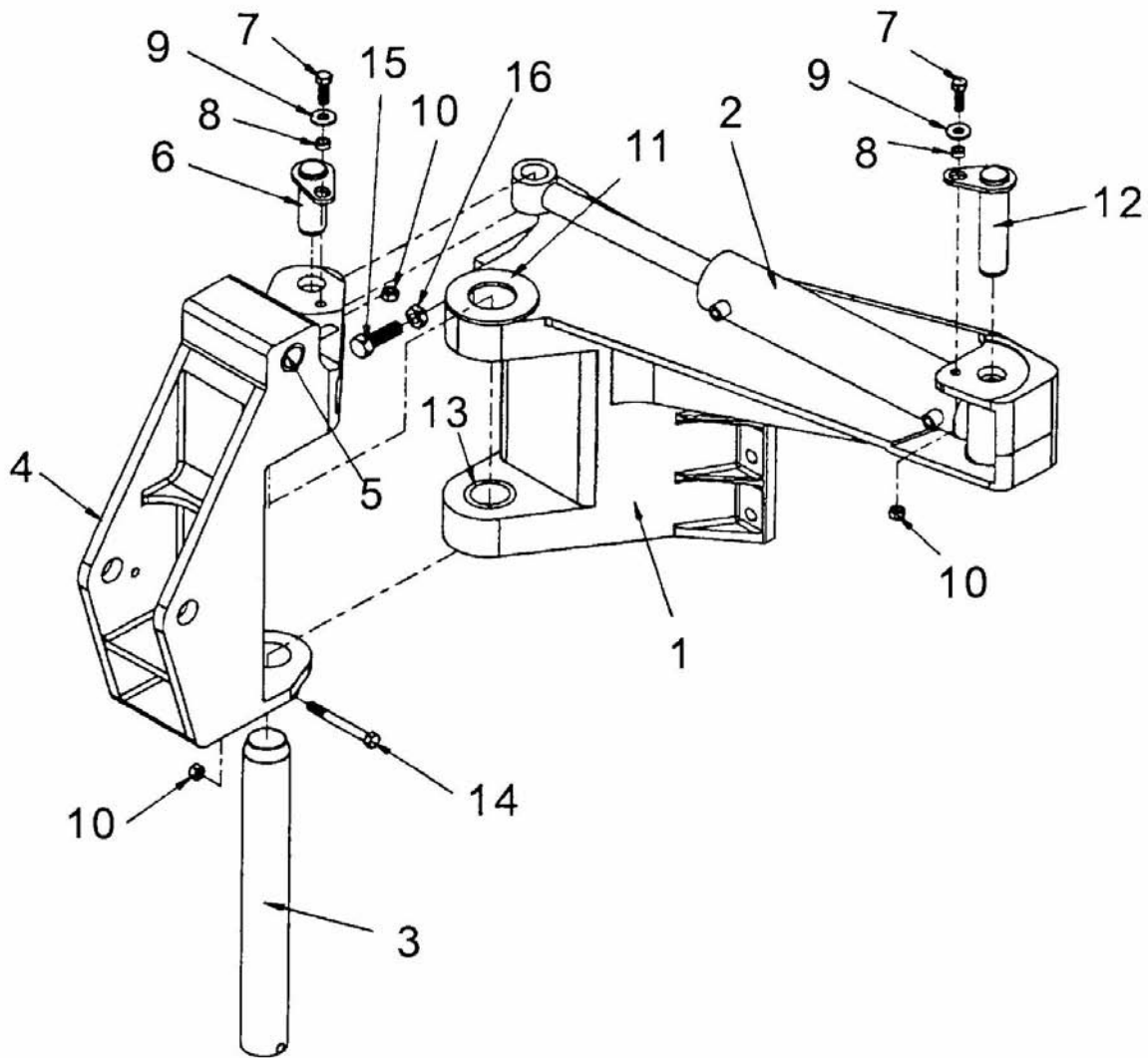


JOYSTICK CONSOLE ASY

Continued...

ITEM	PART NO.	QTY.	DESCRIPTION
	02987829	1	JOYSTICK ASSEMBLY W/ COMPONENTS
1	02981020	1	LED RED 12VDC
2	02981021	1	DECAL JOYSTICK OPERATION CNSLE
3	02981022	2	SWITCH MOMNTRY PUSHBUTTON RED
3A	02983472	2	PUSH BOTTOM CAP RED
4	02981023	2	SWITCH MOMNTRY PUSHBUTTON BLK
4A	02983473	2	BOTTON COVER BLACK
5	02981024	1	SOCKET RELAY
6	02981025	1	RELAY SPDT 12VDC 20A
7	02981026	1	CIRCUIT BREAKER 10A PANEL MNT
8	02981027	1	BOOT CIRCUIT BREAKER COVER
9	02977642	1	CONNECTOR RECEPTACLE
9A	02977645	17	PIN, 16-18 AWG
9B	02977646	4	PIN, 12AWG
10	02977643	1	NUT, PANEL - 24 SHELL SIZE
11	02981028	1	SWITCH PUSH PULL
12	02981029	1	JOYSTICK ASSEMBLY
13	02981031	1	HANDLE ASSEMBLY
14	02981032	1	DECAL SWITCH OPERATION HANDLE
15	02981033	1	ASSEMBLY PUSHBUTTON FACE PLATE
16	02981030	1	SWITCH MOMENTARY PUSHBUTTON
17	02977644	1	LOCKWASHER - 24 SHELL SIZE
18	02977043	1	SWITCH ROCKER DPDT W/GREEN LED
19	02983475	1	POTENTIOMETER - SWING
20	02983476	2	POTENTIOMETER - LIFT & DIPPER
21	02983477	8	MACHINE SCREW #10-32 5/8 LG.
22	02983478	8	WASHER #10 NYLON
23	02963584	1	LOCKNUT 8-32 PL
	02987905	1	TRIGGER SWITCH

KING POST SUB-ASY



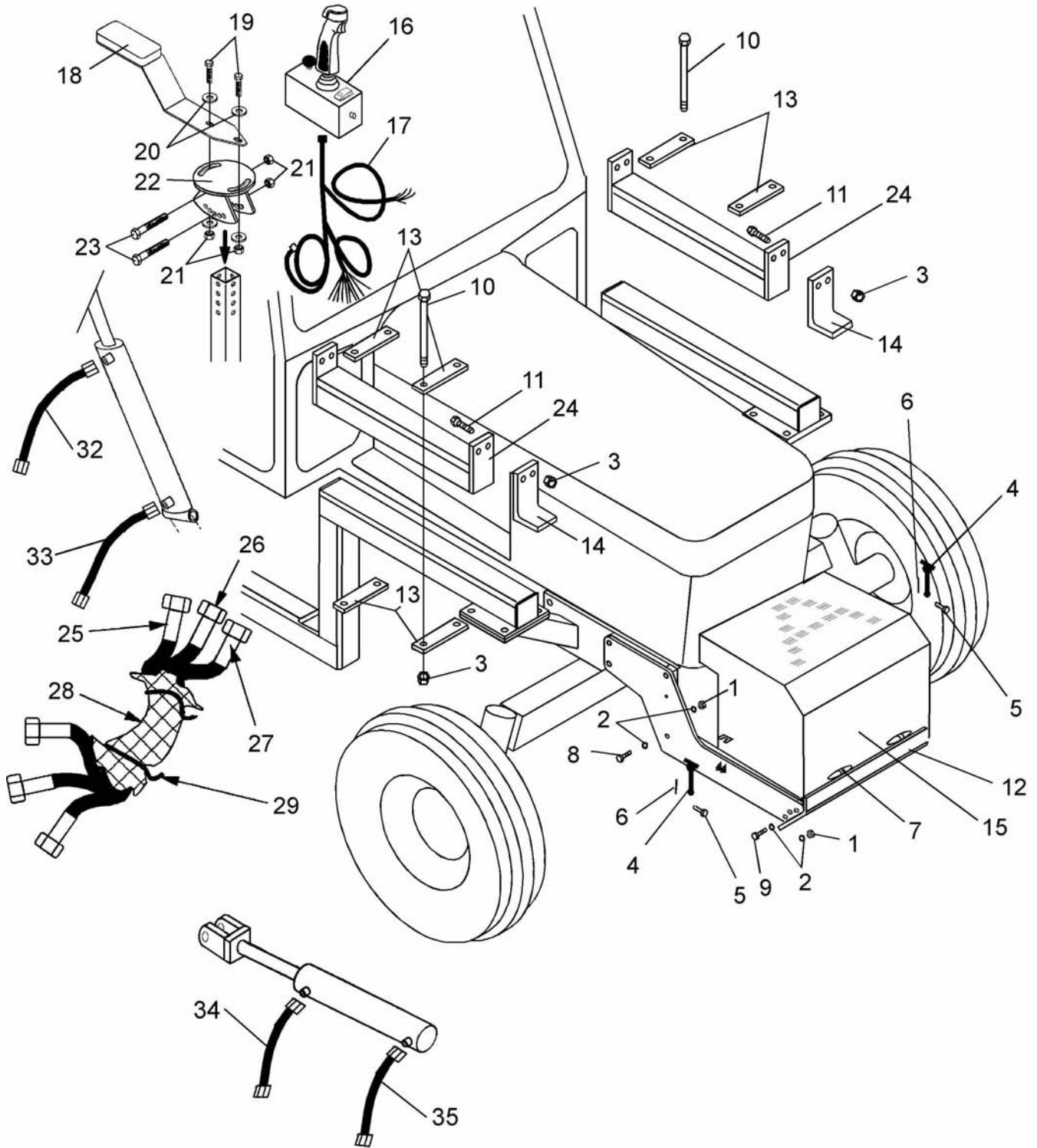
ITEM	PART NO.	QTY.	DESCRIPTION
	02978000	1	KING POST FRAME SUB-ASY
1	02975491	1	KING POST MOUNTING
2	02968840	1	CYLINDER ASY, SWING
3	02975508	1	PIN
4	02975493	1	KING POST, MACHINED
5	02968803	3	BUSHING, TEFLON
6	02978477	1	PIN WLD'MT
7	00748823	2	BOLT
8	02975596	2	TUBE SPACER
9	00002700	2	FLATWASHER

KING POST SUB-ASY

Continued...

ITEM	PART NO.	QTY.	DESCRIPTION
10	00001800	3	LOCKNUT
11	02966088	1	WASHER, THRUST
12	02978476	1	PIN WLD`MT
13	02968804	2	BUSHING, TEFLON
14	02956765	1	BOLT
15	02963646	1	BOLT
16	02023900	1	JAMNUT

MOUNTING COMPONENTS - COMMON BOX (PART 1)

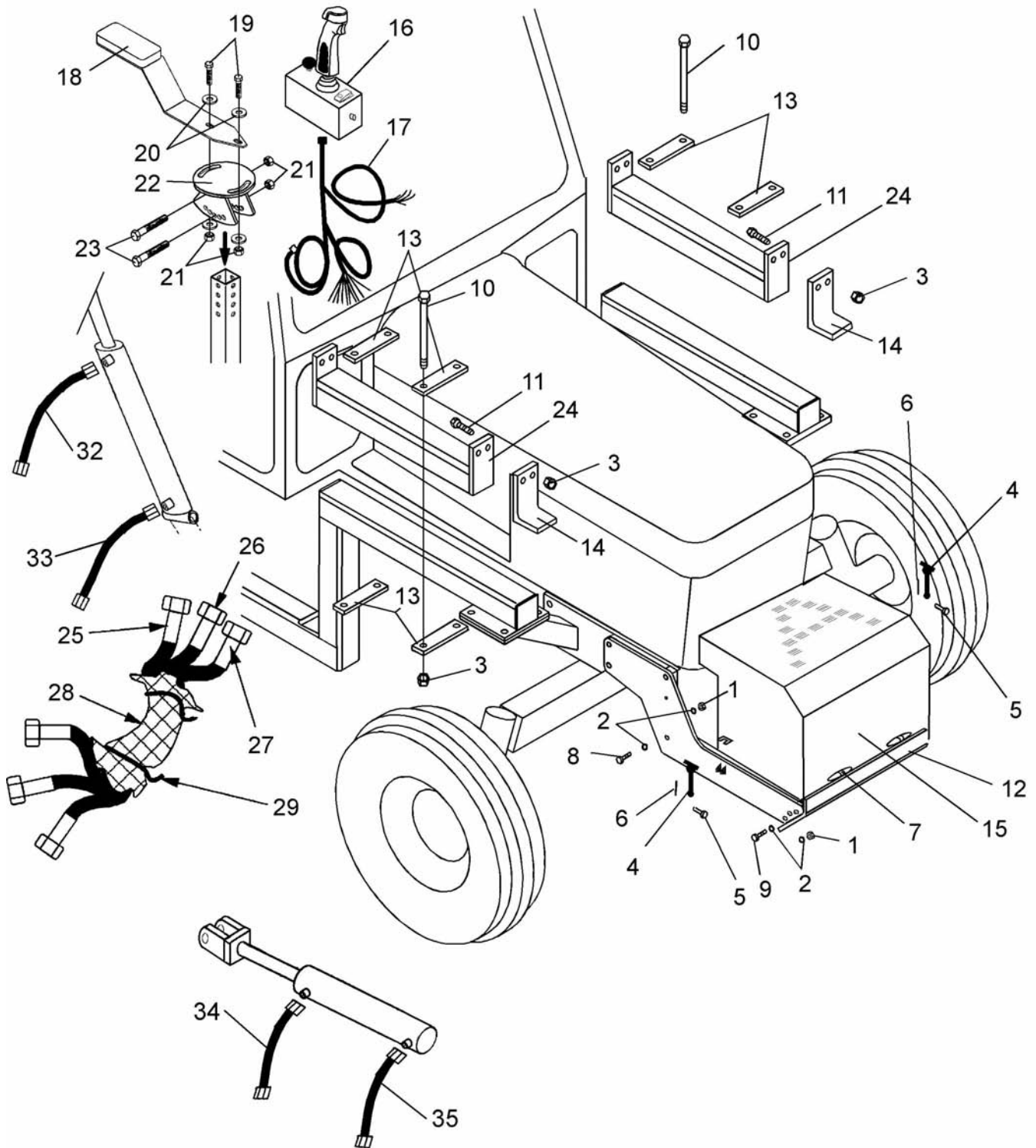


MOUNTING COMPONENTS - COMMON BOX (PART 1)

Continued...

ITEM	PART NO.	QTY.	DESCRIPTION
	02976759	1	COMMON PARTS BOX, F/ OCFD VALVE
	02976766	1	COMMON PARTS BOX, F/ CCLS VALVE
1	00001800	8	LOCKNUT
2	00002700	8	FLATWASHER
3	00037200	12	LOCKNUT
4	00725336	2	STRAP
5	00725337	2	PIN
6	02958488	2	COTTER PIN
7	00726119	2	BRASS WASHER, F/ HINGE
8	00749130	2	BOLT
9	02027400	6	BOLT
10	02957039	4	BOLT
11	02918600	8	BOLT
12	02966634	1	BUMPER
13	02966639	8	MOUNT STRAP
14	02966641	2	MOUNT ANGLE
15	02969032	1	TANK & PUMP COVER
16	02987829	1	ASY JSTK CONSOLE, SAMURAI
17	02971381	1	WIRING HARNESS (VALVE ON FRAME)
	002504	5	CONNECTOR
	02976024	5	CONNECTOR
	02976617	1	WIRE HARNESS (VALVE UNDER PUMP COVER)
18	02974389	1	ARM REST
19	00011400	2	BOLT
20	00011100	4	FLATWASHER
21	00015800	4	NUT
22	02961489	1	PIVOT PLATE
23	00059900	2	BOLT
24	02970116	2	FRAME TUBE
25	02968157	1	HOSE (W/ ORANGE TIE)
26	02968158	1	HOSE (W/ RED TIE)
27	02968170	1	HOSE (W/ BLUE TIE)
28	02961085	2	SLEEVING, F/ # 16 HOSES BOOM TO FRAME & FRAME TO PUMP
29	02753400	2	PLASTIC TIE
30	02976712	1	OCFD TANK & VALVE ASY
31	02976765	1	CCLS TANK & VALVE ASY
32	02968149	1	HOSE, LIFT CYL ROD (ORANGE TIE)
33	02968150	1	HOSE, LIFT CYL BASE (ORANGE W/ WHITE STRIPE TIE)
*	00012300	3	NUT (IN ITEM 36)
34	02968155	1	HOSE, SWING CYL ROD (GREEN TIE)

MOUNTING COMPONENTS - COMMON BOX (PART 2)



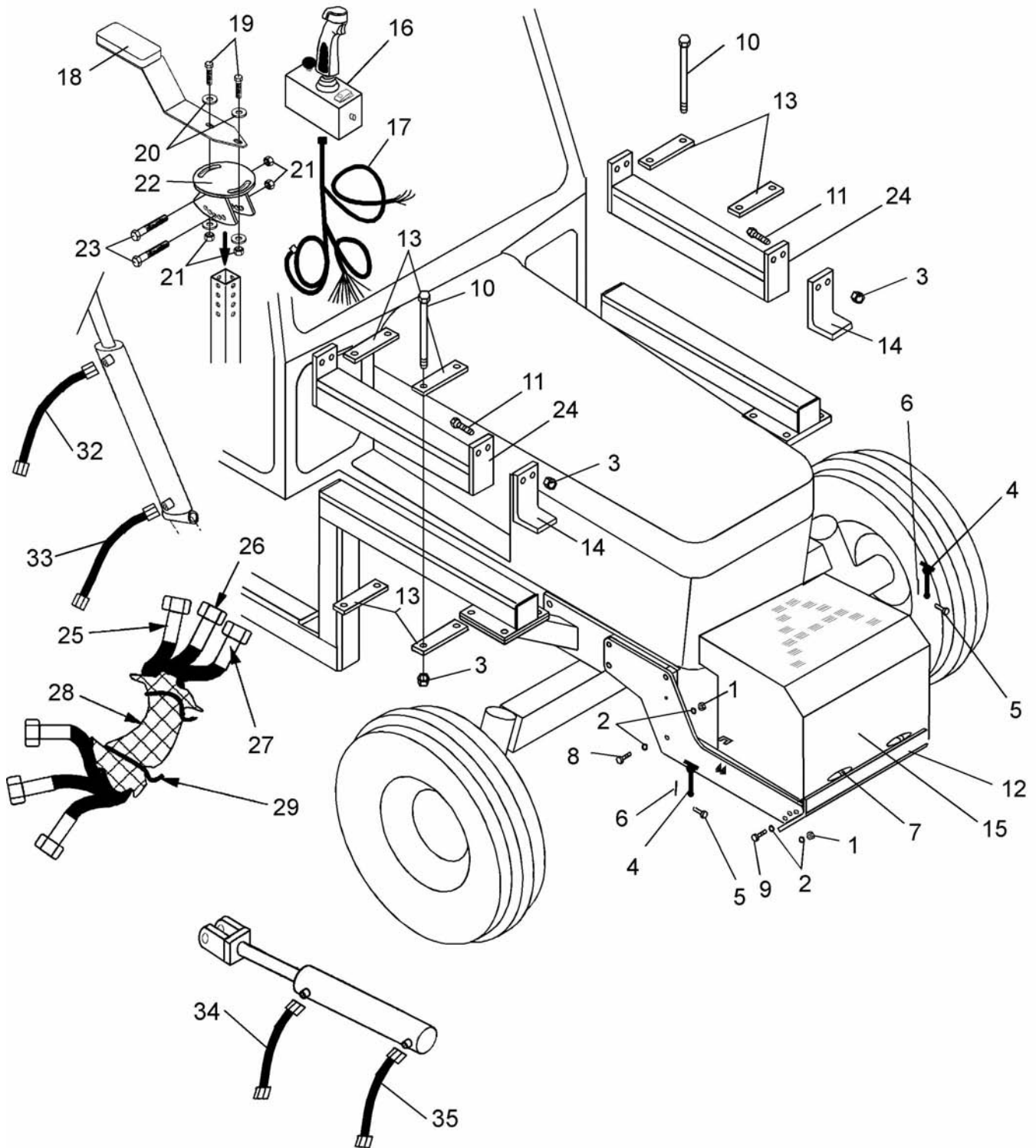
Machete Boom 17 21 and 24 04-04 Rev 12-08

MOUNTING COMPONENTS - COMMON BOX (PART 2)

Continued...

ITEM	PART NO.	QTY.	DESCRIPTION
35	02968156	1	HOSE, SWING CYL BASE (GREEN W/ WHITE STRIPE TIE)
36	02973297*	1	HARDWARE KIT (* INCLUDES ALL THE FOLLOWING ITEMS)
*	00001300	2	LOCKWASHER (IN ITEM 36)
	00001800	8	LOCKNUT (IN ITEM 36)
	00002700	10	FLATWASHER (IN ITEM 36)
	00011100	4	FLATWASHER (IN ITEM 36)
	00011400	2	BOLT (IN ITEM 36)
	00012101	2	LOCKWASHER (IN ITEM 36)
	00012200	3	LOCKWASHER (IN ITEM 36)
	00015800	4	LOCKNUT (IN ITEM 36)
	00037200	16	LOCKNUT (IN ITEM 36)
	00059900	2	BOLT (IN ITEM 36)
	002369	1	DECAL, MULTI-HAZARD (IN ITEM 36)
	002508	2	DECAL, ALAMO LOGO (IN ITEM 36)
	00725336	2	STRAP (IN ITEM 36)
	00725337	2	PIN (IN ITEM 36)
	00725338	2	COTTER PIN (IN ITEM 36)
	00726119	8	WASHER, BRASS SPECIAL (IN ITEM 36)
	00750227	3	FLATWASHER (IN ITEM 36)
	02027400	8	BOLT (IN ITEM 36)
	02753400	2	PLASTIC TIE (IN ITEM 36)
	02776600	2	BOLT (IN ITEM 36)
	02892000	2	BOLT (IN ITEM 36)
	02911900	1	BOOM REST HOOK (IN ITEM 36)
	02918600	8	BOLT (IN ITEM 36)
	02957039	8	BOLT (IN ITEM 36)
	02958241	1	DECAL, TRACTOR OPERATOR (IN ITEM 36)
	02959010	1	PAMPHLET, SAFETY MOUNT (IN ITEM 36)
	02960766	1	DECAL, ALAMO GROUP (IN ITEM 36)
	02961085	1	CORDURA SLEEVING, 54" LONG (IN ITEM 36)
	02961306	1	CORDURA SLEEVING, 69" LONG (IN ITEM 36)
	02961489	1	PIVOT PLATE WLD`MT (IN ITEM 36)
	02965093	1	DECAL, PROPER ENGINE SPEED (IN ITEM 36)
	02965262	1	DECAL, WARNING HOSE (IN ITEM 36)
	02979473	1	DECAL, AW ISO VG 100 TRAC, HYD FLUID (IN ITEM 36)
	02966639	8	BAR, MOUNT STRAP (IN ITEM 36)
	02966641	4	BAR, MOUNT ANGLE (IN ITEM 36)
	02967827	1	DECAL, MULTI-HAZZARD (IN ITEM 36)
	02968157	1	HOSE, # 16 X 52" LONG W/ ORANGE TIE (IN ITEM 36)
	02968158	1	HOSE, # 16 X 52" LONG W/ RED TIE (IN ITEM 36)
	02968170	1	HOSE, # 16 X 52" LONG W/ BLUE TIE (IN ITEM 36)

MOUNTING COMPONENTS - COMMON BOX (PART 3)

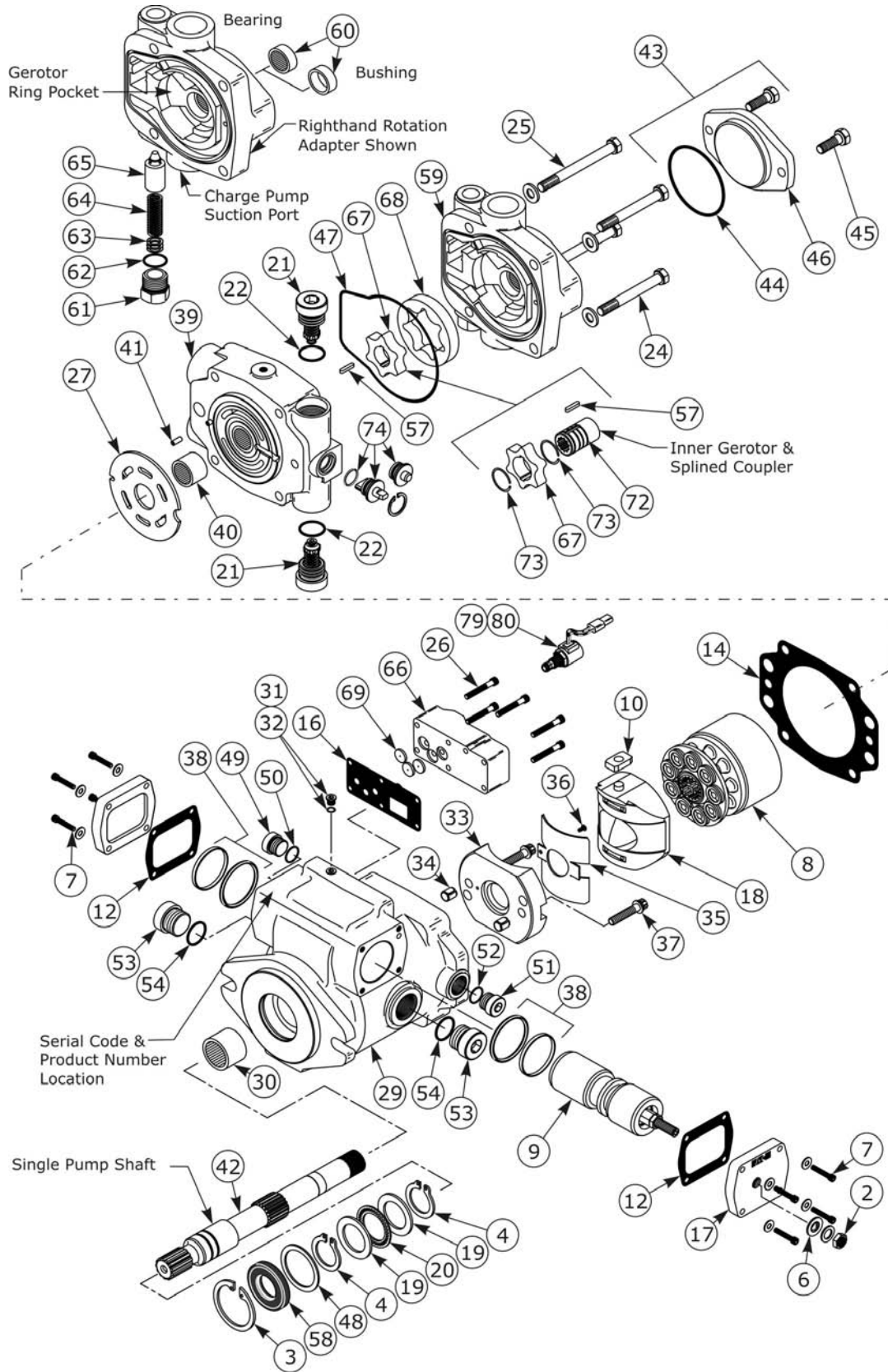


MOUNTING COMPONENTS - COMMON BOX (PART 3)

Continued...

ITEM	PART NO.	QTY.	DESCRIPTION
	02968808	1	CORDURA SLEEVING, 54" LONG (IN ITEM 36)
	02968915	1	OPERATORS MANUAL (IN ITEM 36)
	02968954	2	DECAL, MACHETE (IN ITEM 36)
	02969525	1	DRAWING, INSTR. COUNTER WEIGHT (IN ITEM 36)
	02969559	1	BAR, BOOM STOP (IN ITEM 36)
	02969560	1	DRAWING, INSTR. BOOM STOP (IN ITEM 36)
	02970117	1	DRAWING, INSTR. FRAME RAIL (IN ITEM 36)
	02971123	1	DECAL, WARNING PRESSURE (IN ITEM 36)
	02971569	3	WASHER, WHEEL WEIGHT (IN ITEM 36)
	02971788	3	ROD, ALL THREAD (IN ITEM 36)
	02971791	1	DRAWING, INSTR. WHEEL WEIGHT (IN ITEM 36)
	02975446	1	JOYSTICK CONSOLE ASY (IN ITEM 36)
	02977046	1	MANUAL, EMI INDUSTRIAL (IN ITEM 36)
	03200285	1	DECAL, WATCH YOUR STEP (IN ITEM 36)
	5JRC1490	3	LOCKNUT (IN ITEM 36)
	63096300	1	PAINT, SPRAY CAN (IN ITEM 36)
	02975004	1	TIE ROD LUG (IN ITEM 36)

PUMP ASY - SERVO CONTROLLED - PN 02969527A (PART 1)

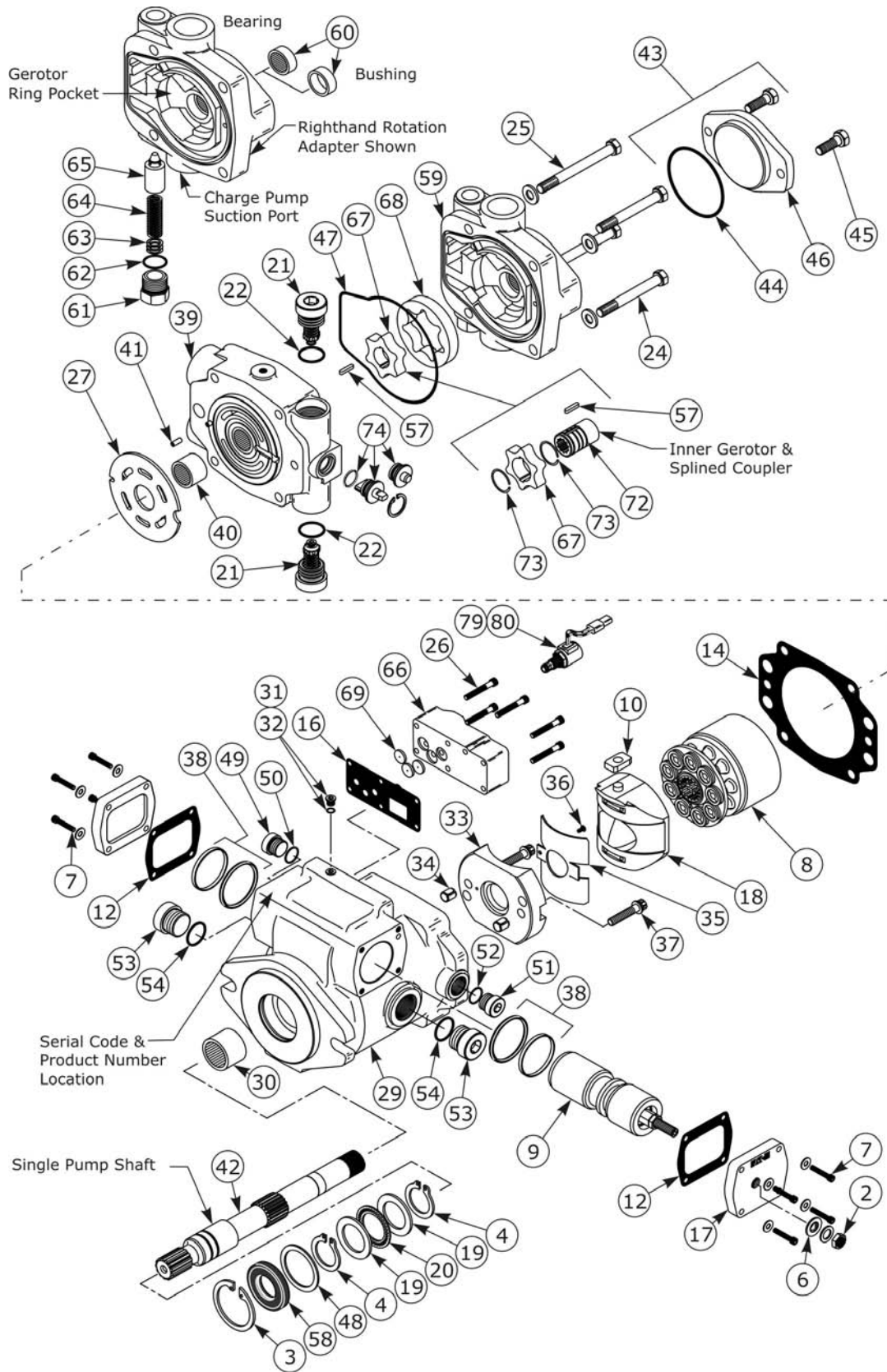


PUMP ASY - SERVO CONTROLLED - PN 02969527A (PART 1)

Continued...

ITEM	PART NO.	QTY.	DESCRIPTION
	02969527A	1	PISTON PUMP ASY, SERVO CONTROLLED
2	02977418	1	JAM NUT
3	02977419	1	RETAINING RING
4	02977420	2	RETAINING RING
6	02977421	1	SEAL WASHER
7	02977422	8	BOLT
8	02977423	1	ROTATING ASY
9	02977424	1	SERVO PISTON SUB-ASY
10	02977425	1	FOLLOWER, SERVO PISTON
11	02977426	1	COVER PLATE
12	02977427	2	GASKET, F/ COVER PLATE
14	02977428	1	GASKET, F/ HOUSING
16	02970209	1	GASKET, F/ CONTROL HOUSING
17	02977430	1	COVER PLATE
18	02977431	1	CAM PLATE SUB-ASY
19	02977432	2	RACE, THRUST
20	02977433	1	BEARING, THRUST
21	02977434	2	RELIEF VALVE SUB-ASY
22	02977525	2	O-RING
23	02977434	1	RELIEF VALVE SUB-ASY
24	02977436	2	BOLT
25	02977437	2	BOLT
26	02970208	6	BOLT
27	02977439	1	PLATE, VALVE
28	02977440	1	HOUSING, SUB-ASY
29	02977526	1	HOUSING
30	02977527	1	BEARING
31	02977528	1	PLUG, SUB-ASY
32	02977529	1	O-RING
33	02977530	1	CRADLE, SUB-ASY
34	02977531	2	DOWEL BUSHING
35	02977532	1	BUSHING
36	02977533	1	BOLT, BUTTON HEAD
37	02977534	2	BOLT
38	02977535	2	SEAL SUB-ASY
39	02977441	1	BACK PLATE SUB-ASY
40	02977536	1	BEARING, PRESS FIT
41	02977537	1	ROLL PIN
42	02977325	1	SHAFT, SPLINED DRIVE
43	02977551	1	KIT, A-FLANGE COVER PLATE
44	02977442	1	O-RING

PUMP ASY - SERVO CONTROLLED - PN 02969527A (PART 2)

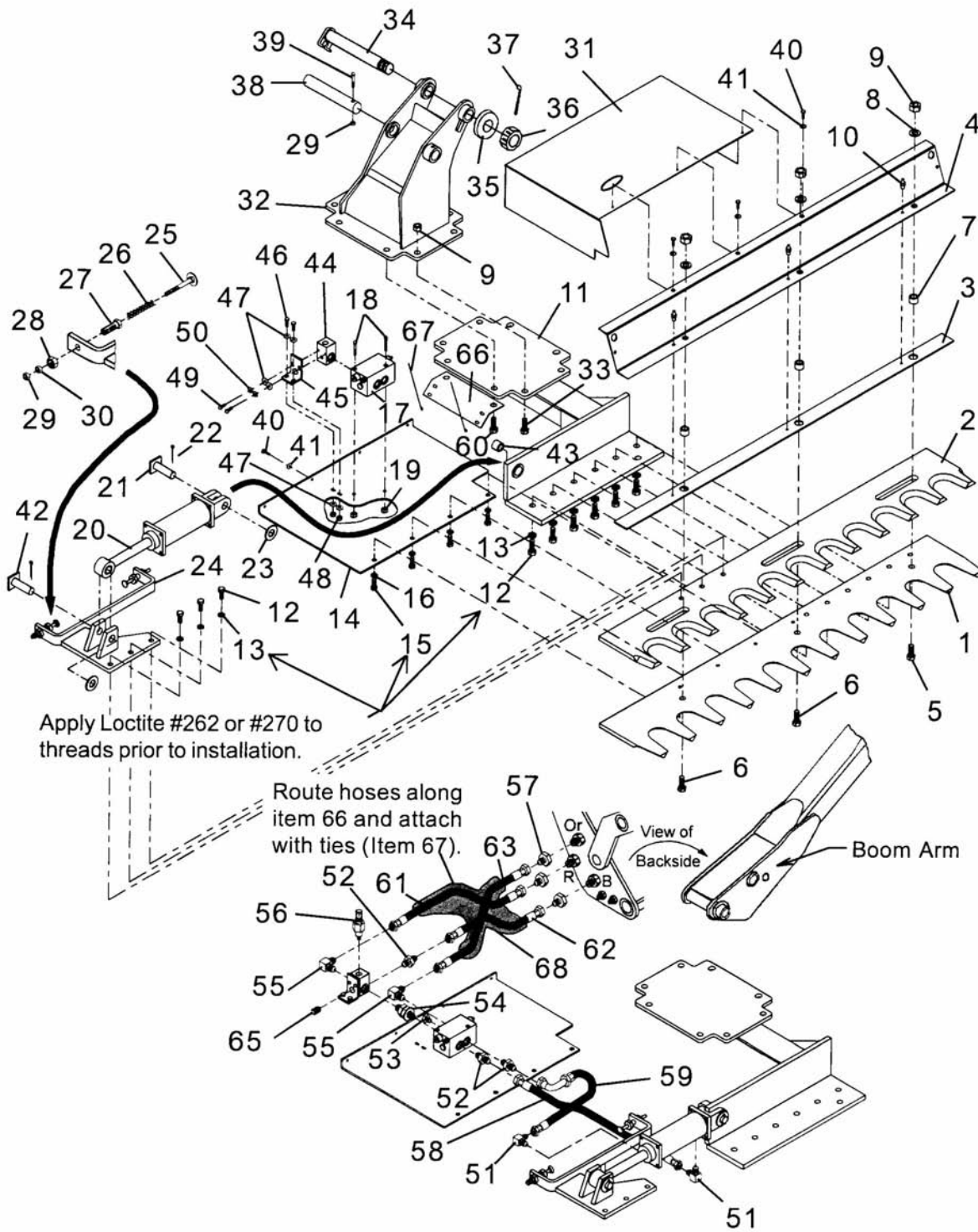


PUMP ASY - SERVO CONTROLLED - PN 02969527A (PART 2)

Continued...

ITEM	PART NO.	QTY.	DESCRIPTION
45	02977444	2	BOLT
46	02977449	1	PLATE, COVER
47	02977443	1	O-RING
48	02977445	1	WASHER
49	02977446	1	PLUG SUB-ASY
50	02977538	1	O-RING
51	02977540	1	PLUG
52	02977541	1	O-RING
53	02977447	2	PLUG
54	02977539	2	O-RING
57	02977448	1	KEY
58	02977199	1	SEAL, SHAFT
59	02977450	1	CHARGE PUMP ADAPTER SUB-ASY
60	02977543	1	BUSHING, PRESS FIT, W/ 11 TOOTH SHAFT
61	02977544	1	PLUG
62	02977545	1	O-RING
63	02977546	1	SHIM
64	02977547	1	SPRING
65	02977548	1	POPPET
66	02970207	1	2 POSITION SERVO CONTROL SUB-ASY
67	02977451	1	GEROTOR, INNER RING
68	02977452	1	GEROTOR, OUTER RING
69	02977453	3	ORIFICE, CONTROL VALVE
72	02977456	1	COUPLER
73	02977457	2	RETAINING RING
74	02977458	1	PLUG SUB-ASY
	02977459	1	WASHER
76	02977460	8	WASHER
77	02977461	4	WASHER
78	02977462	1	RING LOCK
79	02983257	1	CARTRIDGE VALVE ASY, W/O COIL - F/COILS W/RND METAL HSG (UNITS SHIPPED JUNE 2005 & UP)
	02972835	1	CARTRIDGE VALVE ASY, W/O COIL - F/COILS W/SQ PLASTIC HSG (UNITS SHIPPED MAY 2005 & DOWN)
80	02983256	1	COIL ASY, COIL W/RND METAL HSG (UNITS SHIPPED JUNE 2005 & UP)
	02972836	1	COIL ASY, COIL W/SQ PLASTIC HSG (UNITS SHIPPED MAY 2005 & DOWN)

TIMBERCAT - HEAD ASY (PART 1)

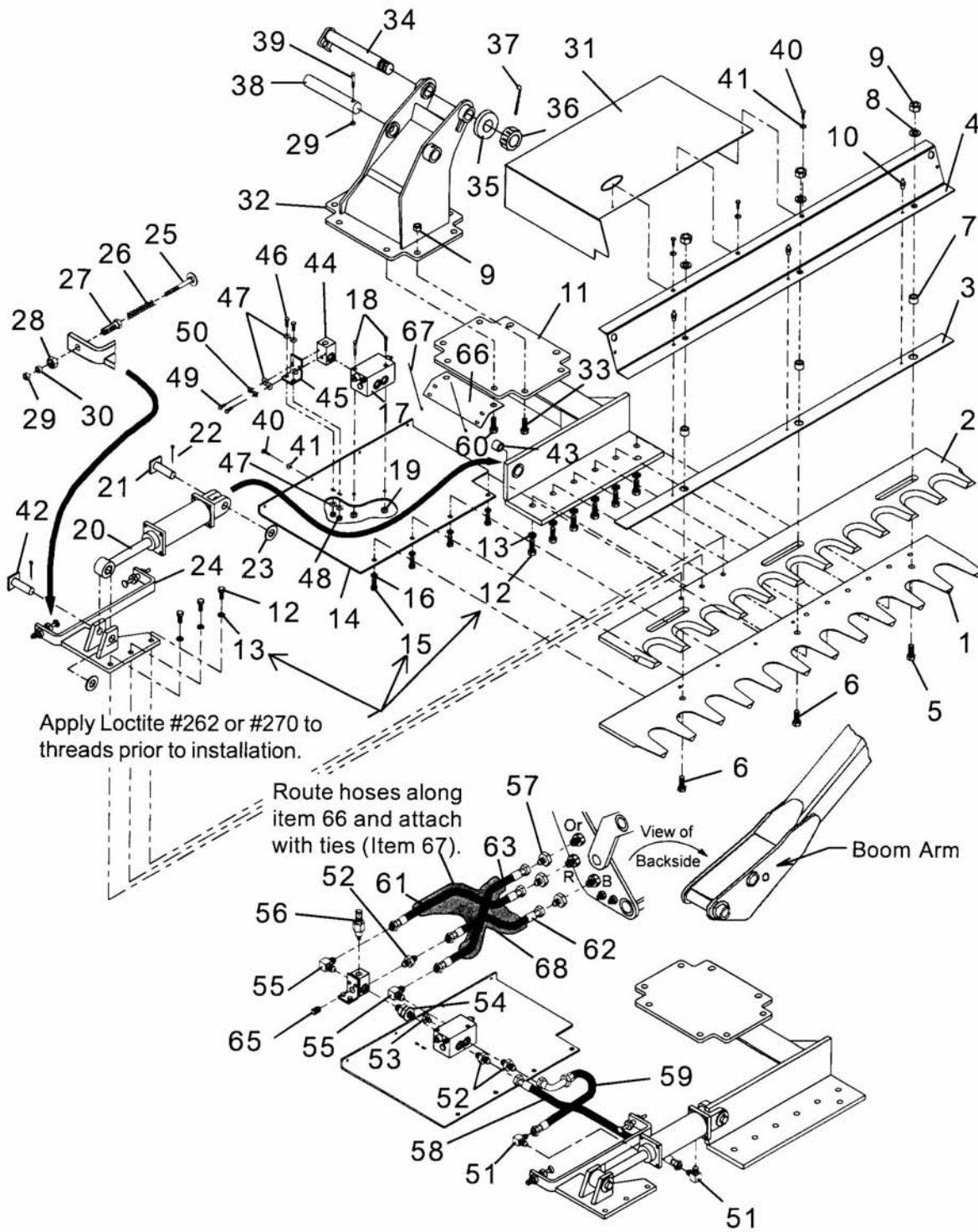


TIMBERCAT - HEAD ASY (PART 1)

Continued...

ITEM	PART NO.	QTY.	DESCRIPTION
	02972149	1	TIMBERCAT HEAD ASY, 5 FT
	02972150	1	TIMBERCAT HEAD ASY, 7 FT
1	02971390	1	BOTTOM BLADE, 5 FT
	02971392	1	BOTTOM BLADE, 7 FT
2	02971389	1	TOP BLADE, 5 FT
	02971391	1	TOP BLADE, 7 FT
3	02971398	1	SLIDE BEARING, 5 FT
	02971399	1	SLIDE BEARING, 7 FT
4	02972363	1	FRONT COVER, 5 FT
	02972512	1	FRONT COVER, 7 FT
5	00751581	1	BOLT
6	02960521	2	BOLT, 5 FT
	02960521	3	BOLT, 7 FT
7	02971400	3	BUSHING, 5 FT
	02971400	4	BUSHING, 7 FT
8	5312316	3	WASHER, 5 FT
	5312316	4	WASHER, 7 FT
9	00037200	11	LOCKNUT, 5 FT
	00037200	12	LOCKNUT, 7 FT
10	4720	3	GREASE FITTING, 5 FT
	4720	4	GREASE FITTING, 7 FT
11	02972567	1	TIMBERCAT FRAME
12	00024400	9	BOLT
13	02972570	9	LOCKWASHER
14	02972256	1	VALVE MOUNT FRAME
15	00750959	4	BOLT
16	00001300	4	LOCKWASHER
17	02972549	1	INVERSION VALVE
18	02972807	2	BOLT
19	00750940	2	LOCKNUT
20	02971423	1	CYLINDER ASY
21	02972505	1	PIN
22	00749495	2	COTTER PIN
23	02822500	2	WASHER
24	02972353	1	CYLINDER MOUNT
25	02972352	2	BOLT
26	02972262	2	SPRING
27	02972261	2	ADJUSTING BOLT
28	65010300	2	NUT
29	00015800	3	LOCKNUT
30	00751281	3	JAMNUT

TIMBERCAT - HEAD ASY (PART 2)



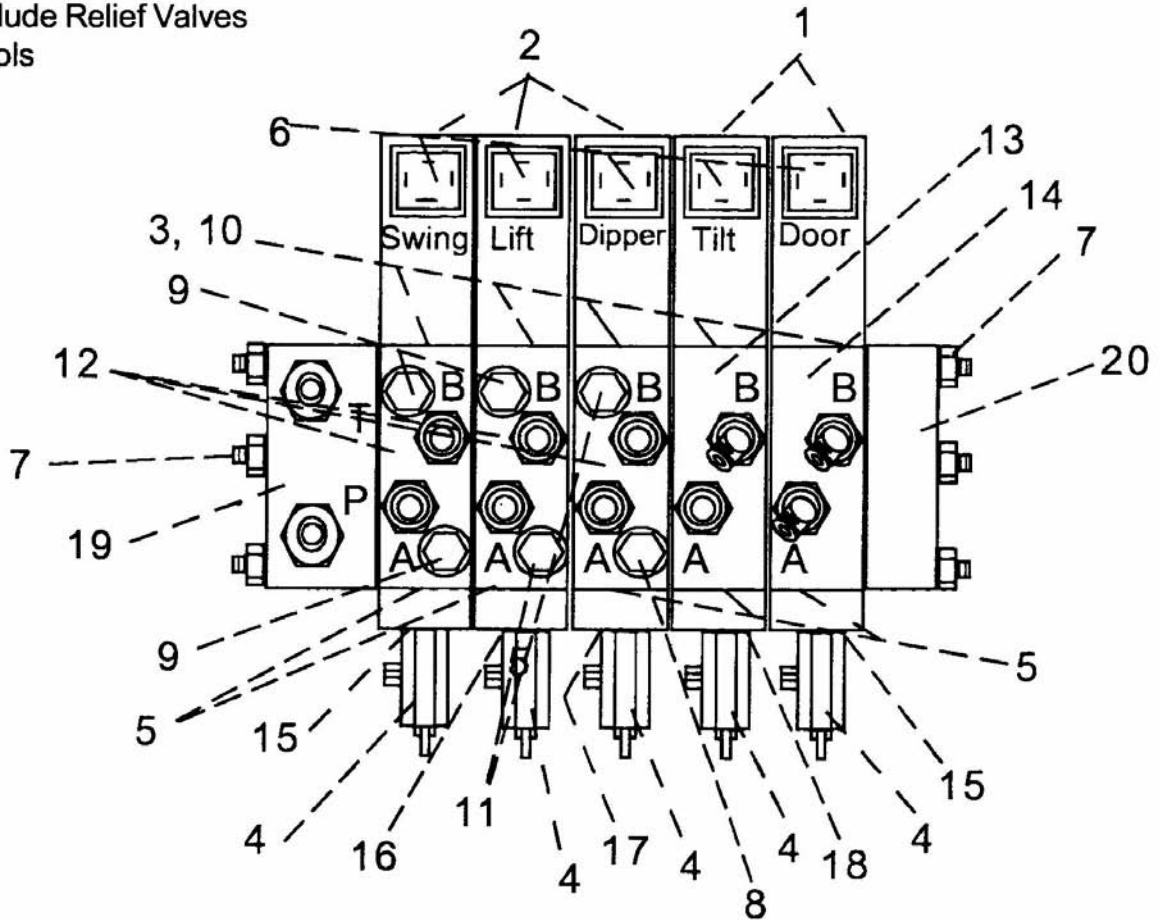
TIMBERCAT - HEAD ASY (PART 2)

Continued...

ITEM	PART NO.	QTY.	DESCRIPTION
31	02972355	1	COVER
32	02971928	1	HITCH POST, F/ MACHETE
33	02918600	7	BOLT
34	02971720	1	PIN
35	02971701	1	WASHER
36	02971702	1	LOCKNUT
37	165020	1	COTTER PIN
38	02971756	1	PIN
39	02970595	1	BOLT
40	00752735	7	SELF TAPPING SCREW
41	00023500	7	WASHER
42	02972507	1	PIN
43	02957501	1	BUSHING
44	02972568	1	MANIFOLD BLOCK
45	02972791	1	MANIFOLD BRACKET
46	10058000	2	BOLT
47	00024100	6	WASHER
48	02959924	2	NUT
49	00021400	2	BOLT
50	00017000	2	LOCKWASHER
51	02962213	2	ADAPTER, 90°
52	02042300	3	ADAPTER, STRAIGHT
53	001582	1	PLUG
54	02972796	1	ADAPTER, STRAIGHT
55	02161300	2	ADAPTER, 90°
56	02972569	1	RELIEF VALVE
57	02969464	3	ADAPTER, REDUCER
58	02972800	1	HOSE
59	02972799	1	HOSE
60	02959390	2	BOLT
61	02972980	1	HOSE - W/ RED TIE
62	02972981	1	HOSE - W/ BLUE TIE
63	02972982	1	HOSE - W/ ORANGE TIE
64	02965464	1	SLEEVING (NOT SHOWN)
65	00751003	1	PLUG
66	02973007	1	HOSE BRACKET
67	02753400	2	PLASTIC TIE
68	02965464	1	HOSE SLEEVING

VALVE - PARTS - OPEN & CLOSED CENTER

Section Assemblies Do
Not include Relief Valves
or Spools



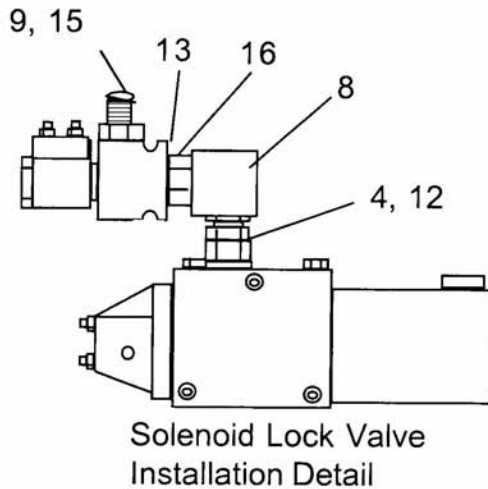
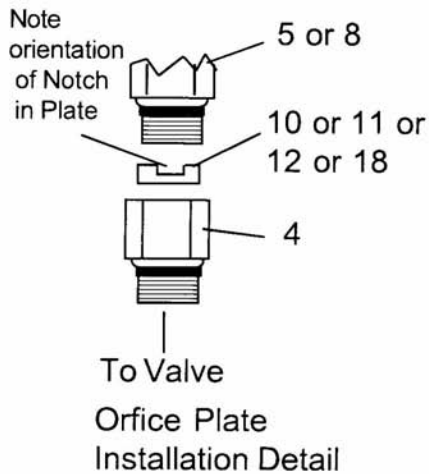
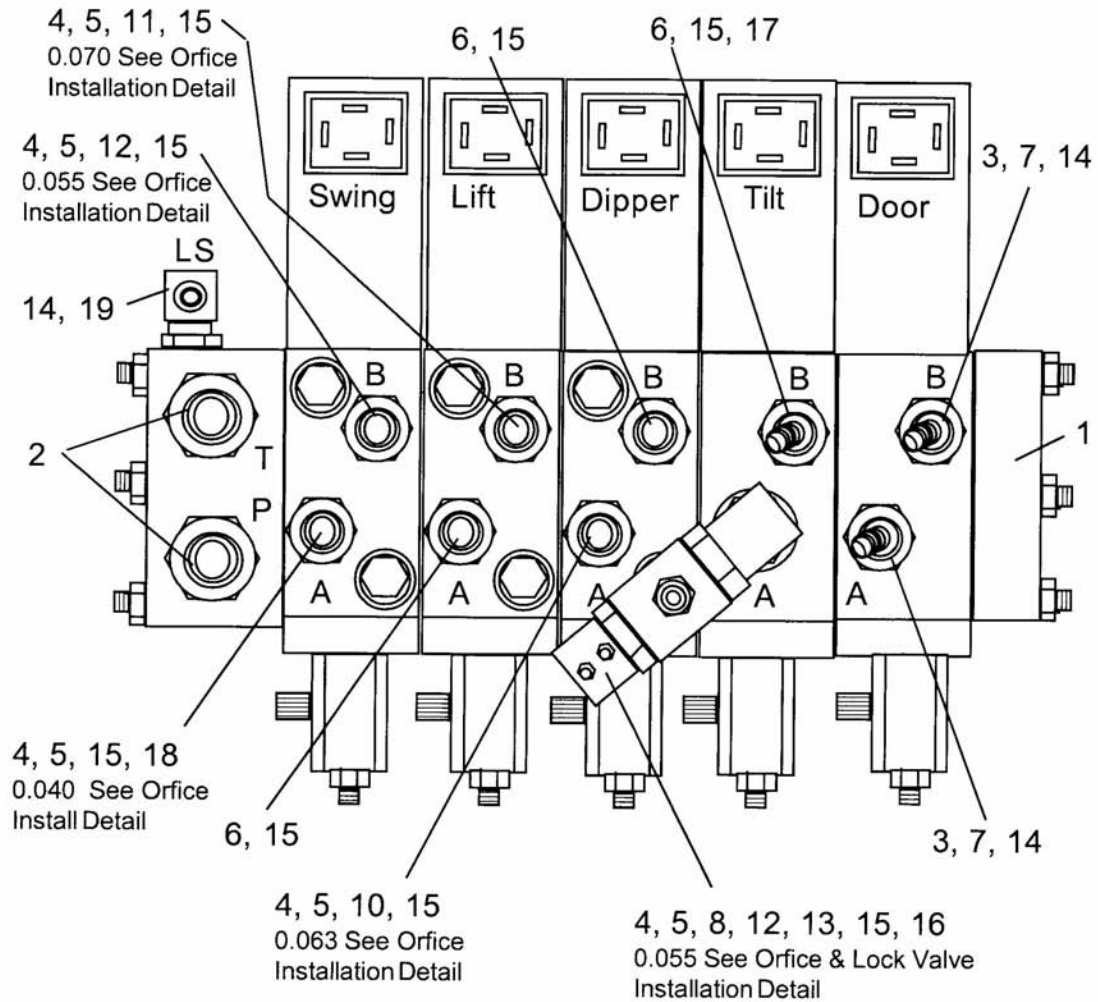
ITEM	PART NO.	QTY.	DESCRIPTION
	02971378	-	VALVE ASY, CCLS
	02971379	-	VALVE ASY, OCFD
1	02974004	2	ELECTRIC MODULE, DOOR & TILT
2	02974005	3	ELECTRIC MODULE, SWING LIFT & DIPPER
3	02974027	5	SEAL KIT, MODULE TO VALVE SECTION
4	02974838	5	HANDLE MODULE
5	02975950	5	SEAL KIT, HANDLE TO VALVE SECTION
6	02976024	5	CONNECTOR GASKET
7	02977032	1	VALVE ASY KIT (W/ TIE BOLTS & SEAL)
8	02977414	1	RELIEF VALVE, 2755 PSI
9	02977745	3	RELIEF VALVE, 2030 PSI
10	02977851	20	BOLT

VALVE - PARTS - OPEN & CLOSED CENTER

Continued...

ITEM	PART NO.	QTY.	DESCRIPTION
11	02977957	2	RELIEF VALVE
12	02980656	3	SECTION ASY, SWING, LIFT OR DIPPER
13	02980657	1	SECTION ASY, TILT
14	02980658	1	SECTION ASY, DOOR
15	02980659	2	SPOOL, SWING OR DOOR
16	02980660	1	SPOOL, LIFT
17	02980661	1	SPOOL, DIPPER
18	02980662	1	SPOOL, TILT
19	02980663	1	SECTION, INLET (CCLS)
	02980664	1	SECTION, INLET (OCFD)
20	02980665	1	SECTION, END CAP

VALVE ASY - 5 SPOOL (CCLS)

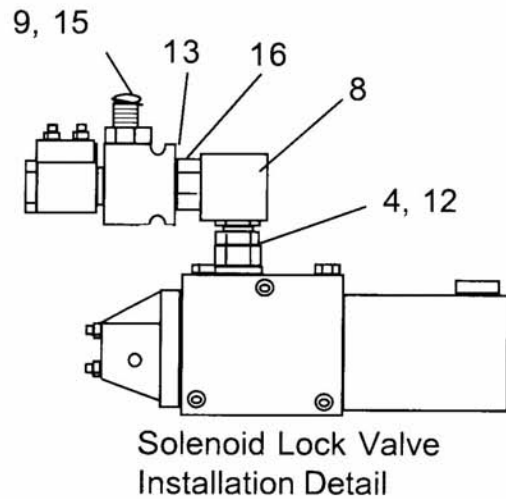
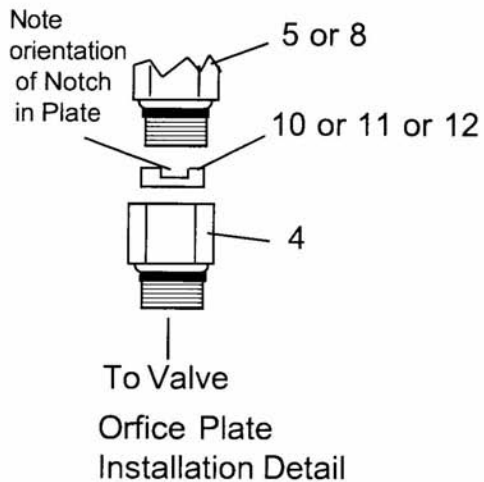
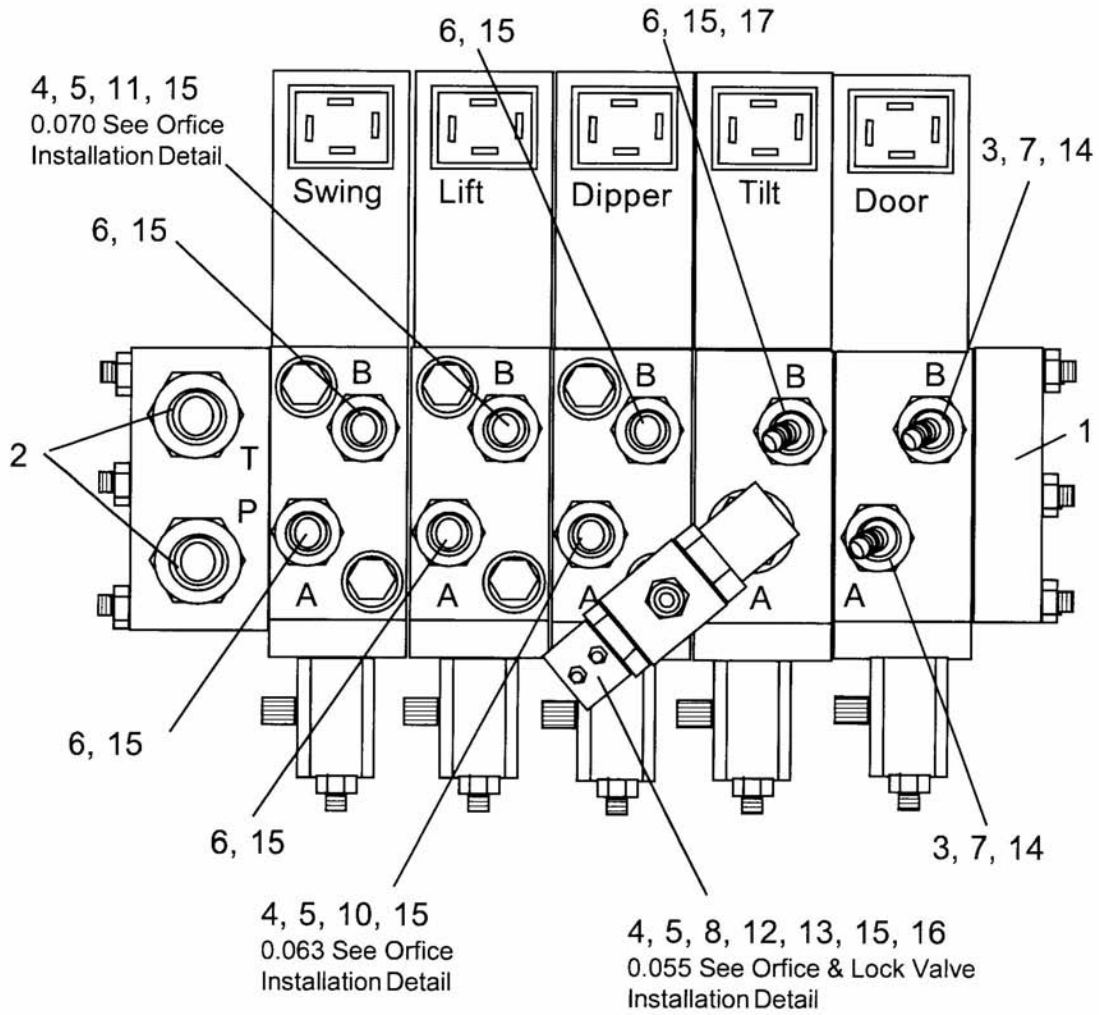


VALVE ASY - 5 SPOOL (CCLS)

Continued...

ITEM	PART NO.	QTY.	DESCRIPTION
	02976688	-	VALVE ASY, 5 SPOOL (LOAD SENSE)
1	02971378	1	VALVE, 5 SPOOL
2	63042700	2	ADAPTER, STRAIGHT
3	02976632	2	ADAPTER, ELBOW, 90 DEG
4	02972113	5	ADAPTER, STRAIGHT
5	02968850	5	ADAPTER, STRAIGHT
6	02972177	3	ADAPTER, STRAIGHT
7	02972179	2	ADAPTER, STRAIGHT
8	02962213	1	ADAPTER, ELBOW, 90 DEG
9	02968850	1	ADAPTER, STRAIGHT
10	02972209	1	ORIFICE, .063
11	02972210	1	ORIFICE, .070
12	02969398	2	ORIFICE, .055
13	02972208A	1	SOLENOID LOCK VALVE ASY
14	02957416	3	CAP, PLASTIC (OUTER)
15	02963637	8	CAP, PLASTIC (OUTER)
16	02975438	1	ADAPTER, STRAIGHT
17	02976531	1	ADAPTER, ELBOW
18	02968399	1	ORIFICE, .040
19	02972178	1	ADAPTER, ELBOW

VALVE ASY - 5 SPOOL (OCFD)



VALVE ASY - 5 SPOOL (OCFD)

Continued...

ITEM	PART NO.	QTY.	DESCRIPTION
	02976533	-	VALVE ASY, 5 SPOOL (OCFD)
1	02971379	1	VALVE ONLY, 5 SPOOL
2	63042700	1	ADAPTER, STRAIGHT
3	02976532	1	ADAPTER, ELBOW 45 DEG
4	02972113	1	ADAPTER, STRAIGHT
5	02968850	3	ADAPTER, STRAIGHT
6	02972177	5	ADAPTER, STRAIGHT
7	02972179	2	ADAPTER, STRAIGHT
8	02962213	1	ADAPTER, ELBOW 90 DEG
9	02968850	3	ADAPTER, STRAIGHT
10	02972209	1	ORIFICE, .063
11	02972210	1	ORIFICE, .070
12	02969398	1	ORIFICE, .055
13	02972208A	1	SOLENOID LOCK VALVE ASY
14	02957416	8	CAP, PLASTIC, OUTER
15	02963637	2	CAP PLASTIC
16	02975438	1	ADAPTER, STRAIGHT
17	02976531	1	ADAPTER, ELBOW

ALAMO INDUSTRIAL

Limited Warranty

1. LIMITED WARRANTIES

- 1.01. Alamo Industrial warrants for one year from the purchase date to the original non-commercial, governmental, or municipal purchaser ("Purchaser") and warrants for six months to the original commercial or industrial purchaser ("Purchaser") that the goods purchased are free from defects in material or workmanship.
- 1.02. Manufacturer will replace for the Purchaser any part or parts found, upon examination at one of its factories, to be defective under normal use and service due to defects in material or workmanship.
- 1.03. This limited warranty does not apply to any part of the goods which has been subjected to improper or abnormal use, negligence, alteration, modification, or accident, damaged due to lack of maintenance or use of wrong fuel, oil, or lubricants, or which has served its normal life. This limited warranty does not apply to any part of any internal combustion engine, or expendable items such as blades, shields, guards, or pneumatic tires except as specifically found in your Operator's Manual.
- 1.04. Except as provided herein, no employee, agent, Dealer, or other person is authorized to give any warranties of any nature on behalf of Manufacturer.

2. REMEDIES AND PROCEDURES.

- 2.01. This limited warranty is not effective unless the Purchaser returns the Registration and Warranty Form to Manufacturer within 30 days of purchase.
- 2.02. Purchaser claims must be made in writing to the Authorized Dealer ("Dealer") from whom Purchaser purchased the goods or an approved Authorized Dealer ("Dealer") within 30 days after Purchaser learns of the facts on which the claim is based.
- 2.03. Purchaser is responsible for returning the goods in question to the Dealer.
- 2.04. If after examining the goods and/or parts in question, Manufacturer finds them to be defective under normal use and service due to defects in material or workmanship, Manufacturer will:
 - (a) Repair or replace the defective goods or part(s) or
 - (b) Reimburse Purchaser for the cost of the part(s) and reasonable labor charges (as determined by Manufacturer) if Purchaser paid for the repair and/or replacement prior to the final determination of applicability of the warranty by Manufacturer.The choice of remedy shall belong to Manufacturer.
- 2.05. Purchaser is responsible for any labor charges exceeding a reasonable amount as determined by Manufacturer and for returning the goods to the Dealer, whether or not the claim is approved. Purchaser is responsible for the transportation cost for the goods or part(s) from the Dealer to the designated factory.

3. LIMITATION OF LIABILITY.

- 3.01. MANUFACTURER DISCLAIMS ANY EXPRESS (EXCEPT AS SET FORTH HEREIN) AND IMPLIED WARRANTIES WITH RESPECT TO THE GOODS INCLUDING, BUT NOT LIMITED TO, MERCHANTABILITY AND FITNESS FOR A PARTICULAR PURPOSE.
- 3.02. MANUFACTURER MAKES NO WARRANTY AS TO THE DESIGN, CAPABILITY, CAPACITY, OR SUITABILITY FOR USE OF THE GOODS.
- 3.03. EXCEPT AS PROVIDED HEREIN, MANUFACTURER SHALL HAVE NO LIABILITY OR RESPONSIBILITY TO PURCHASER OR ANY OTHER PERSON OR ENTITY WITH RESPECT TO ANY LIABILITY, LOSS, OR DAMAGE CAUSED OR ALLEGED TO BE CAUSED DIRECTLY OR INDIRECTLY BY THE GOODS INCLUDING, BUT NOT LIMITED TO, ANY INDIRECT, SPECIAL, CONSEQUENTIAL, OR INCIDENTAL DAMAGES RESULTING FROM THE USE OR OPERATION OF THE GOODS OR ANY BREACH OF THIS WARRANTY. NOT WITHSTANDING THE ABOVE LIMITATIONS AND WARRANTIES, MANUFACTURER'S LIABILITY HEREUNDER FOR DAMAGES INCURRED BY PURCHASER OR OTHERS SHALL NOT EXCEED THE PRICE OF THE GOODS.
- 3.04. NO ACTION ARISING OUT OF ANY CLAIMED BREACH OF THIS WARRANTY OR TRANSACTIONS UNDER THIS WARRANTY MAY BE BROUGHT MORE THAN TWO (2) YEARS AFTER THE CAUSE OF ACTION HAS OCCURRED.

4. MISCELLANEOUS.

- 4.01. Proper Venue for any lawsuits arising from or related to this limited warranty shall be only in Guadalupe County, Texas.
- 4.02. Manufacturer may waive compliance with any of the terms of this limited warranty, but no waiver of any terms shall be deemed to be a waiver of any other term.
- 4.03. If any provision of this limited warranty shall violate any applicable law and is held to be unenforceable, then the invalidity of such provision shall not invalidate any other provisions herein.
- 4.04. Applicable law may provide rights and benefits to purchaser in addition to those provided herein.

KEEP FOR YOUR RECORDS

ATTENTION: Purchaser should fill in the blanks below for his reference when buying repair parts and/or for proper machine identification when applying for warranty.

Alamo Industrial Implement Model _____ Serial Number _____
Date Purchased _____ Dealer _____

ATTENTION:
READ YOUR OPERATOR'S MANUAL

ALAMO INDUSTRIAL

1502 E. Walnut
Seguin, Texas 78155
830-379-1480





TO THE OWNER/OPERATOR/DEALER

To keep your implement running efficiently and safely, read your manual thoroughly and follow these directions and the Safety Messages in this Manual. The Table of Contents clearly identifies each section where you can easily find the information you need.

The OCCUPATIONAL SAFETY AND HEALTH ACT (1928.51 Subpart C) makes these minimum safety requirements of tractor operators:

REQUIRED OF THE OWNER:

1. Provide a Roll-Over-Protective Structure that meets the requirements of this Standard; and
2. Provide Seatbelts that meet the requirements of this paragraph of this Standard and SAE J4C; and
3. Ensure that each employee uses such Seatbelt while the tractor is moving; and
4. Ensure that each employee tightens the Seatbelt sufficiently to confine the employee to the protected area provided by the ROPS.

REQUIRED OF THE OPERATOR

1. Securely fasten seatbelt if the tractor has a ROPS.
2. Where possible, avoid operating the tractor near ditches, embankments, and holes.
3. Reduce speed when turning, crossing slopes, and on rough, slick, or muddy surfaces.
4. Stay off slopes too steep for safe operation.
5. Watch where you are going - especially at row ends, on roads, and around trees.
6. Do not permit others to ride.
7. Operate the tractor smoothly - no jerky turns, starts, or stops.
8. Hitch only to the drawbar and hitch points recommended by the tractor manufacturer.
9. When the tractor is stopped, set brakes securely and use park lock, if available.



Keep children away from danger all day, every day...



Equip tractors with rollover protection (ROPS) and keep all machinery guards in place...



Please work, drive, play and live each day with care and concern for your safety and that of your family and fellow citizens.

